

# Screens and Space Division

## GSA Price List – March 2024

Includes Belong Screens, Belong Plus Screens, Compose Echo Screens, Active Components Screens, Belong Gallery End Panels/Screens and Planes Information Display



This price list is based upon Haworth's February 2024 commercial pricing.

GENERAL SERVICES ADMINISTRATION FEDERAL SUPPLY SERVICE

Authorized Federal Supply Scheduled Price List (Catalog) Office Furniture, Wood Casegoods and Tables

(FSC Group 71, Part I, FSC Classes 7105, 7110, 7125 and 7195)

Contract No: GS-03F-057DA | Contract Period: February 8, 2016 – February 7, 2026 | Business: Large

Contractor: Haworth, Inc. | One Haworth Center | Holland, MI 49423-9576 | 1.616.393.3000



# Electronic Update Page – Screens and Space Division Price List

- The table below lists all of the updates and addendums added to this price list since the original version was created.
- All **Update** pages will replace the existing pages within the document.
- All **New** pages will be placed at the back of the document.

Link	Date	Pages	Description
<a href="#">Click Here</a>	May 2024	1A-2A	New – Price List Pages added for Belong and Belong Plus Center Screens for Upside Height Adjustable Benching.



**This Haworth North American price book contains US list prices.**  
Canadian customers can convert the US list price into their Canadian equivalent by going to [www.Haworth.com/Canada](http://www.Haworth.com/Canada) to find the current Canadian multipliers. These multiplier factors allow you to convert the US list price into a Canadian list price.

# **HAWORTH, INC.**

## **GENERAL SERVICES ADMINISTRATION**


### **FEDERAL ACQUISITION SERVICES**

#### **Authorized Federal Supply Schedule Furniture (FSC Group 71, FSC Classes 7105, 7110, 7125 and 7195)**

Contract Number:	GS-03F-057DA
Contract Start Date:	February 8, 2016
Contract End Date:	February 7, 2026
Contractor:	HAWORTH, INC. One Haworth Center Holland, MI 49423-9576 1-616-393-3000 <a href="http://www.haworth.com/government">http://www.haworth.com/government</a>
Business Size:	Large

#### **Information for Ordering Activities I-FSS-600**

Online access to Haworth's Authorized Federal Supply Schedule contract ordering information, terms and conditions, and up-to-date product and discount listing can be found at GSA Advantage, eLibrary link [here](#).



This page intentionally left blank.

# Screens and Space Division Price List

Includes pricing, catalog numbers, finish codes/availability, specification requirements, line art, dimensions, and specification tips for Screens and Space Division.

**Back Screens**

**Center Screens**

**Corner Screens**

**Full Wrap Screens**

**End Screens**

**Territory Screens**

**Inner Accessory Screens**

**Modesty Panels**

**Screen Rails**

**Screen Alignment Clips**

**Universal Mount**

**Structural Screen Tiles**

**Information Display**

# Table of Contents

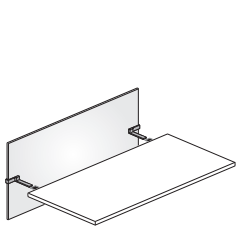
## Price List

<b>Statement of Line</b> .....	7	<b>Belong</b>	
<b>Belong</b>		Structural Screen Tile .....	71
Back Screen – Modesty — Adaptable Convergent and Intuity Return		<b>Screen Rails</b>	
Worksurfaces .....	13	Belong Screen Rail .....	72
Back Screen – Modesty — Height Adjustable Tables .....	17	Belong Plus Screen Rail .....	72
Back Screen – No Modesty — Height Adjustable Tables and		<b>Screen Alignment Clips</b>	
Benching .....	20	Belong Screen Alignment Clip .....	73
Center Screens — Rail Mount — Compose Work Rail Top Trim		Belong Plus Screen Alignment Clip .....	73
and Intuity Benching .....	23	<b>Attachment Brackets</b>	
Center Screen — Planes and Planes LT Benching .....	26	Gallery Panel Attachment Bracket .....	74
Territory Screen — Adaptable Worksurfaces .....	28	Gallery Panel Bracket .....	74
Territory Screen — End-of-Run for Adaptable Worksurfaces .....	29	Tie Plate .....	74
Territory Screen — Shared for Adaptable Worksurfaces .....	29	<b>Information Display</b>	
Territory Screen — L-Screen for Adaptable Worksurfaces .....	30	Planes Easels — Standard Easel .....	75
<b>Belong Plus</b>		Planes Easels — Large Easel .....	76
Back Screen – Modesty — Adaptable Convergent and Intuity Return		Planes Boards and Accessories — Information Boards .....	77
Worksurfaces, and Height Adjustable Tables .....	31	Planes Boards and Accessories — Horizontal Wall Rail for Information	
Back Screen – No Modesty — Height Adjustable Tables and		Boards .....	77
Benching .....	33	Planes Boards and Accessories — Wall Cleat for Information Boards ..	77
Center Screen — Rail Mount — Compose Work Rail Top Trim		Planes Boards and Accessories — Horizontal Wall Rail End Caps ....	78
Mount .....	34	Planes Boards and Accessories — Y-Leg Bumper .....	78
Center Screen — Rail Mount — Intuity Benching .....	35	<b>Fabrics and Finishes</b>	
Center Screen — Planes and Planes LT Benching .....	36	Finish/Color Legend .....	80
Center Screen — Half Convergent Adaptable Worksurfaces .....	37	<b>Index</b> .....	81
End Screen – Modesty — Adaptable Worksurfaces, Height Adjustable		<b>Lifetime Product Warranty</b> .....	Inside Back Cover
Benching and Height Adjustable Tables .....	38		
End Screen – Modesty — Intuity Benching .....	39		
End Screen – No Modesty — Height Adjustable Tables and Height			
Adjustable Benching .....	40		
Territory Screen — Height Adjustable Benching and Tables, Intuity			
Benching without Access Hatch, Adaptable WS .....	41		
Territory Screen — Intuity Benching with Access Hatch .....	43		
<b>Compose Echo</b>			
Back Screen – Modesty or No Modesty — Height Adjustable Tables			
or Adaptable Worksurfaces .....	44		
Corner Screen – Modesty or No Modesty — Rectangular Height			
Adjustable Tables or Adaptable Convergent Worksurfaces .....	46		
Corner Screen – Modesty or No Modesty — Rectangular Radius			
Corner Height Adjustable Tables .....	49		
Full Wrap Screen – Modesty or No Modesty — Rectangular Height			
Adjustable Tables .....	51		
Full Wrap Screen – Modesty or No Modesty — Rectangular Radius			
Corner Height Adjustable Table .....	54		
<b>Active Components</b>			
Center Screen .....	56		
Corner Screen – No Modesty — Corner Screen .....	57		
Territory Screen — Adaptable Worksurfaces and Intuity Desking ....	58		
Inner Accessory Screen — Adaptable Worksurfaces, Fixed Height			
Tables, Height Adjustable Tables, Height Adjustable Benching and			
Intuity Benching .....	59		
<b>Modesty Panel</b>			
Convergent Adaptable Worksurfaces, Fixed Height Tables and Intuity			
Returns .....	60		
<b>Belong Gallery End Panel</b>			
Intuity, Height Adjustable Benching, Adaptable Worksurfaces with			
Universal Mount — Universal Mount .....	62		
Intuity, Height Adjustable Benching, Adaptable Worksurfaces with			
1, 2 or 3 Piece Universal Mount — Universal Mount .....	65		
<b>Belong Gallery Screens</b>			
Gallery Screens — Gallery Back Screen — For use with Adaptable			
Convergent WS and Intuity Return .....	68		
Gallery Screens — Gallery Back Screen for Return — For use with			
Adaptable Convergent WS and Intuity Return .....	69		
Gallery Screens — Gallery Return Screen — For use with Adaptable			
Convergent WS and Intuity Return .....	70		

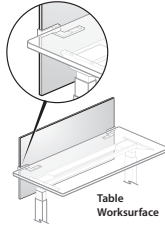
# Statement of Line

## Belong — Back Screen

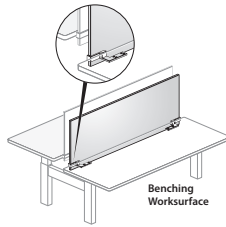
Pages 13-20



**Modesty — Adaptable Convergent and Intuity Return Worksurfaces**



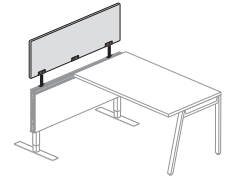
**Modesty — Height Adjustable Tables**



**No Modesty — Height Adjustable Tables and Benching**



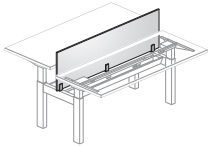
**Rail Mount — Compose Work Rail Top Trim and Intuity Benching**



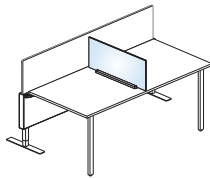
**Rail Mount — Compose Work Rail Top Trim and Intuity Benching**

## Belong — Center Screen

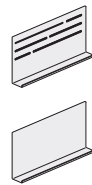
Page 26



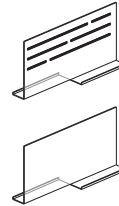
**Planes and Planes LT Benching**



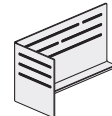
**Adaptable Worksurfaces**



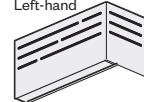
**End-of-Run for Adaptable Worksurfaces**



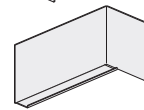
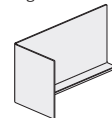
**Shared for Adaptable Worksurfaces**



**Left-hand**



**Right-hand**



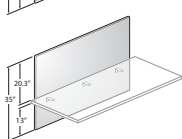
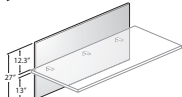
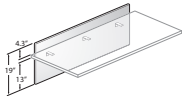
**L-Screen for Adaptable Worksurfaces**

## Belong — Territory Screen

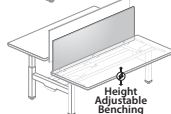
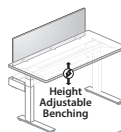
Pages 28-30

## Belong Plus — Back Screen

Pages 31-33



**Modesty — Adaptable Convergent and Intuity Return Worksurfaces, and Height Adjustable Tables**

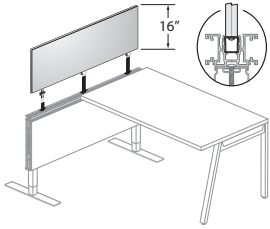


**No Modesty — Height Adjustable Tables and Benching**

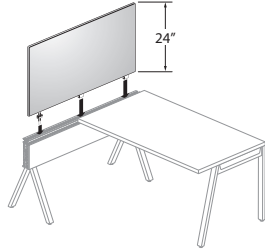
# Statement of Line

## Belong Plus — Center Screen

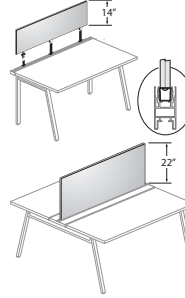
Pages 34-37



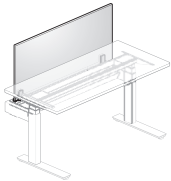
**Rail Mount — Compose Work Rail Top Trim Mount (Center Screen shown on Compose Connection)**



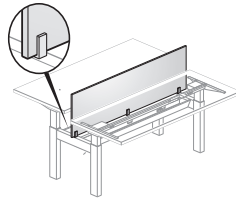
**Rail Mount — Compose Work Rail Top Trim Mount (Center Screen shown on Compose Beam)**



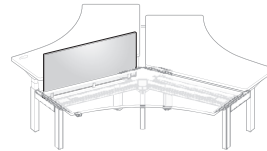
**Rail Mount — Intuity Benching**



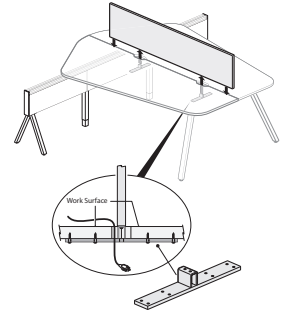
**Planes and Planes LT Benching (Center Screen shown on Planes Single Sided)**



**Planes and Planes LT Benching (Center Screen shown on Planes Double Sided)**



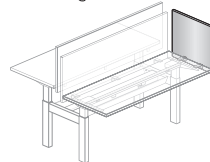
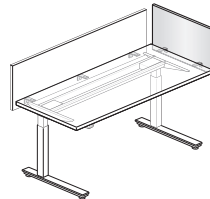
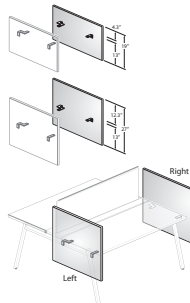
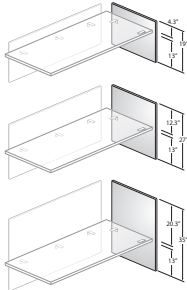
**Planes and Planes LT Benching (Center Screen shown on Planes 120°)**



**Half Convergent Adaptable Worksurfaces**

## Belong Plus — End Screen

Pages 38-40

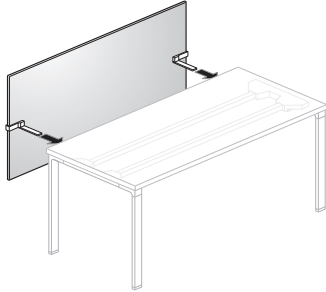




# Belong

## Back Screen – Modesty

### Adaptable Convergent and Intuity Return Worksurfaces



SUFB  
Class YA1 – Discount Group XIII

#### Features

- Includes fabric, high-pressure laminate (HPL), markerboard or glass screen and attachment hardware.
- Fabric screen is non-tackable.
- Laminate and markerboard screens have 1mm edgeband.
- Screen and brackets are field installed.

#### Specification Tips

##### • Attaches to back of most Adaptable Convergent Worksurfaces and Intuity returns.

- Screens are non-load bearing.
- Screens can be specified to match width of any size component.
- Not for use with Height Adjustable Tables/Benching or Intuity Starter or Add-on Benching.
- Screen mounting:
  - 19"(483mm)H: 4.25"(108mm) above worksurface; 13"(330mm) from bottom of worksurface to bottom of screen
  - 27"(686mm)H: 12.25"(311mm) above worksurface; 13"(330mm) from bottom of worksurface to bottom of screen
  - 35"(889mm)H: 20.25"(514mm) above worksurface; 13"(330mm) from bottom of worksurface to bottom of screen
- Screen Thickness:
  - Fabric and Laminate – 0.56"(14mm)
  - Markerboard – 0.6"(15mm)
  - Glass – 0.24"(6mm)
- Fabric application guidelines:
  - 54"(1372mm)W rolls require railroad on screens >52"(1321mm)
  - 60"(1524mm) and 66"(1676mm)W rolls require railroad on screens >60"(1524mm)
- Laminate wood grain direction is vertical for widths 60"(1524mm) and less. Grain direction is horizontal for widths greater than 60"(1524mm).
- Gap between screen and worksurface allows installation of back edge mounted accessories.
- The following products are recommended to maintain the markerboard appearance:
  - Dry erase marker kit (includes holder, six markers and eraser), order part# 7062-8001
  - Markerboard cleaner and conditioner, order part# 7031-7001
  - Markerboard spray cleaner, order part# 7031-7002
- Refer to Specification Guide for screen and bracket dimensions.
- Refer to product specific Specification Guide for fit, stability and load guidelines.

#### To Order, Specify:

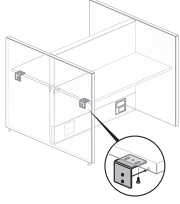
- 1) Product number.
- 2) Surface Color Options:
  - Fabric:
    - Fabric Color
  - Laminate:
    - Laminate Surface Color
    - Edgeband Trim Color
  - Markerboard:
    - No specification
  - Glass:
    - Glass Finish
      - 9T-1C Clear (Grade A)
      - 9T-E21 Satin Etched (Grade C)
- 3) Trim color for bracket.

**Note: \$3.40** upcharge list for Grade B trim colors.

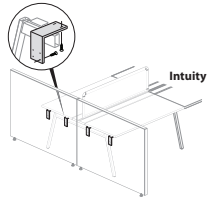
# Statement of Line

## Attachment Brackets

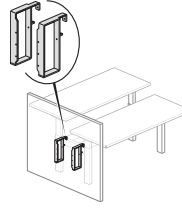
Page 74



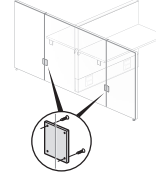
Gallery Panel Attachment Bracket



Gallery Panel Attachment Bracket



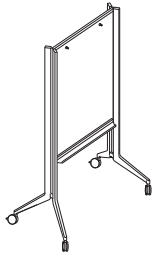
Gallery Panel Bracket



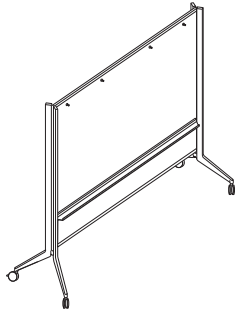
Tie Plate

## Information Display — Planes Easels

Pages 75-76



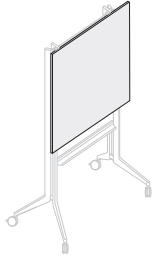
Standard Easel



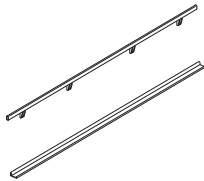
Large Easel

## Information Display — Planes Boards and Accessories

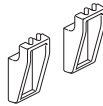
Pages 77-78



Information Boards



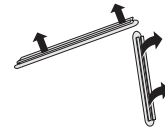
Horizontal Wall Rail for Information Boards



Wall Cleat for Information Boards



Horizontal Wall Rail End Caps

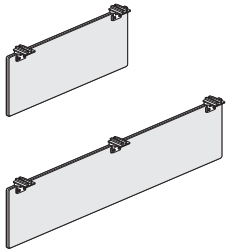


Y-Leg Bumper

# Statement of Line

## Modesty Panel

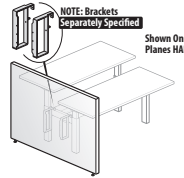
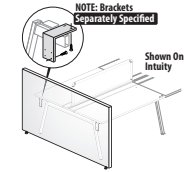
Page 60



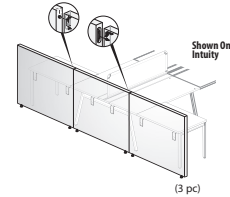
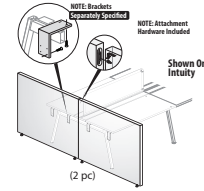
Convergent Adaptable Worksurfaces, Fixed Height Tables and Intuity Returns

## Belong Gallery End Panel

Pages 62-65



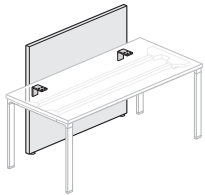
Intuity, Height Adjustable Benching, Adaptable Worksurfaces with Universal Mount — Universal Mount



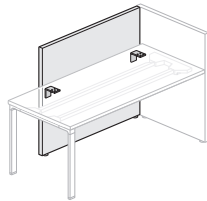
Intuity, Height Adjustable Benching, Adaptable Worksurfaces with 1, 2 or 3 Piece Universal Mount — Universal Mount

## Belong — Gallery Screens

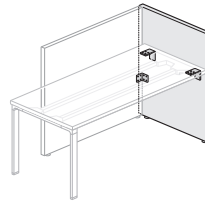
Pages 68-70



Gallery Back Screen — For use with Adaptable Convergent WS and Intuity Return



Gallery Back Screen for Return — For use with Adaptable Convergent WS and Intuity Return



Gallery Return Screen — For use with Adaptable Convergent WS and Intuity Return



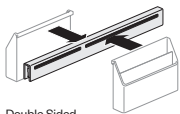
Structural Screen Tile

## Belong

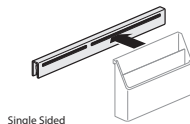
Page 71

## Screen Rails

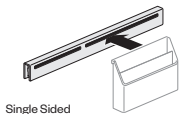
Page 72



Double Sided

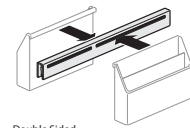


Single Sided



Single Sided

Belong Screen Rail

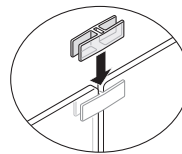


Double Sided

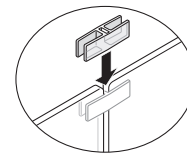
Belong Plus Screen Rail

## Screen Alignment Clips

Page 73



Belong Screen Alignment Clip

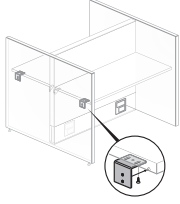


Belong Plus Screen Alignment Clip

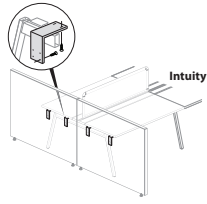
# Statement of Line

## Attachment Brackets

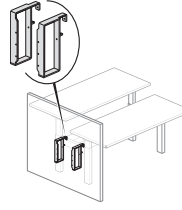
Page 74



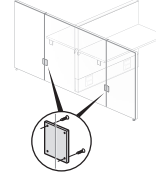
Gallery Panel Attachment Bracket



Gallery Panel Attachment Bracket



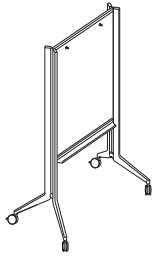
Gallery Panel Bracket



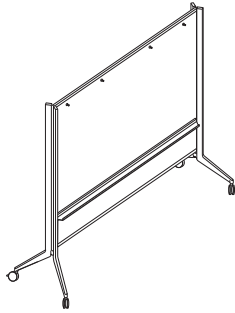
Tie Plate

## Information Display — Planes Easels

Pages 75-76



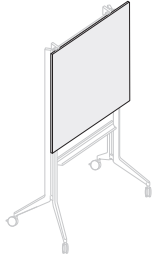
Standard Easel



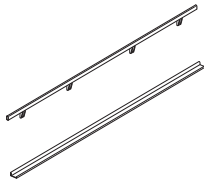
Large Easel

## Information Display — Planes Boards and Accessories

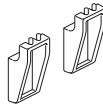
Pages 77-78



Information Boards



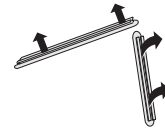
Horizontal Wall Rail for Information Boards



Wall Cleat for Information Boards



Horizontal Wall Rail End Caps

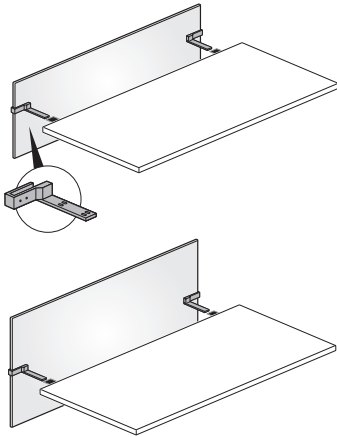


Y-Leg Bumper

# Belong

## Back Screen – Modesty

### Adaptable Convergent and Intuity Return Worksurfaces



SUFB  
Class YA1 – Discount Group XIII

#### Features

- Includes fabric, high-pressure laminate (HPL), markerboard or glass screen and attachment hardware.
- Fabric screen is non-tackable.
- Laminate and markerboard screens have 1mm edgeband.
- Screen and brackets are field installed.

#### Specification Tips

##### • Attaches to back of most Adaptable Convergent Worksurfaces and Intuity returns.

- Screens are non-load bearing.
- Screens can be specified to match width of any size component.
- Not for use with Height Adjustable Tables/Benching or Intuity Starter or Add-on Benching.
- Screen mounting:
  - 19"(483mm)H: 4.25"(108mm) above worksurface; 13"(330mm) from bottom of worksurface to bottom of screen
  - 27"(686mm)H: 12.25"(311mm) above worksurface; 13"(330mm) from bottom of worksurface to bottom of screen
  - 35"(889mm)H: 20.25"(514mm) above worksurface; 13"(330mm) from bottom of worksurface to bottom of screen
- Screen Thickness:
  - Fabric and Laminate – 0.56"(14mm)
  - Markerboard – 0.6"(15mm)
  - Glass – 0.24"(6mm)
- Fabric application guidelines:
  - 54"(1372mm)W rolls require railroad on screens >52"(1321mm)
  - 60"(1524mm) and 66"(1676mm)W rolls require railroad on screens >60"(1524mm)
- Laminate wood grain direction is vertical for widths 60"(1524mm) and less. Grain direction is horizontal for widths greater than 60"(1524mm).
- Gap between screen and worksurface allows installation of back edge mounted accessories.
- The following products are recommended to maintain the markerboard appearance:
  - Dry erase marker kit (includes holder, six markers and eraser), order part# 7062-8001
  - Markerboard cleaner and conditioner, order part# 7031-7001
  - Markerboard spray cleaner, order part# 7031-7002
- Refer to Specification Guide for screen and bracket dimensions.
- Refer to product specific Specification Guide for fit, stability and load guidelines.

#### To Order, Specify:

- 1) Product number.
- 2) Surface Color Options:
  - Fabric:
    - Fabric Color
  - Laminate:
    - Laminate Surface Color
    - Edgeband Trim Color
  - Markerboard:
    - No specification
  - Glass:
    - Glass Finish
      - 9T-1C Clear (Grade A)
      - 9T-E21 Satin Etched (Grade C)
- 3) Trim color for bracket.

**Note: \$3.40** upcharge list for Grade B trim colors.

# Belong

## Back Screen – Modesty

Height	Width	Number	Fabric						
			A	B	C	D	E	F	G
<b>Fabric</b>									
19"(483mm)	24"(610mm)	SUFB-1924-FU	\$ 322.21	\$328.30	\$334.04	\$ 339.92	\$ 346.01	\$ 355.53	\$ 360.99
	30"(762mm)	SUFB-1930-FU	352.81	361.43	370.08	379.01	388.16	401.92	409.94
	36"(914mm)	SUFB-1936-FU	383.41	394.56	406.12	418.10	430.31	448.31	458.89
	42"(1067mm)	SUFB-1942-FU	414.01	427.69	442.16	457.19	472.46	494.70	507.84
	48"(1219mm)	SUFB-1948-FU	444.61	460.82	478.20	496.28	514.61	541.09	556.79
	54"(1372mm)	SUFB-1954-FU	475.21	493.95	514.24	535.37	556.76	587.48	605.74
	60"(1524mm)	SUFB-1960-FU	505.81	527.08	550.28	574.46	598.91	633.87	654.69
	66"(1676mm)	SUFB-1966-FU	536.41	560.21	586.32	613.55	641.06	680.26	703.64
	70"(1778mm)	SUFB-1970-FU	567.01	593.34	622.36	652.64	683.21	726.65	752.59
	72"(1829mm)	SUFB-1972-FU	582.01	608.34	637.36	667.64	698.21	741.65	767.59
27"(686mm)	24"(610mm)	SUFB-2724-FU	\$362.93	\$ 375.98	\$388.28	\$400.88	\$ 413.93	\$ 434.33	\$ 446.03
	30"(762mm)	SUFB-2730-FU	393.53	409.11	424.32	439.97	456.08	480.72	494.98
	36"(914mm)	SUFB-2736-FU	424.13	442.24	460.36	479.06	498.23	527.11	543.93
	42"(1067mm)	SUFB-2742-FU	454.73	475.37	496.40	518.15	540.38	573.50	592.88
	48"(1219mm)	SUFB-2748-FU	485.33	508.50	532.44	557.24	582.53	619.89	641.83
	54"(1372mm)	SUFB-2754-FU	515.93	541.63	568.48	596.33	624.68	666.28	690.78
	60"(1524mm)	SUFB-2760-FU	546.53	574.76	604.52	635.42	666.83	712.67	739.73
	66"(1676mm)	SUFB-2766-FU	577.13	607.89	640.56	674.51	708.98	759.06	788.68
	70"(1778mm)	SUFB-2770-FU	607.73	641.02	676.60	713.60	751.13	805.45	837.63
	72"(1829mm)	SUFB-2772-FU	622.73	656.02	691.60	728.60	766.13	820.45	852.63
35"(889mm)	24"(610mm)	SUFB-3524-FU	\$ 529.37	\$ 549.38	\$ 568.24	\$ 587.56	\$ 607.57	\$ 638.85	\$ 656.79
	30"(762mm)	SUFB-3530-FU	559.97	582.51	604.28	626.65	649.72	685.24	705.74
	36"(914mm)	SUFB-3536-FU	590.57	615.64	640.32	665.74	691.87	731.63	754.69
	42"(1067mm)	SUFB-3542-FU	621.17	648.77	676.36	704.83	734.02	778.02	803.64
	48"(1219mm)	SUFB-3548-FU	651.77	681.90	712.40	743.92	776.17	824.41	852.59
	54"(1372mm)	SUFB-3554-FU	682.37	715.03	748.44	783.01	818.32	870.80	901.54
	60"(1524mm)	SUFB-3560-FU	712.97	748.16	784.48	822.10	860.47	917.19	950.49
	66"(1676mm)	SUFB-3566-FU	743.57	781.29	820.52	861.19	902.62	963.58	999.44
	70"(1778mm)	SUFB-3570-FU	774.17	814.42	856.56	900.28	944.77	1009.97	1048.39
	72"(1829mm)	SUFB-3572-FU	789.17	829.42	871.56	915.28	959.77	1024.97	1063.39

# Belong

## Back Screen – Modesty

Height	Width	Number	HPL	
			A	B
<b>Laminate</b>				
19"(483mm)	24"(610mm)	SUFB-1924-DU	\$ 212.35	\$ 225.43
	30"(762mm)	SUFB-1930-DU	225.95	240.14
	36"(914mm)	SUFB-1936-DU	239.55	254.85
	42"(1067mm)	SUFB-1942-DU	253.15	269.56
	48"(1219mm)	SUFB-1948-DU	266.75	284.27
	54"(1372mm)	SUFB-1954-DU	280.35	298.98
	60"(1524mm)	SUFB-1960-DU	293.95	313.69
	66"(1676mm)	SUFB-1966-DU	307.55	328.40
	70"(1778mm)	SUFB-1970-DU	321.15	343.11
27"(686mm)	24"(610mm)	SUFB-2724-DU	\$253.07	\$269.43
	30"(762mm)	SUFB-2730-DU	266.67	284.14
	36"(914mm)	SUFB-2736-DU	280.27	298.85
	42"(1067mm)	SUFB-2742-DU	293.87	313.56
	48"(1219mm)	SUFB-2748-DU	307.47	328.27
	54"(1372mm)	SUFB-2754-DU	321.07	342.98
	60"(1524mm)	SUFB-2760-DU	334.67	357.69
	66"(1676mm)	SUFB-2766-DU	348.27	372.40
	70"(1778mm)	SUFB-2770-DU	361.87	387.11
35"(889mm)	24"(610mm)	SUFB-3524-DU	\$ 419.51	\$ 439.15
	30"(762mm)	SUFB-3530-DU	433.11	453.86
	36"(914mm)	SUFB-3536-DU	446.71	468.57
	42"(1067mm)	SUFB-3542-DU	460.31	483.28
	48"(1219mm)	SUFB-3548-DU	473.91	497.99
	54"(1372mm)	SUFB-3554-DU	487.51	512.70
	60"(1524mm)	SUFB-3560-DU	501.11	527.41
	66"(1676mm)	SUFB-3566-DU	514.71	542.12
	70"(1778mm)	SUFB-3570-DU	528.31	556.83
72"(1829mm)	SUFB-3572-DU	543.31	571.83	

Height	Width	Number	Price
<b>Markerboard</b>			
27"(686mm)	24"(610mm)	SUFB-2724-MU	\$ 378.78
	30"(762mm)	SUFB-2730-MU	405.98
	36"(914mm)	SUFB-2736-MU	433.18
	42"(1067mm)	SUFB-2742-MU	460.38
	48"(1219mm)	SUFB-2748-MU	487.58
	54"(1372mm)	SUFB-2754-MU	514.78
	60"(1524mm)	SUFB-2760-MU	541.98
	66"(1676mm)	SUFB-2766-MU	569.18
	70"(1778mm)	SUFB-2770-MU	596.38
35"(889mm)	24"(610mm)	SUFB-3524-MU	\$ 545.22
	30"(762mm)	SUFB-3530-MU	572.42
	36"(914mm)	SUFB-3536-MU	599.62
	42"(1067mm)	SUFB-3542-MU	626.82
	48"(1219mm)	SUFB-3548-MU	654.02
	54"(1372mm)	SUFB-3554-MU	681.22
	60"(1524mm)	SUFB-3560-MU	708.42
	66"(1676mm)	SUFB-3566-MU	735.62
	70"(1778mm)	SUFB-3570-MU	762.82
72"(1829mm)	SUFB-3572-MU	777.82	

# Belong

## Back Screen – Modesty

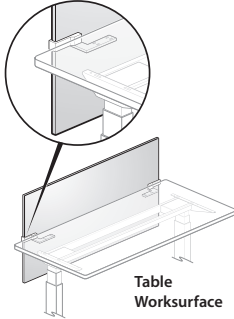
Height	Width	Number	Glass	
			A	C
<b>Glass</b>				
19"(483mm)	24"(610mm)	SUFB-1924-GU	\$ 533.89	\$ 594.57
	30"(762mm)	SUFB-1930-GU	582.08	645.06
	36"(914mm)	SUFB-1936-GU	630.27	695.55
	42"(1067mm)	SUFB-1942-GU	678.46	746.04
	48"(1219mm)	SUFB-1948-GU	740.87	810.75
	54"(1372mm)	SUFB-1954-GU	803.28	875.46
	60"(1524mm)	SUFB-1960-GU	865.69	940.17
27"(686mm)	24"(610mm)	SUFB-2724-GU	\$ 656.77	\$ 731.37
	30"(762mm)	SUFB-2730-GU	704.96	781.86
	36"(914mm)	SUFB-2736-GU	753.15	832.35
	42"(1067mm)	SUFB-2742-GU	801.34	882.84
	48"(1219mm)	SUFB-2748-GU	863.75	947.55
	54"(1372mm)	SUFB-2754-GU	926.16	1012.26
	60"(1524mm)	SUFB-2760-GU	988.57	1076.97
35"(889mm)	24"(610mm)	SUFB-3524-GU	\$ 905.37	\$ 993.89
	30"(762mm)	SUFB-3530-GU	953.56	1044.38
	36"(914mm)	SUFB-3536-GU	1001.75	1094.87
	42"(1067mm)	SUFB-3542-GU	1049.94	1145.36
	48"(1219mm)	SUFB-3548-GU	1112.35	1210.07
	54"(1372mm)	SUFB-3554-GU	1174.76	1274.78
	60"(1524mm)	SUFB-3560-GU	1237.17	1339.49



# Belong

## Back Screen – Modesty

### Height Adjustable Tables



SUFB  
Class YA1 – Discount Group XIII

#### Features

- Includes fabric, high-pressure laminate (HPL), markerboard or glass screen and attachment hardware.
- Fabric screen is non-tackable.
- Laminate and markerboard screens have 1mm edgeband.
- Screen and brackets are field installed.

#### Specification Tips

- **Not for use on Height Adjustable Benching.**
- Cannot mount to knife edge.
- Screen and the table width cannot match. The screen width must be smaller than the table width.
- Screens are non-load bearing.
- Screens with clear glass specified are clear above and below the worksurface.
- Screen mounting:
  - 19"(483mm)H: 4.25"(108mm) above worksurface; 13"(330mm) from bottom of worksurface to bottom of screen
  - 27"(686mm)H: 12.25"(311mm) above worksurface; 13"(330mm) from bottom of worksurface to bottom of screen
- Screen Thickness:
  - Fabric and Laminate – 0.56"(14mm)
  - Markerboard – 0.6"(15mm)
  - Glass – 0.24"(6mm)
- Gap between screen and worksurface allows for back edge mounted accessories.
- Fabric application guidelines:
  - 54"(1372mm)W rolls require railroad on screens >52"(1321mm)
  - 60"(1524mm) and 66"(1676mm)W rolls require railroad on screens >60"(1524mm)
- Laminate wood grain direction is vertical for widths 60"(1524mm) and less. Grain direction is horizontal for widths greater than 60"(1524mm).
- The following products are recommended to maintain the markerboard appearance:
  - Dry erase marker kit (includes holder, six markers and eraser), order part# 7062-8001
  - Markerboard cleaner and conditioner, order part# 7031-7001
  - Markerboard spray cleaner, order part# 7031-7002
- Refer to Specification Guide for screen and bracket dimensions.
- Refer to product specific Specification Guide for fit, stability and load guidelines.

#### To Order, Specify:

- 1) Product number.
- 2) Surface Color Options:
  - Fabric:
    - Fabric Color
  - Laminate:
    - Laminate Surface Color
    - Edgeband Trim Color
  - Markerboard:
    - No specification
  - Glass:
    - Glass Finish
      - 9T-1C Clear (Grade A)
      - 9T-E21 Satin Etched (Grade C)
- 3) Trim color for bracket.

**Note: \$3.40** upcharge list for Grade B trim colors.

# Belong

## Back Screen – Modesty

Height	Width	Number	Fabric						
			A	B	C	D	E	F	G
<b>Fabric</b>									
19"(483mm)	24"(610mm)	SUFB-1924-FA	\$ 322.21	\$328.30	\$334.04	\$ 339.92	\$ 346.01	\$355.53	\$360.99
	30"(762mm)	SUFB-1930-FA	352.81	361.43	370.08	379.01	388.16	401.92	409.94
	36"(914mm)	SUFB-1936-FA	383.41	394.56	406.12	418.10	430.31	448.31	458.89
	42"(1067mm)	SUFB-1942-FA	414.01	427.69	442.16	457.19	472.46	494.70	507.84
	48"(1219mm)	SUFB-1948-FA	444.61	460.82	478.20	496.28	514.61	541.09	556.79
	54"(1372mm)	SUFB-1954-FA	475.21	493.95	514.24	535.37	556.76	587.48	605.74
	60"(1524mm)	SUFB-1960-FA	505.81	527.08	550.28	574.46	598.91	633.87	654.69
27"(686mm)	24"(610mm)	SUFB-2724-FA	\$362.93	\$ 375.98	\$388.28	\$400.88	\$ 413.93	\$434.33	\$446.03
	30"(762mm)	SUFB-2730-FA	393.53	409.11	424.32	439.97	456.08	480.72	494.98
	36"(914mm)	SUFB-2736-FA	424.13	442.24	460.36	479.06	498.23	527.11	543.93
	42"(1067mm)	SUFB-2742-FA	454.73	475.37	496.40	518.15	540.38	573.50	592.88
	48"(1219mm)	SUFB-2748-FA	485.33	508.50	532.44	557.24	582.53	619.89	641.83
	54"(1372mm)	SUFB-2754-FA	515.93	541.63	568.48	596.33	624.68	666.28	690.78
	60"(1524mm)	SUFB-2760-FA	546.53	574.76	604.52	635.42	666.83	712.67	739.73

Height	Width	Number	HPL	
			A	B
<b>Laminate</b>				
19"(483mm)	24"(610mm)	SUFB-1924-DA	\$ 212.35	\$225.43
	30"(762mm)	SUFB-1930-DA	225.95	240.14
	36"(914mm)	SUFB-1936-DA	239.55	254.85
	42"(1067mm)	SUFB-1942-DA	253.15	269.56
	48"(1219mm)	SUFB-1948-DA	266.75	284.27
	54"(1372mm)	SUFB-1954-DA	280.35	298.98
	60"(1524mm)	SUFB-1960-DA	293.95	313.69
27"(686mm)	24"(610mm)	SUFB-2724-DA	\$253.07	\$269.43
	30"(762mm)	SUFB-2730-DA	266.67	284.14
	36"(914mm)	SUFB-2736-DA	280.27	298.85
	42"(1067mm)	SUFB-2742-DA	293.87	313.56
	48"(1219mm)	SUFB-2748-DA	307.47	328.27
	54"(1372mm)	SUFB-2754-DA	321.07	342.98
	60"(1524mm)	SUFB-2760-DA	334.67	357.69

# Belong

## Back Screen – Modesty

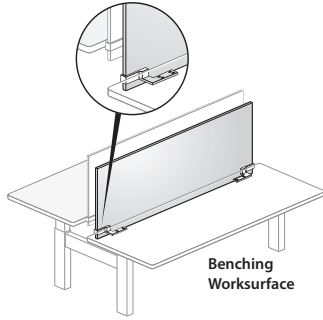
Height	Width	Number	Price
<b>Markerboard</b>			
19"(483mm)	24"(610mm)	SUFB-1924-MA	\$338.06
	30"(762mm)	SUFB-1930-MA	365.26
	36"(914mm)	SUFB-1936-MA	392.46
	42"(1067mm)	SUFB-1942-MA	419.66
	48"(1219mm)	SUFB-1948-MA	446.86
	54"(1372mm)	SUFB-1954-MA	474.06
	60"(1524mm)	SUFB-1960-MA	501.26
27"(686mm)	24"(610mm)	SUFB-2724-MA	\$ 378.78
	30"(762mm)	SUFB-2730-MA	405.98
	36"(914mm)	SUFB-2736-MA	433.18
	42"(1067mm)	SUFB-2742-MA	460.38
	48"(1219mm)	SUFB-2748-MA	487.58
	54"(1372mm)	SUFB-2754-MA	514.78
	60"(1524mm)	SUFB-2760-MA	541.98

Height	Width	Number	Glass	
			A	C
<b>Glass</b>				
19"(483mm)	24"(610mm)	SUFB-1924-GA	\$533.89	\$ 594.57
	30"(762mm)	SUFB-1930-GA	582.08	645.06
	36"(914mm)	SUFB-1936-GA	630.27	695.55
	42"(1067mm)	SUFB-1942-GA	678.46	746.04
	48"(1219mm)	SUFB-1948-GA	740.87	810.75
	54"(1372mm)	SUFB-1954-GA	803.28	875.46
	60"(1524mm)	SUFB-1960-GA	865.69	940.17
27"(686mm)	24"(610mm)	SUFB-2724-GA	\$ 656.77	\$ 731.37
	30"(762mm)	SUFB-2730-GA	704.96	781.86
	36"(914mm)	SUFB-2736-GA	753.15	832.35
	42"(1067mm)	SUFB-2742-GA	801.34	882.84
	48"(1219mm)	SUFB-2748-GA	863.75	947.55
	54"(1372mm)	SUFB-2754-GA	926.16	1012.26
	60"(1524mm)	SUFB-2760-GA	988.57	1076.97

# Belong

## Back Screen – No Modesty

### Height Adjustable Tables and Benching



SUFB  
Class YA1 – Discount Group XIII

#### Features

- Includes fabric, high-pressure laminate (HPL), markerboard or glass screen and attachment hardware.
- Fabric screen is non-tackable.
- Laminate and markerboard screens have 1mm edgeband.
- Screen and brackets are field installed.

#### Specification Tips

- Can be used with Freestanding Height Adjustable Tables.
- Not for use with 24"(610mm), 30"(762mm) and 36"(914mm)D Height Adjustable Benching due to pinch points. Use Belong Screens for Height Adjustable Benching Center Mount.
- Screen Thickness:
  - Fabric and Laminate – 0.56"(14mm)
  - Markerboard – 0.6"(15mm)
  - Glass – 0.24"(6mm)
- Fabric application guidelines:
  - 54"(1372mm)W rolls require railroad on screens >52"(1321mm)
  - 60"(1524mm) and 66"(1676mm)W rolls require railroad on screens >60"(1524mm)
- Laminate wood grain direction is vertical for widths 60"(1524mm) and less. Grain direction is horizontal for widths greater than 60"(1524mm).
- The following products are recommended to maintain the markerboard appearance:
  - Dry erase marker kit (includes holder, six markers and eraser), order part# 7062-8001
  - Markerboard cleaner and conditioner, order part# 7031-7001
  - Markerboard spray cleaner, order part# 7031-7002
- Refer to Specification Guide for screen and bracket dimensions.
- Refer to produce specific Specification Guide for fit, stability and load guidelines.

#### To Order, Specify:

- 1) Product number.
- 2) Surface Color Options:
  - Fabric:
    - Fabric Color
  - Laminate:
    - Laminate Surface Color
    - Edgeband Trim Color
  - Markerboard:
    - No specification
  - Glass:
    - Glass Finish
      - 9T-1C Clear (Grade A)
      - 9T-E21 Satin Etched (Grade C)
- 3) Trim color for bracket.

**Note: \$3.40** upcharge list for Grade B trim colors.

# Belong

## Back Screen – No Modesty

Height	Width	Number	Fabric						
			A	B	C	D	E	F	G
<b>Fabric</b>									
15"(381mm)	24"(610mm)	SUFB-1524-FB	\$ 301.85	\$304.46	\$306.92	\$309.44	\$ 312.05	\$ 316.13	\$ 318.47
	30"(762mm)	SUFB-1530-FB	332.45	337.59	342.96	348.53	354.20	362.52	367.42
	36"(914mm)	SUFB-1536-FB	363.05	370.72	379.00	387.62	396.35	408.91	416.37
	42"(1067mm)	SUFB-1542-FB	393.65	403.85	415.04	426.71	438.50	455.30	465.32
	48"(1219mm)	SUFB-1548-FB	424.25	436.98	451.08	465.80	480.65	501.69	514.27
	54"(1372mm)	SUFB-1554-FB	454.85	470.11	487.12	504.89	522.80	548.08	563.22
	60"(1524mm)	SUFB-1560-FB	485.45	503.24	523.16	543.98	564.95	594.47	612.17
23"(584mm)	24"(610mm)	SUFB-2324-FB	\$342.57	\$ 352.14	\$ 361.16	\$370.40	\$ 379.97	\$394.93	\$ 403.51
	30"(762mm)	SUFB-2330-FB	373.17	385.27	397.20	409.49	422.12	441.32	452.46
	36"(914mm)	SUFB-2336-FB	403.77	418.40	433.24	448.58	464.27	487.71	501.41
	42"(1067mm)	SUFB-2342-FB	434.37	451.53	469.28	487.67	506.42	534.10	550.36
	48"(1219mm)	SUFB-2348-FB	464.97	484.66	505.32	526.76	548.57	580.49	599.31
	54"(1372mm)	SUFB-2354-FB	495.57	517.79	541.36	565.85	590.72	626.88	648.26
	60"(1524mm)	SUFB-2360-FB	526.17	550.92	577.40	604.94	632.87	673.27	697.21

Height	Width	Number	HPL	
			A	B
<b>Laminate</b>				
15"(381mm)	24"(610mm)	SUFB-1524-DB	\$ 191.99	\$203.43
	30"(762mm)	SUFB-1530-DB	205.59	218.14
	36"(914mm)	SUFB-1536-DB	219.19	232.85
	42"(1067mm)	SUFB-1542-DB	232.79	247.56
	48"(1219mm)	SUFB-1548-DB	246.39	262.27
	54"(1372mm)	SUFB-1554-DB	259.99	276.98
	60"(1524mm)	SUFB-1560-DB	273.59	291.69
23"(584mm)	24"(610mm)	SUFB-2324-DB	\$ 232.71	\$ 247.43
	30"(762mm)	SUFB-2330-DB	246.31	262.14
	36"(914mm)	SUFB-2336-DB	259.91	276.85
	42"(1067mm)	SUFB-2342-DB	273.51	291.56
	48"(1219mm)	SUFB-2348-DB	287.11	306.27
	54"(1372mm)	SUFB-2354-DB	300.71	320.98
	60"(1524mm)	SUFB-2360-DB	314.31	335.69

# Belong

## Back Screen – No Modesty

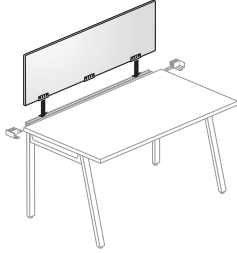
Height	Width	Number	Price
<b>Markerboard</b>			
15"(381mm)	24"(610mm)	SUFB-1524-MB	\$ 317.70
	30"(762mm)	SUFB-1530-MB	344.90
	36"(914mm)	SUFB-1536-MB	372.10
	42"(1067mm)	SUFB-1542-MB	399.30
	48"(1219mm)	SUFB-1548-MB	426.50
	54"(1372mm)	SUFB-1554-MB	453.70
	60"(1524mm)	SUFB-1560-MB	480.90
23"(584mm)	24"(610mm)	SUFB-2324-MB	\$ 358.42
	30"(762mm)	SUFB-2330-MB	385.62
	36"(914mm)	SUFB-2336-MB	412.82
	42"(1067mm)	SUFB-2342-MB	440.02
	48"(1219mm)	SUFB-2348-MB	467.22
	54"(1372mm)	SUFB-2354-MB	494.42
	60"(1524mm)	SUFB-2360-MB	521.62

Height	Width	Number	Glass	
			A	C
<b>Glass</b>				
15"(381mm)	24"(610mm)	SUFB-1524-GB	\$ 472.45	\$ 526.17
	30"(762mm)	SUFB-1530-GB	520.64	576.66
	36"(914mm)	SUFB-1536-GB	568.83	627.15
	42"(1067mm)	SUFB-1542-GB	617.02	677.64
	48"(1219mm)	SUFB-1548-GB	679.43	742.35
	54"(1372mm)	SUFB-1554-GB	741.84	807.06
	60"(1524mm)	SUFB-1560-GB	804.25	871.77
23"(584mm)	24"(610mm)	SUFB-2324-GB	\$ 595.33	\$ 662.97
	30"(762mm)	SUFB-2330-GB	643.52	713.46
	36"(914mm)	SUFB-2336-GB	691.71	763.95
	42"(1067mm)	SUFB-2342-GB	739.90	814.44
	48"(1219mm)	SUFB-2348-GB	802.31	879.15
	54"(1372mm)	SUFB-2354-GB	864.72	943.86
	60"(1524mm)	SUFB-2360-GB	927.13	1008.57

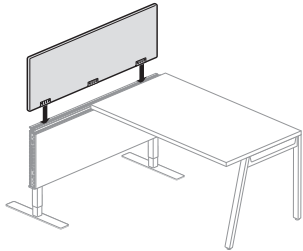
# Belong

## Center Screens

### Rail Mount — Compose Work Rail Top Trim and Intuity Benching



SUPC



SUPC-FB  
SUPC-MB

Class YA1 – Discount Group XXIII

#### Features

- Includes fabric, high-pressure laminate (HPL), markerboard or glass screen and attachment hardware.
- Fabric screen is non-tackable.
- Laminate and markerboard screens have 1mm edgeband.
- Screen and brackets are field installed.

#### Specification Tips

- For use with Compose full panel, Connections or Beam with Work Rail Top Trim or Intuity Benching starter and add-on kit rails.
- When used with Work Rail Top Trim on Compose, Connections, and Beam:
  - Screen width can be equal to or less than width of Work Rail.
  - Screen pressure-fits into rail inset channel.
  - Work Rail Top Trim cover can be used to fill open channel between screens.
- When used with Intuity Benching rail:
  - Not for use on end of worksurface or between in-line worksurfaces.
  - Not for use with benching end worksurface or return worksurface.
  - Screen width can be equal to or less than width of starter kit, add-on kit, or worksurface.
  - Screen pressure-fits into rail inset channel; the 1.5”(38mm) open channel will be visible if screens are not specified.
- Installed screen is 12.36”(314mm) or 20.36”(517mm) above the worksurface or work rail.
- Screen is non-load bearing.
- Fabric application guidelines:
  - 54”(1372mm)W rolls require railroad on screens >52”(1321mm)
  - 60”(1524mm) and 66”(1676mm)W rolls require railroad on screens >60”(1524mm)
- Laminate wood grain direction is vertical for widths 60”(1524mm) and less. Grain direction is horizontal for widths greater than 60”(1524mm).
- The following products are recommended to maintain the markerboard appearance:
  - Dry erase marker kit (includes holder, six markers and eraser), order part# 7062-8001
  - Markerboard cleaner and conditioner, order part# 7031-7001
  - Markerboard spray cleaner, order part# 7031-7002

#### To Order, Specify:

- 1) Product number.
- 2) Surface Color Options:
  - Fabric:
    - Fabric Color
  - Laminate:
    - Laminate Surface Color
    - Edgeband Trim Color
  - Markerboard:
    - No specification
  - Glass:
    - Glass Finish
      - 9T-1C Clear (Grade A)
      - 9T-E21 Satin Etched (Grade C)

Height	Width	Number	Fabric						
			A	B	C	D	E	F	G
<b>Fabric</b>									
12”(305mm)	24”(610mm)	SUPC-1324-FB	\$250.02	\$257.26	\$265.47	\$274.15	\$282.88	\$294.95	\$302.23
	30”(762mm)	SUPC-1330-FB	267.99	277.99	288.96	301.76	313.28	329.47	339.55
	36”(914mm)	SUPC-1336-FB	285.96	298.72	312.45	329.37	343.68	363.99	376.87
	42”(1067mm)	SUPC-1342-FB	303.93	319.45	335.94	356.98	374.08	398.51	414.19
	48”(1219mm)	SUPC-1348-FB	321.90	340.18	359.43	384.59	404.48	433.03	451.51
	54”(1372mm)	SUPC-1354-FB	339.87	360.91	382.92	412.20	434.88	467.55	488.83
	60”(1524mm)	SUPC-1360-FB	357.84	381.64	406.41	439.81	465.28	502.07	526.15
	66”(1676mm)	SUPC-1366-FB	375.81	402.37	429.90	467.42	495.68	536.59	563.47
	72”(1829mm)	SUPC-1372-FB	393.78	423.10	453.39	495.03	526.08	571.11	600.79
	78”(1981mm)	SUPC-1378-FB	411.75	443.83	476.88	522.64	556.48	605.63	638.11
84”(2134mm)	SUPC-1384-FB	429.72	464.56	500.37	550.25	586.88	640.15	675.43	
21”(533mm)	24”(610mm)	SUPC-2124-FB	\$405.30	\$435.90	\$470.51	\$507.27	\$543.84	\$594.55	\$625.43
	30”(762mm)	SUPC-2130-FB	423.27	456.63	494.00	534.88	574.24	629.07	662.75
	36”(914mm)	SUPC-2136-FB	441.24	477.36	517.49	562.49	604.64	663.59	700.07
	42”(1067mm)	SUPC-2142-FB	459.21	498.09	540.98	590.10	635.04	698.11	737.39
	48”(1219mm)	SUPC-2148-FB	477.18	518.82	564.47	617.71	665.44	732.63	774.71
	54”(1372mm)	SUPC-2154-FB	495.15	539.55	587.96	645.32	695.84	767.15	812.03
	60”(1524mm)	SUPC-2160-FB	513.12	560.28	611.45	672.93	726.24	801.67	849.35
	66”(1676mm)	SUPC-2166-FB	531.09	581.01	634.94	700.54	756.64	836.19	886.67
	72”(1829mm)	SUPC-2172-FB	549.06	601.74	658.43	728.15	787.04	870.71	923.99
	78”(1981mm)	SUPC-2178-FB	567.03	622.47	681.92	755.76	817.44	905.23	961.31
84”(2134mm)	SUPC-2184-FB	585.00	643.20	705.41	783.37	847.84	939.75	998.63	

# Belong

## Center Screens

Height	Width	Number	HPL	
			A	B
<b>Laminate</b>				
12"(305mm)	24"(610mm)	SUPC-1324-DB	\$ 186.37	\$ 189.16
	30"(762mm)	SUPC-1330-DB	200.18	204.08
	36"(914mm)	SUPC-1336-DB	213.99	219.00
	42"(1067mm)	SUPC-1342-DB	227.80	233.92
	48"(1219mm)	SUPC-1348-DB	241.61	248.84
	54"(1372mm)	SUPC-1354-DB	255.42	263.76
	60"(1524mm)	SUPC-1360-DB	269.23	278.68
	66"(1676mm)	SUPC-1366-DB	283.04	293.60
	72"(1829mm)	SUPC-1372-DB	296.85	308.52
	78"(1981mm)	SUPC-1378-DB	310.66	323.44
21"(533mm)	24"(610mm)	SUPC-2124-DB	\$324.53	\$ 338.28
	30"(762mm)	SUPC-2130-DB	338.34	353.20
	36"(914mm)	SUPC-2136-DB	352.15	368.12
	42"(1067mm)	SUPC-2142-DB	365.96	383.04
	48"(1219mm)	SUPC-2148-DB	379.77	397.96
	54"(1372mm)	SUPC-2154-DB	393.58	412.88
	60"(1524mm)	SUPC-2160-DB	407.39	427.80
	66"(1676mm)	SUPC-2166-DB	421.20	442.72
	72"(1829mm)	SUPC-2172-DB	435.01	457.64
	78"(1981mm)	SUPC-2178-DB	448.82	472.56
84"(2134mm)	SUPC-2184-DB	462.63	487.48	

Height	Width	Number	Price
<b>Markerboard</b>			
12"(305mm)	24"(610mm)	SUPC-1324-MB	\$ 272.63
	30"(762mm)	SUPC-1330-MB	286.44
	36"(914mm)	SUPC-1336-MB	300.25
	42"(1067mm)	SUPC-1342-MB	314.06
	48"(1219mm)	SUPC-1348-MB	327.87
	54"(1372mm)	SUPC-1354-MB	341.68
	60"(1524mm)	SUPC-1360-MB	355.49
	66"(1676mm)	SUPC-1366-MB	369.30
	72"(1829mm)	SUPC-1372-MB	383.11
	78"(1981mm)	SUPC-1378-MB	396.92
21"(533mm)	24"(610mm)	SUPC-2124-MB	\$ 410.79
	30"(762mm)	SUPC-2130-MB	424.60
	36"(914mm)	SUPC-2136-MB	438.41
	42"(1067mm)	SUPC-2142-MB	452.22
	48"(1219mm)	SUPC-2148-MB	466.03
	54"(1372mm)	SUPC-2154-MB	479.84
	60"(1524mm)	SUPC-2160-MB	493.65
	66"(1676mm)	SUPC-2166-MB	507.46
	72"(1829mm)	SUPC-2172-MB	521.27
	78"(1981mm)	SUPC-2178-MB	535.08
84"(2134mm)	SUPC-2184-MB	548.89	



# Belong

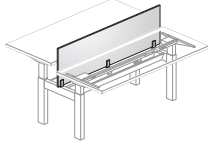
## Center Screens

Height	Width	Number	Glass	
			A	C
<b>Glass</b>				
12"(305mm)	24"(610mm)	SUPC-1324-GB	\$ 294.67	\$ 410.48
	30"(762mm)	SUPC-1330-GB	314.97	437.09
	36"(914mm)	SUPC-1336-GB	335.27	463.70
	42"(1067mm)	SUPC-1342-GB	355.57	490.31
	48"(1219mm)	SUPC-1348-GB	401.18	542.23
	54"(1372mm)	SUPC-1354-GB	446.79	594.15
	60"(1524mm)	SUPC-1360-GB	492.40	646.07
	66"(1676mm)	SUPC-1366-GB	538.01	697.99
	72"(1829mm)	SUPC-1372-GB	583.62	749.91
	78"(1981mm)	SUPC-1378-GB	629.23	801.83
	84"(2134mm)	SUPC-1384-GB	674.84	853.75
21"(533mm)	24"(610mm)	SUPC-2124-GB	\$ 520.83	\$ 706.88
	30"(762mm)	SUPC-2130-GB	541.13	733.49
	36"(914mm)	SUPC-2136-GB	561.43	760.10
	42"(1067mm)	SUPC-2142-GB	581.73	786.71
	48"(1219mm)	SUPC-2148-GB	627.34	838.63
	54"(1372mm)	SUPC-2154-GB	672.95	890.55
	60"(1524mm)	SUPC-2160-GB	718.56	942.47
	66"(1676mm)	SUPC-2166-GB	764.17	994.39
	72"(1829mm)	SUPC-2172-GB	809.78	1046.31
	78"(1981mm)	SUPC-2178-GB	855.39	1098.23
	84"(2134mm)	SUPC-2184-GB	901.00	1150.15

# Belong

## Center Screen

### Planes and Planes LT Benching



TASC  
Class TA - Discount Group X

#### Features

- Includes fabric, high-pressure laminate (HPL), markerboard or glass screen and attachment hardware.
- Fabric screen is non-tackable.
- Laminate and markerboard screens have 1mm edgeband.
- Screen and brackets are field installed.

#### Specification Tips

- Designed for use with Planes or Planes LT Height Adjustable Benching.
- Not for use on Planes Height Adjustable Tables.
- Specify screen width to match benching width.
- Screen is non-load bearing.
- 18"(457mm)H for use with the Planes single-stage
- 23"(584mm)H for use with:
  - Planes Dual Stage
  - Planes LT Single Stage
  - Planes LT Dual Stage
- Screen thickness:
  - Fabric and Laminate - 0.56"(14mm)
  - Markerboard - 0.6"(15mm)
  - Glass - 0.24"(6mm)
- Fabric application:
  - Screens 46"(1168mm)-58"(1473mm)W fabric will be applied right way.
  - Screens 64"(1626mm) and 70"(1778mm)W fabric will be applied railroaded.
- Laminate wood grain direction is vertical for widths 60"(1524mm) and less. Grain direction is horizontal for widths greater than 60"(1524mm).
- The following products are recommended to maintain the markerboard appearance:
  - Dry erase marker kit (includes holder, six markers and eraser), order part# 7062-8001
  - Markerboard cleaner and conditioner, order part# 7031-7001
  - Markerboard spray cleaner, order part# 7031-7002

#### To Order, Specify:

- 1) Product number.
  - 2) Surface Color Options:
    - Fabric:
      - Fabric Color
    - Laminate:
      - Laminate Surface Color
      - Edgeband Trim Color
    - Markerboard:
      - No specification
    - Glass:
      - Glass Finish
        - 9T-1C Clear (Grade A)
        - 9T-E21 Satin Etched (Grade C)
  - 3) Trim color for bracket.
- Note: \$8.37** upcharge list for Grade B trim colors.

Height	Width	Number	Fabric						
			A	B	C	D	E	F	G
<b>Fabric</b>									
18"(457mm)	46"(1168mm)	TASC-1846-F	\$ 486.14	\$ 534.27	\$ 588.81	\$ 646.54	\$ 704.25	\$ 784.46	\$ 832.55
	52"(1321mm)	TASC-1852-F	526.28	580.41	641.73	706.72	771.69	861.68	915.89
	58"(1473mm)	TASC-1858-F	566.42	626.55	694.65	766.90	839.13	938.90	999.23
	64"(1626mm)	TASC-1864-F	606.56	672.69	747.57	827.08	906.57	1016.12	1082.57
	70"(1778mm)	TASC-1870-F	646.70	718.83	800.49	887.26	974.01	1093.34	1165.91
23"(584mm)	46"(1168mm)	TASC-2346-F	\$ 538.44	\$ 594.27	\$ 657.71	\$ 724.99	\$ 792.00	\$ 885.16	\$ 941.15
	52"(1321mm)	TASC-2352-F	578.58	640.41	710.63	785.17	859.44	962.38	1024.49
	58"(1473mm)	TASC-2358-F	618.72	686.55	763.55	845.35	926.88	1039.60	1107.83
	64"(1626mm)	TASC-2364-F	658.86	732.69	816.47	905.53	994.32	1116.82	1191.17
	70"(1778mm)	TASC-2370-F	699.00	778.83	869.39	965.71	1061.76	1194.04	1274.51

Height	Width	Number	HPL	
			A	B
<b>Laminate</b>				
18"(457mm)	46"(1168mm)	TASC-1846-L	\$243.89	\$250.21
	52"(1321mm)	TASC-1852-L	253.91	261.01
	58"(1473mm)	TASC-1858-L	263.93	271.81
	64"(1626mm)	TASC-1864-L	273.95	282.61
	70"(1778mm)	TASC-1870-L	283.97	293.41
23"(584mm)	46"(1168mm)	TASC-2346-L	\$ 285.74	\$ 295.31
	52"(1321mm)	TASC-2352-L	295.76	306.11
	58"(1473mm)	TASC-2358-L	305.78	316.91
	64"(1626mm)	TASC-2364-L	315.80	327.71
	70"(1778mm)	TASC-2370-L	325.82	338.51

# Belong

## Center Screen

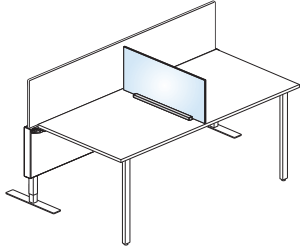
Height	Width	Number	Price
<b>Markerboard</b>			
18"(457mm)	46"(1168mm)	TASC-1846-M	\$307.39
	52"(1321mm)	TASC-1852-M	317.41
	58"(1473mm)	TASC-1858-M	327.43
	64"(1626mm)	TASC-1864-M	337.45
	70"(1778mm)	TASC-1870-M	347.47
23"(584mm)	46"(1168mm)	TASC-2346-M	\$349.24
	52"(1321mm)	TASC-2352-M	359.26
	58"(1473mm)	TASC-2358-M	369.28
	64"(1626mm)	TASC-2364-M	379.30
	70"(1778mm)	TASC-2370-M	389.32

Height	Width	Number	Glass	
			A	C
<b>Glass</b>				
18"(457mm)	46"(1168mm)	TASC-1846-G	\$ 977.13	\$1229.25
	52"(1321mm)	TASC-1852-G	1022.49	1288.77
	58"(1473mm)	TASC-1858-G	1067.85	1348.29
	64"(1626mm)	TASC-1864-G	1113.21	1407.81
	70"(1778mm)	TASC-1870-G	1158.57	1467.33
23"(584mm)	46"(1168mm)	TASC-2346-G	\$ 989.53	\$1245.70
	52"(1321mm)	TASC-2352-G	1034.89	1305.22
	58"(1473mm)	TASC-2358-G	1080.25	1364.74
	64"(1626mm)	TASC-2364-G	1125.61	1424.26
	70"(1778mm)	TASC-2370-G	1170.97	1483.78

# Belong

## Territory Screen

### Adaptable Worksurfaces



SUTM  
Class YA1 – Discount Group XIII

#### Features

- Includes fabric, high-pressure laminate (HPL), markerboard or glass screen with drop-in base and double sided attachment material.
- High-pressure laminate (HPL) and markerboard have 1mm edge.
- Base dimensions: 2.25”(57mm)W x 0.71”(18mm)H x 14”(356mm) long.
- Field assembled.

#### Specification Tips

- Screen Thickness:
  - Fabric and laminate – 0.56”(14mm)
  - Markerboard – 0.6”(15mm)
  - Glass – 0.24”(6mm)
- Screen is 12.25”(311mm) above horizontal top.
- Laminate wood grain direction is vertical.
- The following products are recommended to maintain the markerboard appearance:
  - Dry erase marker kit (includes holder, six markers and eraser), order part# 7062-8001
  - Markerboard cleaner and conditioner, order part# 7031-7001
  - Markerboard spray cleaner, order part# 7031-7002

#### To Order, Specify:

- 1) Product number.
  - 2) Surface Color Options:
    - Fabric:
      - Fabric Color
    - Laminate:
      - Laminate Surface Color
      - Edgeband Trim Color
    - Markerboard:
      - No specification
    - Glass:
      - Glass Finish
        - 9T-1C Clear (Grade A)
        - 9T-E21 Satin Etched (Grade C)
  - 3) Trim color for base.
- Note: \$3.40** upcharge list for Grade B trim colors.

Height	Width	Number	Fabric						
			A	B	C	D	E	F	G
<b>Fabric</b>									
12”(305mm)	24”(610mm)	SUTM-1224-FU	\$ 577.15	\$587.87	\$599.68	\$ 612.56	\$625.46	\$642.64	\$653.34
	30”(762mm)	SUTM-1230-FU	606.37	621.54	638.24	656.46	674.69	698.97	714.15

Height	Width	Number	HPL	
			A	B
<b>Laminate</b>				
12”(305mm)	24”(610mm)	SUTM-1224-DU	\$ 464.71	\$469.80
	30”(762mm)	SUTM-1230-DU	475.06	\$ 481.01

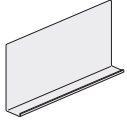
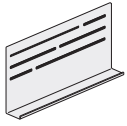
Height	Width	Number	Price
<b>Markerboard</b>			
12”(305mm)	24”(610mm)	SUTM-1224-MU	\$543.70
	30”(762mm)	SUTM-1230-MU	554.05

Height	Width	Number	Glass	
			A	C
<b>Glass</b>				
12”(305mm)	24”(610mm)	SUTM-1224-GU	\$646.37	\$ 676.11
	30”(762mm)	SUTM-1230-GU	673.01	725.12

# Belong

## Territory Screen

### End-of-Run for Adaptable Worksurfaces



KUTS-E  
Class YA1 – Discount Group XIII

#### Features

- Includes one freestanding steel End-of-Run Territory Screen with double sided attachment material.
- End-of-Run Territory Screen Options:
  - With Slots (S); without Slots (N)
  - With Accessory Kit (A) (square and rectangular trays with bud base)
  - Without Accessory Kit (N)
- Optional Slotted Territory Screen includes three rows of two slots; 2”(51mm) between rows (centerline-to-centerline):
- Slot Widths for 23.75”(603mm):
  - Top Row: 15.31”(389mm) and 5.25”(133mm)
  - Middle Row: 10.28”(261mm) and 10.28”(261mm)
  - Bottom Row: 5.25”(133mm) and 15.31”(389mm)
- Slot Widths for 29.75”(756mm):
  - Top Row: 19.73”(501mm) and 6.83”(173mm)
  - Middle Row: 13.28”(337mm) and 13.28”(337mm)
  - Bottom Row: 6.83”(173mm) and 19.73”(501mm)
- Supports maximum weight of 5 pounds (2.3kg) on side with ledge.
- Non-writable, magnetic surface.

#### Specification Tips

- End-of-Run Territory Screen is not designed for use with Base Tray.
- For use with separately specified Belong or Jump Stuff work tools.
- Accessory Kit is designed to sit on ledge of End-of-Run Territory Screen.
- Hanging accessories should be mounted in ledge side of End-of-Run Territory Screen with slots.

#### To Order, Specify:

1) Product number, including:

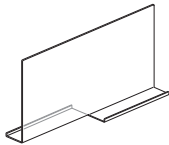
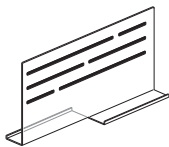
#### 1 Accessory Kit Option:

- A** Accessory Kit (add **\$62.46** list)
- N** No Accessory Kit

2) Trim color.

Actual Height	Actual Depth	Actual Width	Weight Pounds	Description	Number	1	Trim A	B
11.78”(299mm)	3”(76mm)	23.75”(603mm)	8.0 (3.6kg)	With Slots	KUTS-1224-ESN		\$235.63	\$246.32
			8.7 (3.9kg)	Without Slots	KUTS-1224-ENN		178.51	189.20
11.78”(299mm)	3”(76mm)	29.75”(756mm)	8.0 (3.6kg)	With Slots	KUTS-1230-ESN		\$ 261.01	\$290.72
			8.7 (3.9kg)	Without Slots	KUTS-1230-ENN		203.89	233.60

### Shared for Adaptable Worksurfaces



KUTS-S  
Class YA1 – Discount Group XIII

#### Features

- Includes one freestanding steel Shared Territory Screen with double sided attachment material.
- Shared Territory Screen Options:
  - With Slots (S); without Slots (N)
  - With Accessory Kit (A) (square and rectangular trays with bud base)
  - Without Accessory Kit (N)
- Optional Slotted Territory Screen includes three rows of two slots; 2”(51mm) between rows (centerline-to-centerline):
- Slot Widths for 23.75”(603mm):
  - Top Row: 15.31”(389mm) and 5.25”(133mm)
  - Middle Row: 10.28”(261mm) and 10.28”(261mm)
  - Bottom Row: 5.25”(133mm) and 15.31”(389mm)
- Slot Widths for 29.75”(756mm):
  - Top Row: 19.73”(501mm) and 6.83”(173mm)
  - Middle Row: 13.28”(337mm) and 13.28”(337mm)
  - Bottom Row: 6.83”(173mm) and 19.73”(501mm)
- Supports maximum weight of 5 pounds (2.3kg).
- Non-writable, magnetic surface.

#### Specification Tips

- Shared Territory Screen is not designed for use with Base Tray.
- For use with separately specified Belong or Jump Stuff work tools.
- Accessory Kit is designed to sit on 11.8”(300mm)W ledges of Shared Territory Screen.
- Hanging accessories may be mounted from either side of Shared Territory Screen with slots.

#### To Order, Specify:

1) Product number, including:

#### 1 Accessory Kit Option:

- A** Accessory Kit (add **\$62.46** list)
- N** No Accessory Kit

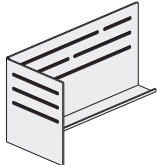
2) Trim color.

Actual Height	Actual Depth	Actual Width	Weight Pounds	Description	Number	1	Trim A	B
11.78”(299mm)	6”(152mm)	23.75”(603mm)	8.0 (3.6kg)	With Slots	KUTS-1224-SSN		\$253.45	\$ 264.14
			8.7 (3.9kg)	Without Slots	KUTS-1224-SNN		196.33	207.02
11.78”(299mm)	6”(152mm)	29.75”(756mm)	8.0 (3.6kg)	With Slots	KUTS-1230-SSN		\$278.83	\$308.54
			8.7 (3.9kg)	Without Slots	KUTS-1230-SNN		221.71	251.42

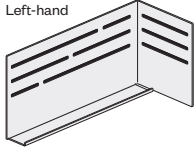
# Belong

## Territory Screen

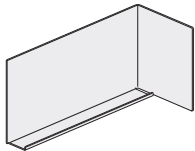
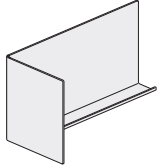
### L-Screen for Adaptable Worksurfaces



Left-hand



Right-hand



KUTS-L

Class YA1 – Discount Group XIII

#### Features

- Includes one freestanding steel Territory L-Screen with double sided attachment material.
- Territory L-Screen Options:
  - With Slots (S); without Slots (N)
  - With Accessory Kit (A) (square and rectangular trays with bud base)
  - Without Accessory Kit (N)
- Optional Slotted Territory L-Screen includes three rows of two slots; 2” (51mm) between rows (centerline-to-centerline):
- Slot Widths on 23.75” (603mm):
  - Top Row: 15.31” (389mm) and 5.25” (133mm)
  - Middle Row: 10.28” (261mm) and 10.28” (261mm)
  - Bottom Row: 5.25” (133mm) and 15.31” (389mm)
  - Slot widths on 10” (254mm) portion: three rows of 8.25” (210mm)
- Slot Widths for 29.75” (756mm):
  - Top Row: 19.73” (501mm) and 6.83” (173mm)
  - Middle Row: 13.28” (337mm) and 13.28” (337mm)
  - Bottom Row: 6.83” (173mm) and 19.73” (501mm)
- Supports maximum weight of 5 pounds (2.3kg) on inside of Territory L-Screen.
- Non-writable, magnetic surface.

#### Specification Tips

- Territory L-Screen is not designed for use with Base Tray.
- For use with separately specified Belong or Jump Stuff work tools.
- Accessory Kit is designed to sit on ledge of Territory L-Screen.
- Hanging accessories should be mounted on inside of Territory L-Screen with slots.

#### To Order, Specify:

1) Product number, including:

##### 1 Accessory Kit Option:

**A** Accessory Kit (add \$62.46 list)

**N** No Accessory Kit

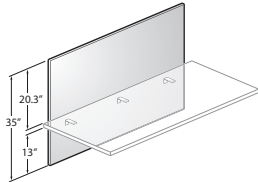
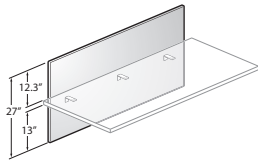
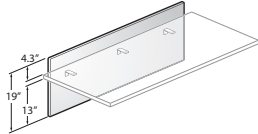
2) Trim color.

Actual Height	Actual Depth	Actual Width	Weight Pounds	Description	Number	1	Trim A	B
<b>Right-hand</b>								
11.78”(299mm)	10”(254mm)	23.75”(603mm)	11.0 (5.4kg)	With Slots	KUTS-1224-LSR		\$289.20	\$299.89
			11.9 (5.0kg)	Without Slots	KUTS-1224-LNR		232.08	242.77
11.78”(299mm)	10”(254mm)	29.75”(756mm)	11.0 (5.4kg)	With Slots	KUTS-1230-LSR		\$ 314.58	\$344.29
			11.9 (5.0kg)	Without Slots	KUTS-1230-LNR		257.46	287.17
<b>Left-hand</b>								
11.78”(299mm)	10”(254mm)	23.75”(603mm)	11.0 (5.4kg)	With Slots	KUTS-1224-LSL		\$289.20	\$299.89
			11.9 (5.0kg)	Without Slots	KUTS-1224-LNL		232.08	242.77
11.78”(299mm)	10”(254mm)	29.75”(756mm)	11.0 (5.4kg)	With Slots	KUTS-1230-LSL		\$ 314.58	\$344.29
			11.9 (5.0kg)	Without Slots	KUTS-1230-LNL		257.46	287.17

# Belong Plus

## Back Screen – Modesty

### Adaptable Convergent and Intuity Return Worksurfaces, and Height Adjustable Tables



SUSB-FNUUNNN  
Class YA1 – Discount Group XIII

#### Features

- Includes fabric screen and attachment hardware.
- Fabric surface is tackable.
- Screen and brackets are field installed.

#### Specification Tips

- Not for use on Height Adjustable Benching.
- Cannot mount to knife edge.
- Adaptable Worksurface applications:
  - Designed to mount to Adaptable Convergent Worksurfaces.
- Intuity applications:
  - Designed to mount to Intuity Return worksurface applications.
  - Not for use with benching end worksurface or as a center screen.
- Not for use on end of worksurface or between in-line worksurfaces.
- 1/25" (29mm) gap between screen and worksurface allows for back edge mounted accessories.
- Screen mounting:
  - 19" (483mm)H: 4.3125" (110mm) above worksurface; 13" (330mm) from bottom of worksurface to bottom of screen
  - 27" (686mm)H: 12.3125" (313mm) above worksurface; 13" (330mm) from bottom of worksurface to bottom of screen
  - 35" (889mm)H: 20.3125" (516mm) above worksurface; 13" (330mm) from bottom of worksurface to bottom of screen
- Fabric application guidelines:
  - 54" (1372mm)W rolls require railroad on screens >52" (1321mm)
  - 60" (1524mm) and 66" (1676mm)W rolls require railroad on screens >60" (1524mm)
- Screens are non-load bearing.
- **Designed to work with separately specified Belong Plus Screen Rail (SURS-0224- ).**
- **Not designed to work with Belong Screen Rail (KUSR-0224- ).**
- Refer to Specification Guide for screen and bracket dimensions.
- Refer to product specific Specification Guide for fit, stability and load guidelines.

#### To Order, Specify:

- 1) Product number.
- 2) Fabric color.
- 3) Bracket trim color.

**Note:** \$6.89 upcharge list for Grade B trim colors.

**Note:** Screen will be visibly marked where attachment hardware is to be installed. Screen supports cannot be field modified. To achieve proper alignment, installation must be performed using eparts tool #4470-4001.

# Belong Plus

## Back Screen – Modesty

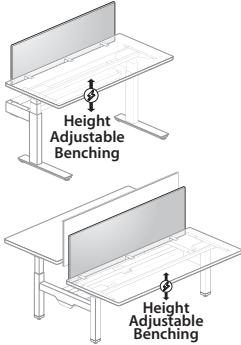
Height	Width	Number	Fabric						
			A	B	C	D	E	F	G
19"(483mm)	24"(610mm)	SUSB-1924-FNUUNNN	\$ 399.81	\$ 452.20	\$ 509.86	\$ 572.72	\$ 635.52	\$ 719.40	\$ 771.75
	30"(762mm)	SUSB-1930-FNUUNNN	445.35	504.58	569.92	640.94	712.08	807.00	866.25
	34"(864mm)	SUSB-1934-FNUUNNN	475.71	539.50	609.96	686.42	763.12	865.40	929.25
	36"(914mm)	SUSB-1936-FNUUNNN	490.89	556.96	629.98	709.16	788.64	894.60	960.75
	40"(1016mm)	SUSB-1940-FNUUNNN	521.25	591.88	670.02	754.64	839.68	953.00	1023.75
	42"(1067mm)	SUSB-1942-FNUUNNN	536.43	609.34	690.04	777.38	865.20	982.20	1055.25
	46"(1168mm)	SUSB-1946-FNUUNNN	582.61	660.08	745.90	838.68	932.06	1056.42	1134.07
	48"(1219mm)	SUSB-1948-FNUUNNN	597.79	677.54	765.92	861.42	957.58	1085.62	1165.57
	52"(1321mm)	SUSB-1952-FNUUNNN	628.15	712.46	805.96	906.90	1008.62	1144.02	1228.57
	54"(1372mm)	SUSB-1954-FNUUNNN	643.33	729.92	825.98	929.64	1034.14	1173.22	1260.07
	58"(1473mm)	SUSB-1958-FNUUNNN	673.69	764.84	866.02	975.12	1085.18	1231.62	1323.07
	60"(1524mm)	SUSB-1960-FNUUNNN	688.87	782.30	886.04	997.86	1110.70	1260.82	1354.57
	64"(1626mm)	SUSB-1964-FNUUNNN	719.23	817.22	926.08	1043.34	1161.74	1319.22	1417.57
	66"(1676mm)	SUSB-1966-FNUUNNN	734.41	834.68	946.10	1066.08	1187.26	1348.42	1449.07
70"(1778mm)	SUSB-1970-FNUUNNN	764.77	869.60	986.14	1111.56	1238.30	1406.82	1512.07	
72"(1829mm)	SUSB-1972-FNUUNNN	779.95	887.06	1006.16	1134.30	1263.82	1436.02	1543.57	
27"(686mm)	24"(610mm)	SUSB-2724-FNUUNNN	\$ 496.69	\$ 563.80	\$ 637.86	\$ 718.40	\$ 798.64	\$ 906.36	\$ 973.27
	30"(762mm)	SUSB-2730-FNUUNNN	542.23	616.18	697.92	786.62	875.20	993.96	1067.77
	34"(864mm)	SUSB-2734-FNUUNNN	572.59	651.10	737.96	832.10	926.24	1052.36	1130.77
	36"(914mm)	SUSB-2736-FNUUNNN	587.77	668.56	757.98	854.84	951.76	1081.56	1162.27
	40"(1016mm)	SUSB-2740-FNUUNNN	618.13	703.48	798.02	900.32	1002.80	1139.96	1225.27
	42"(1067mm)	SUSB-2742-FNUUNNN	633.31	720.94	818.04	923.06	1028.32	1169.16	1256.77
	46"(1168mm)	SUSB-2746-FNUUNNN	679.49	771.68	873.90	984.36	1095.18	1243.38	1335.59
	48"(1219mm)	SUSB-2748-FNUUNNN	694.67	789.14	893.92	1007.10	1120.70	1272.58	1367.09
	52"(1321mm)	SUSB-2752-FNUUNNN	725.03	824.06	933.96	1052.58	1171.74	1330.98	1430.09
	54"(1372mm)	SUSB-2754-FNUUNNN	740.21	841.52	953.98	1075.32	1197.26	1360.18	1461.59
	58"(1473mm)	SUSB-2758-FNUUNNN	770.57	876.44	994.02	1120.80	1248.30	1418.58	1524.59
	60"(1524mm)	SUSB-2760-FNUUNNN	785.75	893.90	1014.04	1143.54	1273.82	1447.78	1556.09
	64"(1626mm)	SUSB-2764-FNUUNNN	816.11	928.82	1054.08	1189.02	1324.86	1506.18	1619.09
	66"(1676mm)	SUSB-2766-FNUUNNN	831.29	946.28	1074.10	1211.76	1350.38	1535.38	1650.59
70"(1778mm)	SUSB-2770-FNUUNNN	861.65	981.20	1114.14	1257.24	1401.42	1593.78	1713.59	
72"(1829mm)	SUSB-2772-FNUUNNN	876.83	998.66	1134.16	1279.98	1426.94	1622.98	1745.09	
35"(889mm)	24"(610mm)	SUSB-3524-FNUUNNN	\$ 621.11	\$ 702.94	\$ 793.40	\$ 891.62	\$ 989.30	\$ 1120.86	\$ 1202.33
	30"(762mm)	SUSB-3530-FNUUNNN	666.65	755.32	853.46	959.84	1065.86	1208.46	1296.83
	34"(864mm)	SUSB-3534-FNUUNNN	697.01	790.24	893.50	1005.32	1116.90	1266.86	1359.83
	36"(914mm)	SUSB-3536-FNUUNNN	712.19	807.70	913.52	1028.06	1142.42	1296.06	1391.33
	40"(1016mm)	SUSB-3540-FNUUNNN	742.55	842.62	953.56	1073.54	1193.46	1354.46	1454.33
	42"(1067mm)	SUSB-3542-FNUUNNN	757.73	860.08	973.58	1096.28	1218.98	1383.66	1485.83
	46"(1168mm)	SUSB-3546-FNUUNNN	803.91	910.82	1029.44	1157.58	1285.84	1457.88	1564.65
	48"(1219mm)	SUSB-3548-FNUUNNN	819.09	928.28	1049.46	1180.32	1311.36	1487.08	1596.15
	52"(1321mm)	SUSB-3552-FNUUNNN	849.45	963.20	1089.50	1225.80	1362.40	1545.48	1659.15
	54"(1372mm)	SUSB-3554-FNUUNNN	864.63	980.66	1109.52	1248.54	1387.92	1574.68	1690.65
	58"(1473mm)	SUSB-3558-FNUUNNN	894.99	1015.58	1149.56	1294.02	1438.96	1633.08	1753.65
	60"(1524mm)	SUSB-3560-FNUUNNN	910.17	1033.04	1169.58	1316.76	1464.48	1662.28	1785.15
	64"(1626mm)	SUSB-3564-FNUUNNN	940.53	1067.96	1209.62	1362.24	1515.52	1720.68	1848.15
	66"(1676mm)	SUSB-3566-FNUUNNN	955.71	1085.42	1229.64	1384.98	1541.04	1749.88	1879.65
70"(1778mm)	SUSB-3570-FNUUNNN	986.07	1120.34	1269.68	1430.46	1592.08	1808.28	1942.65	
72"(1829mm)	SUSB-3572-FNUUNNN	1001.25	1137.80	1289.70	1453.20	1617.60	1837.48	1974.15	



# Belong Plus

## Back Screen – No Modesty

### Height Adjustable Tables and Benching



SUSB-FNUHNNN  
Class YA1 – Discount Group XIII

#### Features

- Includes screen and attachment hardware.
- Fabric surface is tackable.
- Screen and brackets are field installed.

#### Specification Tips

- Cannot mount to knife edge.
- Designed to mount to Height Adjustable Tables or Height Adjustable Benching.
- Designed for Planes Height Adjustable Benching depths of 23”(584mm), 29”(737mm) or 35”(889mm) to accommodate pinch point clearance.
- For use on Height Adjustable Tables when using below worksurface power.
- Screen width can be specified to match width of worksurface or be less than worksurface size. **Screen cannot overhang component.**
- 1/25”(29mm) gap between screen and horizontal surface allows for back edge mounted accessories.
- Screen thickness:
  - Fabric – 0.56”(14mm)
- Fabric application guidelines:
  - 54”(1372mm)W rolls require railroad on screens >52”(1321mm)
  - 60”(1524mm) and 66”(1676mm)W rolls require railroad on screens >60”(1524mm)
- Screens are non-load bearing.
- **Designed to work with separately specified Belong Plus Screen Rail (SURS-0224- ).**
- **Not designed to work with Belong Screen Rail (KUSR-0224- ).**
- Refer to Specification Guide for screen and bracket dimensions.
- Refer to product specific Specification Guide for fit, stability and load guidelines.

#### To Order, Specify:

- 1) Product number.
- 2) Fabric color.
- 3) Bracket trim color.

**Note:** \$6.89 upcharge list for Grade B trim colors.

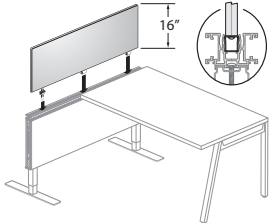
**Note:** Screen will be visibly marked where attachment hardware is to be installed. Screen supports cannot be field modified. To achieve proper alignment, installation must be performed using eparts tool #4470-4001.

Height	Width	Number	Fabric						
			A	B	C	D	E	F	G
17”(432mm)	46”(1168mm)	SUSB-1746-FNUHNNN	\$502.97	\$576.76	\$658.48	\$746.84	\$835.86	\$954.26	\$1028.27
	52”(1321mm)	SUSB-1752-FNUHNNN	548.51	629.14	718.54	815.06	912.42	1041.86	1122.77
	58”(1473mm)	SUSB-1758-FNUHNNN	594.05	681.52	778.60	883.28	988.98	1129.46	1217.27
	64”(1626mm)	SUSB-1764-FNUHNNN	639.59	733.90	838.66	951.50	1065.54	1217.06	1311.77
	70”(1778mm)	SUSB-1770-FNUHNNN	685.13	786.28	898.72	1019.72	1142.10	1304.66	1406.27
25”(635mm)	46”(1168mm)	SUSB-2546-FNUHNNN	\$599.85	\$688.36	\$786.48	\$892.52	\$998.98	\$1141.22	\$1229.79
	52”(1321mm)	SUSB-2552-FNUHNNN	645.39	740.74	846.54	960.74	1075.54	1228.82	1324.29
	58”(1473mm)	SUSB-2558-FNUHNNN	690.93	793.12	906.60	1028.96	1152.10	1316.42	1418.79
	64”(1626mm)	SUSB-2564-FNUHNNN	736.47	845.50	966.66	1097.18	1228.66	1404.02	1513.29
	70”(1778mm)	SUSB-2570-FNUHNNN	782.01	897.88	1026.72	1165.40	1305.22	1491.62	1607.79

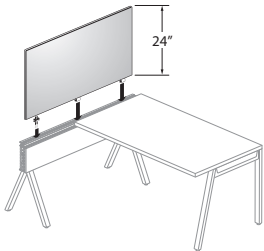
# Belong Plus

## Center Screen

### Rail Mount — Compose Work Rail Top Trim Mount



(Center Screen shown on Compose Connection)



(Center Screen shown on Compose Beam)  
SUSC-FNGUNNN

Class YA1 – Discount Group XIII

#### Features

- Includes fabric screen and attachment hardware.
- Fabric surface is tackable.
- Screen and brackets are field installed.

#### Specification Tips

- Recommended for use on:  
–26”(660mm), 34”(864mm), 42”(1067mm) and 50”(1270mm)H Compose Frame  
–Compose Connections  
–Compose Beam
- Requires separately specified Work Rail Top Trim for attachment.
- Screen width can span up to two in-line sections.
- Screen width must be reduced for Top Feed applications.
- Screen pressure-fits into rail inset channel; the 1.5”(38mm) open channel will be visible if screens are not specified.
- Fabric application guidelines:  
–54”(1372mm)W rolls require railroad on screens >52”(1321mm)  
–60”(1524mm) and 66”(1676mm)W rolls require railroad on screens >60”(1524mm)
- Screen is non-load bearing.
- **Designed to work with separately specified Belong Plus Screen Rail (SURS-0224- ).**
- **Not designed to work with Belong Screen Rail (KUSR-0224- ).**
- **Separately specified alignment clips (SUSF-0000) are required when positioning multiple screens in an inline condition and have 0.5”(13mm) or less spacing between screens.**
- Refer to Specification Guide for screen and bracket dimensions.
- Refer to product specific Specification Guide for fit, stability and load guidelines.

#### To Order, Specify:

- 1) Product number.
- 2) Fabric color.

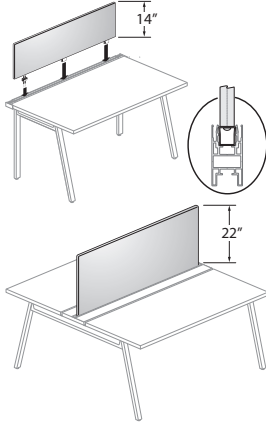
**Note:** Screen will be visibly marked where attachment hardware is to be installed. Screen supports cannot be field modified.

Height	Width	Number	Fabric						
			A	B	C	D	E	F	G
16”(406mm)	24”(610mm)	SUSC-1624-FNGUNNN	\$ 413.63	\$ 473.90	\$ 540.21	\$ 612.53	\$ 684.86	\$ 781.30	\$ 841.57
	30”(762mm)	SUSC-1630-FNGUNNN	448.79	514.40	586.59	665.21	743.96	849.04	914.65
	36”(914mm)	SUSC-1636-FNGUNNN	483.95	554.90	632.97	717.89	803.06	916.78	987.73
	42”(1067mm)	SUSC-1642-FNGUNNN	519.11	595.40	679.35	770.57	862.16	984.52	1060.81
	48”(1219mm)	SUSC-1648-FNGUNNN	554.27	635.90	725.73	823.25	921.26	1052.26	1133.89
	54”(1372mm)	SUSC-1654-FNGUNNN	589.43	676.40	772.11	875.93	980.36	1120.00	1206.97
	60”(1524mm)	SUSC-1660-FNGUNNN	624.59	716.90	818.49	928.61	1039.46	1187.74	1280.05
	66”(1676mm)	SUSC-1666-FNGUNNN	659.75	757.40	864.87	981.29	1098.56	1255.48	1353.13
	72”(1829mm)	SUSC-1672-FNGUNNN	694.91	797.90	911.25	1033.97	1157.66	1323.22	1426.21
	78”(1981mm)	SUSC-1678-FNGUNNN	730.07	838.40	957.63	1086.65	1216.76	1390.96	1499.29
	84”(2134mm)	SUSC-1684-FNGUNNN	765.23	878.90	1004.01	1139.33	1275.86	1458.70	1572.37
	90”(2286mm)	SUSC-1690-FNGUNNN	800.39	919.40	1050.39	1192.01	1334.96	1526.44	1645.45
96”(2438mm)	SUSC-1696-FNGUNNN	835.55	959.90	1096.77	1244.69	1394.06	1594.18	1718.53	
24”(610mm)	24”(610mm)	SUSC-2424-FNGUNNN	\$ 511.47	\$ 586.62	\$ 669.25	\$ 759.41	\$ 849.66	\$ 969.86	\$ 1045.01
	30”(762mm)	SUSC-2430-FNGUNNN	546.63	627.12	715.63	812.09	908.76	1037.60	1118.09
	36”(914mm)	SUSC-2436-FNGUNNN	581.79	667.62	762.01	864.77	967.86	1105.34	1191.17
	42”(1067mm)	SUSC-2442-FNGUNNN	616.95	708.12	808.39	917.45	1026.96	1173.08	1264.25
	48”(1219mm)	SUSC-2448-FNGUNNN	652.11	748.62	854.77	970.13	1086.06	1240.82	1337.33
	54”(1372mm)	SUSC-2454-FNGUNNN	687.27	789.12	901.15	1022.81	1145.16	1308.56	1410.41
	60”(1524mm)	SUSC-2460-FNGUNNN	722.43	829.62	947.53	1075.49	1204.26	1376.30	1483.49
	66”(1676mm)	SUSC-2466-FNGUNNN	757.59	870.12	993.91	1128.17	1263.36	1444.04	1556.57
	72”(1829mm)	SUSC-2472-FNGUNNN	792.75	910.62	1040.29	1180.85	1322.46	1511.78	1629.65
	78”(1981mm)	SUSC-2478-FNGUNNN	827.91	951.12	1086.67	1233.53	1381.56	1579.52	1702.73
	84”(2134mm)	SUSC-2484-FNGUNNN	863.07	991.62	1133.05	1286.21	1440.66	1647.26	1775.81
	90”(2286mm)	SUSC-2490-FNGUNNN	898.23	1032.12	1179.43	1338.89	1499.76	1715.00	1848.89
96”(2438mm)	SUSC-2496-FNGUNNN	933.39	1072.62	1225.81	1391.57	1558.86	1782.74	1921.97	

# Belong Plus

## Center Screen

### Rail Mount — Intuity Benching



SUSC-FNBUNNN  
Class YA1 – Discount Group XIII

#### Features

- Includes fabric screen and attachment hardware.
- Fabric surface is tackable.
- Screen and brackets are field installed.

#### Specification Tips

- Not for use on end of worksurface or between in-line worksurfaces.
- Not for use with benching end worksurface or return worksurface.
- Screen width can span multiple sections, be equal to or less than width of starter kit, add-on kit, or worksurface.
- Screen width must be reduced for Top Feed applications.
- Screen pressure-fits into rail inset channel; the 1.5”(38mm) open channel will be visible if screens are not specified.
- Fabric application guidelines:
  - 54”(1372mm)W rolls require railroad on screens >52”(1321mm)
  - 60”(1524mm) and 66”(1676mm)W rolls require railroad on screens >60”(1524mm)
- Screen is non-load bearing.
- **Designed to work with separately specified Belong Plus Screen Rail (SURS-0224- ).**
- **Not designed to work with Belong Screen Rail (KUSR-0224- ).**
- **Separately specified alignment clips (SUSF-0000) are required when positioning multiple screens in an inline condition and have 0.5”(13mm) or less spacing between screens.**
- Refer to Specification Guide for screen and bracket dimensions.
- Refer to product specific Specification Guide for fit, stability and load guidelines.

#### To Order, Specify:

- 1) Product number.
- 2) Fabric color.

**Note:** Screen will be visibly marked where attachment hardware is to be installed. Screen supports cannot be field modified.

Height	Width	Number	Fabric						
			A	B	C	D	E	F	G
14”(356mm)	24”(610mm)	SUSC-1424-FNBUNNN	\$ 389.17	\$ 445.72	\$ 507.95	\$ 575.81	\$ 643.66	\$ 734.16	\$ 790.71
	30”(762mm)	SUSC-1430-FNBUNNN	424.33	486.22	554.33	628.49	702.76	801.90	863.79
	36”(914mm)	SUSC-1436-FNBUNNN	459.49	526.72	600.71	681.17	761.86	869.64	936.87
	42”(1067mm)	SUSC-1442-FNBUNNN	494.65	567.22	647.09	733.85	820.96	937.38	1009.95
	48”(1219mm)	SUSC-1448-FNBUNNN	529.81	607.72	693.47	786.53	880.06	1005.12	1083.03
	54”(1372mm)	SUSC-1454-FNBUNNN	564.97	648.22	739.85	839.21	939.16	1072.86	1156.11
	60”(1524mm)	SUSC-1460-FNBUNNN	600.13	688.72	786.23	891.89	998.26	1140.60	1229.19
	66”(1676mm)	SUSC-1466-FNBUNNN	635.29	729.22	832.61	944.57	1057.36	1208.34	1302.27
	72”(1829mm)	SUSC-1472-FNBUNNN	670.45	769.72	878.99	997.25	1116.46	1276.08	1375.35
	78”(1981mm)	SUSC-1478-FNBUNNN	705.61	810.22	925.37	1049.93	1175.56	1343.82	1448.43
	84”(2134mm)	SUSC-1484-FNBUNNN	740.77	850.72	971.75	1102.61	1234.66	1411.56	1521.51
22”(559mm)	24”(610mm)	SUSC-2224-FNBUNNN	\$ 487.01	\$ 558.44	\$ 636.99	\$ 722.69	\$ 808.46	\$ 922.72	\$ 994.15
	30”(762mm)	SUSC-2230-FNBUNNN	522.17	598.94	683.37	775.37	867.56	990.46	1067.23
	36”(914mm)	SUSC-2236-FNBUNNN	557.33	639.44	729.75	828.05	926.66	1058.20	1140.31
	42”(1067mm)	SUSC-2242-FNBUNNN	592.49	679.94	776.13	880.73	985.76	1125.94	1213.39
	48”(1219mm)	SUSC-2248-FNBUNNN	627.65	720.44	822.51	933.41	1044.86	1193.68	1286.47
	54”(1372mm)	SUSC-2254-FNBUNNN	662.81	760.94	868.89	986.09	1103.96	1261.42	1359.55
	60”(1524mm)	SUSC-2260-FNBUNNN	697.97	801.44	915.27	1038.77	1163.06	1329.16	1432.63
	66”(1676mm)	SUSC-2266-FNBUNNN	733.13	841.94	961.65	1091.45	1222.16	1396.90	1505.71
	72”(1829mm)	SUSC-2272-FNBUNNN	768.29	882.44	1008.03	1144.13	1281.26	1464.64	1578.79
	78”(1981mm)	SUSC-2278-FNBUNNN	803.45	922.94	1054.41	1196.81	1340.36	1532.38	1651.87
	84”(2134mm)	SUSC-2284-FNBUNNN	838.61	963.44	1100.79	1249.49	1399.46	1600.12	1724.95
90”(2286mm)	90”(2286mm)	SUSC-2290-FNBUNNN	873.77	1003.94	1147.17	1302.17	1458.56	1667.86	1798.03
	96”(2438mm)	SUSC-2296-FNBUNNN	908.93	1044.44	1193.55	1354.85	1517.66	1735.60	1871.11

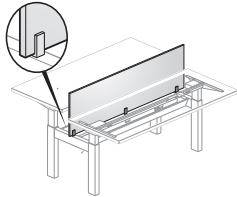
# Belong Plus

## Center Screen

### Planes and Planes LT Benching



(Center Screen shown on Planes Single Sided)  
SUSC-FNAHNNS



(Center Screen shown on Planes Double Sided)



(Center Screen shown on Planes 120°)  
SUSC-FNAHNND  
Class YA1 – Discount Group XIII

#### Features

- Includes fabric screen and attachment hardware.
- Fabric surface is tackable.
- Screen and brackets are field installed.

#### Specification Tips

- Designed for use with Planes and Planes LT Height Adjustable Benching only.
- **Not for use on Height Adjustable Tables.**
- Not for use on end of worksurface or between in-line worksurfaces.
- Specify screen width to match benching width.
- Screen mounting:
  - 18"(457mm) and 26"(660mm)H for use with Planes and Planes LT single-stage electric.
  - 23"(584mm) and 31"(787mm)H for use with dual-stage Planes and Planes LT.
- Fabric application guidelines:
  - 54"(1372mm)W rolls require railroad on screens >52"(1321mm)
  - 60"(1524mm) and 66"(1676mm)W rolls require railroad on screens >60"(1524mm)
- Screen is non-load bearing.
- Dimensions shown are nominal. Refer to Specification Guide/Product Details for actual screen dimensions.
- Refer to product specific Specification Guide for fit, stability and load guidelines.

#### To Order, Specify:

- 1) Product number.
- 2) Fabric color.
- 3) Bracket trim color.

**Note:** \$6.89 upcharge list for Grade B trim colors.

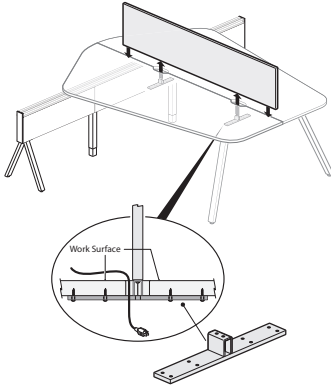
**Note:** Screen will be visibly marked where attachment hardware is to be installed. Screen supports cannot be field modified.

Height	Width	Number	Fabric						
			A	B	C	D	E	F	G
<b>Single Stage</b>									
18"(457mm)	46"(1168mm)	SUSC-1846-FNAHNNS	\$ 646.88	\$ 730.45	\$ 822.40	\$ 922.28	\$1022.63	\$ 1156.69	\$1240.26
	52"(1321mm)	SUSC-1852-FNAHNNS	682.04	770.95	868.78	974.96	1081.73	1224.43	1313.34
	58"(1473mm)	SUSC-1858-FNAHNNS	717.20	811.45	915.16	1027.64	1140.83	1292.17	1386.42
	64"(1626mm)	SUSC-1864-FNAHNNS	752.36	851.95	961.54	1080.32	1199.93	1359.91	1459.50
	70"(1778mm)	SUSC-1870-FNAHNNS	787.52	892.45	1007.92	1133.00	1259.03	1427.65	1532.58
26"(660mm)	46"(1168mm)	SUSC-2646-FNAHNNS	\$ 744.72	\$ 843.17	\$ 951.44	\$ 1069.16	\$ 1187.43	\$ 1345.25	\$1443.70
	52"(1321mm)	SUSC-2652-FNAHNNS	779.88	883.67	997.82	1121.84	1246.53	1412.99	1516.78
	58"(1473mm)	SUSC-2658-FNAHNNS	815.04	924.17	1044.20	1174.52	1305.63	1480.73	1589.86
	64"(1626mm)	SUSC-2664-FNAHNNS	850.20	964.67	1090.58	1227.20	1364.73	1548.47	1662.94
	70"(1778mm)	SUSC-2670-FNAHNNS	885.36	1005.17	1136.96	1279.88	1423.83	1616.21	1736.02
<b>Dual Stage</b>									
23"(584mm)	46"(1168mm)	SUSC-2346-FNAHNND	\$ 708.03	\$ 800.90	\$ 903.05	\$ 1014.08	\$ 1125.63	\$ 1274.54	\$ 1367.41
	52"(1321mm)	SUSC-2352-FNAHNND	743.19	841.40	949.43	1066.76	1184.73	1342.28	1440.49
	58"(1473mm)	SUSC-2358-FNAHNND	778.35	881.90	995.81	1119.44	1243.83	1410.02	1513.57
	64"(1626mm)	SUSC-2364-FNAHNND	813.51	922.40	1042.19	1172.12	1302.93	1477.76	1586.65
	70"(1778mm)	SUSC-2370-FNAHNND	848.67	962.90	1088.57	1224.80	1362.03	1545.50	1659.73
31"(787mm)	46"(1168mm)	SUSC-3146-FNAHNND	\$ 895.38	\$ 1003.13	\$ 1121.60	\$ 1250.47	\$ 1379.94	\$ 1552.61	\$1660.36
	52"(1321mm)	SUSC-3152-FNAHNND	930.54	1043.63	1167.98	1303.15	1439.04	1620.35	1733.44
	58"(1473mm)	SUSC-3158-FNAHNND	965.70	1084.13	1214.36	1355.83	1498.14	1688.09	1806.52
	64"(1626mm)	SUSC-3164-FNAHNND	1000.86	1124.63	1260.74	1408.51	1557.24	1755.83	1879.60
	70"(1778mm)	SUSC-3170-FNAHNND	1036.02	1165.13	1307.12	1461.19	1616.34	1823.57	1952.68

# Belong Plus

## Center Screen

### Half Convergent Adaptable Worksurfaces



SUSC-FNZANNN  
Class YA1 – Discount Group XIII

#### Features

- Includes fabric screen and attachment hardware.
- Fabric surface is tackable.
- Screen and brackets are field installed.

#### Specification Tips

- For use with Half Convergent Worksurface applications, only.
- Both the left-hand and right-hand Half Convergent Worksurface must be specified with wireways to accommodate the center screen support brackets.
- Back-to-Back half convergent worksurface must be mounted with off modular worksurface brackets on Work Rail Top Trim only.
- Not for use with worksurface cantilever brackets due to interference with notches.
- Specify the 42”(1067mm)W center screen for use with a 60”(1524mm) length Half Convergent Worksurface and a 48”(1219mm)W center screen for a 72”(1829mm) length Half Convergent Worksurface.

#### To Order, Specify:

- 1) Product number.
- 2) Fabric color.
- 3) Bracket trim color.

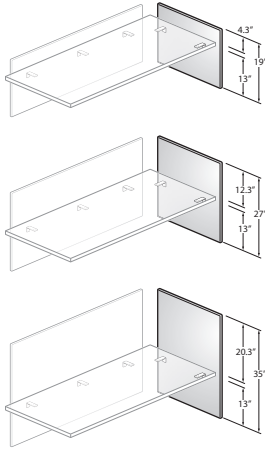
**Note:** \$6.89 upcharge list for Grade B trim colors.

Height	Width	Number	Fabric						
			A	B	C	D	E	F	G
14”(356mm)	42”(1067mm)	SUSC-1442-FNZANNN	\$ 574.52	\$647.09	\$ 726.96	\$ 813.72	\$ 900.83	\$ 1017.25	\$1089.82
	48”(1219mm)	SUSC-1448-FNZANNN	609.68	687.59	773.34	866.40	959.93	1084.99	1162.90
22”(559mm)	42”(1067mm)	SUSC-2242-FNZANNN	\$672.36	\$ 759.81	\$856.00	\$960.60	\$1065.63	\$ 1205.81	\$1293.26
	48”(1219mm)	SUSC-2248-FNZANNN	707.52	800.31	902.38	1013.28	1124.73	1273.55	1366.34

# Belong Plus

## End Screen – Modesty

### Adaptable Worksurfaces, Height Adjustable Benching and Height Adjustable Tables



SUSE-FNUUNNN  
Class YA1 – Discount Group XIII

#### Features

- Includes fabric screen and attachment hardware.
- Fabric surface is tackable.
- Screen and brackets are field installed.

#### Specification Tips

- Not for use on knife edge.
- Designed to mount to worksurfaces along 24"(610mm), 30"(762mm) and 36"(914mm) depths.
- Not for use on back of worksurface or between in-line worksurfaces.
- Screen width can be specified to match depth of worksurface or be less than worksurface size. **Screen cannot overhang component.**
- 1.125"(29mm) gap between screen and horizontal surface allows installation of work tools.
- Screen mounting:
  - 19"(483mm)H: 4.3125"(110mm) above worksurface; 13"(330mm) from bottom of worksurface to bottom of screen
  - 27"(686mm)H: 12.3125"(313mm) above worksurface; 13"(330mm) from bottom of worksurface to bottom of screen
  - 35"(889mm)H: 20.3125"(516mm) above worksurface; 13"(330mm) from bottom of worksurface to bottom of screen
- Screens are non-load bearing.
- **Designed to work with separately specified Belong Plus Screen Rail (SURS-0224- ).**
- **Not designed to work with Belong Screen Rail (KUSR-0224- ).**
- Refer to Specification Guide for bracket and screen dimensions.
- Check worksurface support for feasibility with screen.

#### To Order, Specify:

- 1) Product number.
- 2) Fabric color.
- 3) Bracket trim color.

**Note:** \$6.89 upcharge list for Grade B trim colors.

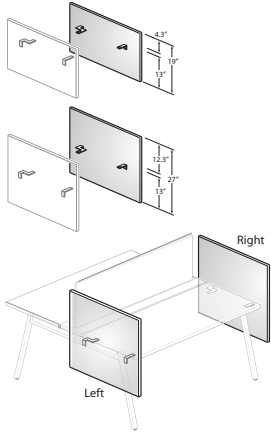
**Note:** Screen will be visibly marked where attachment hardware is to be installed. Screen supports cannot be field modified. To achieve proper alignment, installation must be performed using eparts tool #4470-4001.

Height	Width	Number	Fabric						
			A	B	C	D	E	F	G
<b>Adaptable Worksurfaces / Height Adjustable Benching</b>									
19"(483mm)	24"(610mm)	SUSE-1924-FNUUNNN	\$ 425.65	\$ 486.43	\$ 553.51	\$ 626.41	\$ 699.45	\$ 796.87	\$ 857.71
	30"(762mm)	SUSE-1930-FNUUNNN	471.19	538.81	613.57	694.63	776.01	884.47	952.21
	36"(914mm)	SUSE-1936-FNUUNNN	516.73	591.19	673.63	762.85	852.57	972.07	1046.71
27"(686mm)	24"(610mm)	SUSE-2724-FNUUNNN	\$ 522.53	\$ 598.03	\$ 681.51	\$ 772.09	\$ 862.57	\$ 983.83	\$1059.23
	30"(762mm)	SUSE-2730-FNUUNNN	568.07	650.41	741.57	840.31	939.13	1071.43	1153.73
	36"(914mm)	SUSE-2736-FNUUNNN	613.61	702.79	801.63	908.53	1015.69	1159.03	1248.23
35"(889mm)	24"(610mm)	SUSE-3524-FNUUNNN	\$ 646.95	\$ 737.17	\$ 837.05	\$ 945.31	\$1053.23	\$ 1198.33	\$1288.29
	30"(762mm)	SUSE-3530-FNUUNNN	692.49	789.55	897.11	1013.53	1129.79	1285.93	1382.79
	36"(914mm)	SUSE-3536-FNUUNNN	738.03	841.93	957.17	1081.75	1206.35	1373.53	1477.29
<b>Height Adjustable Tables / Height Adjustable Benching</b>									
19"(483mm)	23"(584mm)	SUSE-1923-FNUUNNN	\$ 418.06	\$ 477.70	\$ 543.50	\$ 615.04	\$ 686.69	\$ 782.27	\$ 841.96
	29"(737mm)	SUSE-1929-FNUUNNN	463.60	530.08	603.56	683.26	763.25	869.87	936.46
27"(686mm)	23"(584mm)	SUSE-2723-FNUUNNN	\$ 514.94	\$ 589.30	\$ 671.50	\$ 760.72	\$ 849.81	\$ 969.23	\$1043.48
	29"(737mm)	SUSE-2729-FNUUNNN	560.48	641.68	731.56	828.94	926.37	1056.83	1137.98
35"(889mm)	23"(584mm)	SUSE-3523-FNUUNNN	\$ 639.36	\$ 728.44	\$ 827.04	\$ 933.94	\$1040.47	\$ 1183.73	\$1272.54
	29"(737mm)	SUSE-3529-FNUUNNN	684.90	780.82	887.10	1002.16	1117.03	1271.33	1367.04

# Belong Plus

## End Screen – Modesty

### Intuity Benching



SUSE-FNUUNLN  
Class YA1 – Discount Group XIII

#### Features

- Includes fabric screen and attachment hardware.
- Fabric surface is tackable.
- Screen and brackets are field installed.
- Screen is handed.

#### Specification Tips

- Not for use with knife edge.
- **Designed to be used with Angled Legs (steel).**
- **Screen width must be specified to match depth of worksurface. Screen cannot overhang component.**
- 1.125"(29mm) gap between screen and horizontal surface allows installation of work tools.
- Screen mounting:
  - 19"(483mm)H: 4.3125"(110mm) above worksurface; 13"(330mm) from bottom of worksurface to bottom of screen
  - 27"(686mm)H: 12.3125"(313mm) above worksurface; 13"(330mm) from bottom of worksurface to bottom of screen
  - 35"(889mm)H: 20.3125"(516mm) above worksurface; 13"(330mm) from bottom of worksurface to bottom of screen
- Screens are non-load bearing.
- **Designed to work with separately specified Belong Plus Screen Rail (SURS-0224- ).**
- **Not designed to work with Belong Screen Rail (KUSR-0224- ).**
- See Specification Guide for bracket and screen dimensions.

#### To Order, Specify:

1) Product number, including:

**1 Orientation:**

**L** Left-hand

**R** Right-hand

2) Fabric color.

3) Bracket trim color.

**Note:** \$6.89 upcharge list for Grade B trim colors.

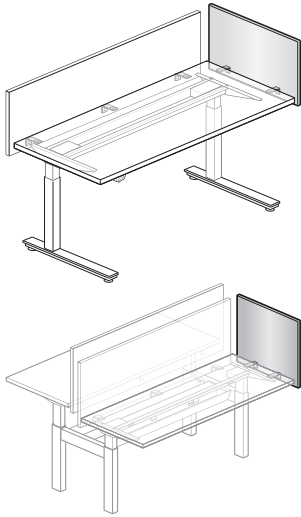
**Note:** Screen will be visibly marked where attachment hardware is to be installed. Screen supports cannot be field modified. To achieve proper alignment, installation must be performed using eparts tool #4470-4001.

Height	Width	Number	①	Fabric						
				A	B	C	D	E	F	G
19"(483mm)	24"(610mm)	SUSE-1924-FNUUN	N	\$ 425.65	\$ 486.43	\$ 553.51	\$ 626.41	\$ 699.45	\$ 796.87	\$ 857.71
	30"(762mm)	SUSE-1930-FNUUN	N	471.19	538.81	613.57	694.63	776.01	884.47	952.21
27"(686mm)	24"(610mm)	SUSE-2724-FNUUN	N	\$ 522.53	\$ 598.03	\$ 681.51	\$ 772.09	\$ 862.57	\$ 983.83	\$1059.23
	30"(762mm)	SUSE-2730-FNUUN	N	568.07	650.41	741.57	840.31	939.13	1071.43	1153.73
35"(889mm)	24"(610mm)	SUSE-3524-FNUUN	N	\$646.95	\$ 737.17	\$837.05	\$ 945.31	\$1053.23	\$ 1198.33	\$1288.29
	30"(762mm)	SUSE-3530-FNUUN	N	692.49	789.55	897.11	1013.53	1129.79	1285.93	1382.79

# Belong Plus

## End Screen – No Modesty

### Height Adjustable Tables and Height Adjustable Benching



SUSE-FNUHNNN  
Class YA1 – Discount Group XIII

#### Features

- Includes fabric screen and attachment hardware.
- Fabric surface is tackable.
- Screen and brackets are field installed.

#### Specification Tips

- Designed to mount to Height Adjustable Tables or Benching.
- **Cannot be located between two benches, must be located at the end.**
- Screen width can be specified to match depth of worksurface or be less than worksurface size. **Screen cannot overhang component.**
- 1125”(29mm) gap between screen and horizontal surface allows installation of work tools.
- Screen mounting:
  - 17”(432mm)H: 4.3125”(110mm) above worksurface
  - 25”(635mm)H: 12.3125”(313mm) above worksurface
- Screens are non-load bearing.
- **Designed to work with separately specified Belong Plus Screen Rail (SURS-0224- ).**
- **Not designed to work with Belong Screen Rail (KUSR-0224- ).**
- See Specification Guide for bracket and screen dimensions.

#### To Order, Specify:

- 1) Product number.
- 2) Fabric color.
- 3) Bracket trim color.

**Note:** \$6.89 upcharge list for Grade B trim colors.

**Note:** Screen will be visibly marked where attachment hardware is to be installed. Screen supports cannot be field modified. To achieve proper alignment, installation must be performed using eparts tool #4470-4001.

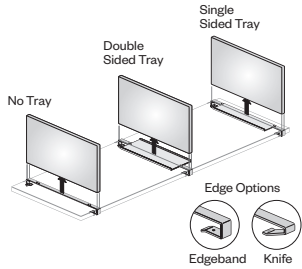
Height	Width	Number	Fabric						
			A	B	C	D	E	F	G
17”(432mm)	23”(584mm)	SUSE-1723-FNUHNNN	\$393.84	\$449.80	\$ 511.50	\$ 578.62	\$ 645.91	\$ 735.53	\$ 791.58
	24”(610mm)	SUSE-1724-FNUHNNN	401.43	458.53	521.51	589.99	658.67	750.13	807.33
	29”(737mm)	SUSE-1729-FNUHNNN	439.38	502.18	571.56	646.84	722.47	823.13	886.08
	30”(762mm)	SUSE-1730-FNUHNNN	446.97	510.91	581.57	658.21	735.23	837.73	901.83
	35”(889mm)	SUSE-1735-FNUHNNN	484.92	554.56	631.62	715.06	799.03	910.73	980.58
25”(635mm)	23”(584mm)	SUSE-2523-FNUHNNN	\$490.72	\$ 561.40	\$639.50	\$ 724.30	\$809.03	\$ 922.49	\$ 993.10
	24”(610mm)	SUSE-2524-FNUHNNN	498.31	570.13	649.51	735.67	821.79	937.09	1008.85
	29”(737mm)	SUSE-2529-FNUHNNN	536.26	613.78	699.56	792.52	885.59	1010.09	1087.60
	30”(762mm)	SUSE-2530-FNUHNNN	543.85	622.51	709.57	803.89	898.35	1024.69	1103.35
	35”(889mm)	SUSE-2535-FNUHNNN	581.80	666.16	759.62	860.74	962.15	1097.69	1182.10



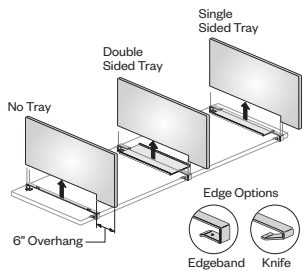
# Belong Plus

## Territory Screen

### Height Adjustable Benching and Tables, Intuity Benching without Access Hatch, Adaptable WS



SUST-FNO



SUST-FN6

Class YA1 – Discount Group XIII

#### Features

- Includes fabric screen, attachment hardware and:
  - Tray Options:
    - No tray
    - Single Sided Tray
    - Double Sided Tray
- Edge Option Edgeband (J) and Knife (U) work with laminate and wood veneer.
- Screen is available with or without 6”(152mm) overhang.
- Fabric surface is tackable.
- Screen and brackets are field installed.

#### Specification Tips

- **Screen must match worksurface depth and user edge profile. Attaches to front and back with bracket.**
- Must be offset from supports flush to user edge and back of the worksurface.
- Tray Option: No Tray, Single-Sided Tray, and Double-Sided Tray are available with no overhang or a 6”(152mm) overhang.
- See Specification Guide for screen dimensions.
- See product specific Specification Guide for additional applications.

#### To Order, Specify:

1) Product number, including:

**1 Edge Option:**

**J** Edgeband

**U** Knife

2) Fabric color.

3) Base tray or bracket trim color.

**Note: \$9.84** upcharge list for Grade B trim colors.

**Note:** Screen will be visibly marked where attachment hardware is to be installed. Screen supports cannot be field modified.

# Belong Plus

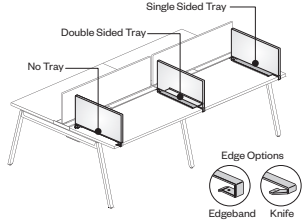
## Territory Screen

Height	Worksurface		Fabric	Fabric						
	Depth	Number		A	B	C	D	E	F	G
<b>No Overhang - No Tray</b>										
13"(330mm)	23"(584mm)	SUST-1323-FNO	NNN	\$ 584.37	\$ 589.52	\$ 595.02	\$ 601.17	\$ 607.32	\$ 615.32	\$ 620.42
	24"(610mm)	SUST-1324-FNO	NNN	591.06	597.24	603.84	611.22	618.60	628.20	634.32
	29"(737mm)	SUST-1329-FNO	NNN	624.51	635.84	647.94	661.47	675.00	692.60	703.82
	30"(762mm)	SUST-1330-FNO	NNN	631.20	643.56	656.76	671.52	686.28	705.48	717.72
<b>No Overhang - Single Sided Tray</b>										
13"(330mm)	23"(584mm)	SUST-1323-FNO	SNN	\$ 722.10	\$ 727.25	\$ 732.75	\$ 738.90	\$ 745.05	\$ 753.05	\$ 758.15
	24"(610mm)	SUST-1324-FNO	SNN	728.79	734.97	741.57	748.95	756.33	765.93	772.05
	29"(737mm)	SUST-1329-FNO	SNN	762.24	773.57	785.67	799.20	812.73	830.33	841.55
	30"(762mm)	SUST-1330-FNO	SNN	768.93	781.29	794.49	809.25	824.01	843.21	855.45
<b>No Overhang - Double Sided Tray</b>										
13"(330mm)	23"(584mm)	SUST-1323-FNO	RNN	\$ 761.46	\$ 766.61	\$ 772.11	\$ 778.26	\$ 784.41	\$ 792.41	\$ 797.51
	24"(610mm)	SUST-1324-FNO	RNN	768.15	774.33	780.93	788.31	795.69	805.29	811.41
	29"(737mm)	SUST-1329-FNO	RNN	801.60	812.93	825.03	838.56	852.09	869.69	880.91
	30"(762mm)	SUST-1330-FNO	RNN	808.29	820.65	833.85	848.61	863.37	882.57	894.81
<b>6" Overhang - No Tray</b>										
13"(330mm)	23"(584mm)	SUST-1323-FN6	NNN	\$ 624.51	\$ 635.84	\$ 647.94	\$ 661.47	\$ 675.00	\$ 692.60	\$ 703.82
	24"(610mm)	SUST-1324-FN6	NNN	631.20	643.56	656.76	671.52	686.28	705.48	717.72
	29"(737mm)	SUST-1329-FN6	NNN	664.65	682.16	700.86	721.77	742.68	769.88	787.22
	30"(762mm)	SUST-1330-FN6	NNN	671.34	689.88	709.68	731.82	753.96	782.76	801.12
<b>6" Overhang - Single Sided Tray</b>										
13"(330mm)	23"(584mm)	SUST-1323-FN6	SNN	\$ 762.24	\$ 773.57	\$ 785.67	\$ 799.20	\$ 812.73	\$ 830.33	\$ 841.55
	24"(610mm)	SUST-1324-FN6	SNN	768.93	781.29	794.49	809.25	824.01	843.21	855.45
	29"(737mm)	SUST-1329-FN6	SNN	802.38	819.89	838.59	859.50	880.41	907.61	924.95
	30"(762mm)	SUST-1330-FN6	SNN	809.07	827.61	847.41	869.55	891.69	920.49	938.85
<b>6" Overhang - Double Sided Tray</b>										
13"(330mm)	23"(584mm)	SUST-1323-FN6	RNN	\$ 801.60	\$ 812.93	\$ 825.03	\$ 838.56	\$ 852.09	\$ 869.69	\$ 880.91
	24"(610mm)	SUST-1324-FN6	RNN	808.29	820.65	833.85	848.61	863.37	882.57	894.81
	29"(737mm)	SUST-1329-FN6	RNN	841.74	859.25	877.95	898.86	919.77	946.97	964.31
	30"(762mm)	SUST-1330-FN6	RNN	848.43	866.97	886.77	908.91	931.05	959.85	978.21

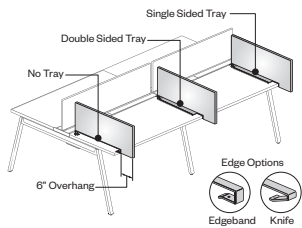
# Belong Plus

## Territory Screen

### Intuity Benching with Access Hatch



SUST-FN0



SUST-FN6

Class YA1 – Discount Group XIII

#### Features

- Includes fabric screen, attachment hardware and:
  - Tray Options:
    - No tray
    - Single Sided Tray
    - Double Sided Tray
- Edge Option Edgeband (J) and Knife (U) work with laminate and wood veneer.
- Screen is available with or without 6”(152mm) overhang.
- Fabric surface is tackable.
- Screen and brackets are field installed.

#### Specification Tips

- Screen must match worksurface depth. Attaches to front and back of worksurface with brackets.**
- Not for use with Intuity Benching without Access Hatch.**
- Must be offset from Straight Legs.
- Tray Option: No Tray, Single-Sided Tray, and Double-Sided Tray are available with no overhang or a 6”(152mm) overhang.
- See Specification Guide for screen dimensions.
- See Intuity Benching Specification Guide for additional applications.

#### To Order, Specify:

1) Product number, including:

**1** Edge Option:

**J** Edgeband

**U** Knife

2) Fabric color.

3) Base tray or bracket trim color.

**Note:** \$9.84 upcharge list for Grade B trim colors.

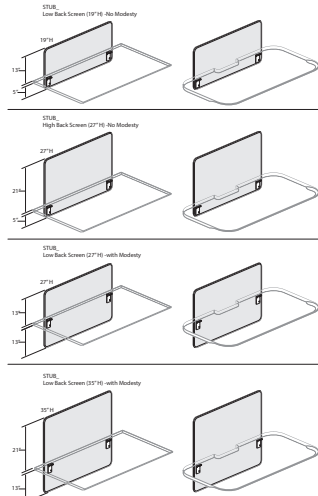
**Note:** Screen will be visibly marked where attachment hardware is to be installed. Screen supports cannot be field modified.

Height	Actual Worksurface Depth	Nominal Worksurface Depth	Number	①	Fabric A	B	C	D	E	F	G
<b>No Overhang - No Tray</b>											
13”(330mm)	19”(483mm)	24”(610mm)	SUST-1319-FN0	NNN	\$ 557.61	\$ 558.64	\$ 559.74	\$ 560.97	\$ 562.20	\$ 563.80	\$ 564.82
	25”(635mm)	30”(762mm)	SUST-1325-FN0	NNN	597.75	604.96	612.66	621.27	629.88	641.08	648.22
<b>No Overhang - Single Sided Tray</b>											
13”(330mm)	19”(483mm)	24”(610mm)	SUST-1319-FN0	SNN	\$ 695.34	\$ 696.37	\$ 697.47	\$ 698.70	\$ 699.93	\$ 701.53	\$ 702.55
	25”(635mm)	30”(762mm)	SUST-1325-FN0	SNN	735.48	742.69	750.39	759.00	767.61	778.81	785.95
<b>No Overhang - Double Sided Tray</b>											
13”(330mm)	19”(483mm)	24”(610mm)	SUST-1319-FN0	RNN	\$ 734.70	\$ 735.73	\$ 736.83	\$ 738.06	\$ 739.29	\$ 740.89	\$ 741.91
	25”(635mm)	30”(762mm)	SUST-1325-FN0	RNN	774.84	782.05	789.75	798.36	806.97	818.17	825.31
<b>6” Overhang - No Tray</b>											
13”(330mm)	19”(483mm)	24”(610mm)	SUST-1319-FN6	NNN	\$ 597.75	\$ 604.96	\$ 612.66	\$ 621.27	\$ 629.88	\$ 641.08	\$ 648.22
	25”(635mm)	30”(762mm)	SUST-1325-FN6	NNN	637.89	651.28	665.58	681.57	697.56	718.36	731.62
<b>6” Overhang - Single Sided Tray</b>											
13”(330mm)	19”(483mm)	24”(610mm)	SUST-1319-FN6	SNN	\$ 735.48	\$ 742.69	\$ 750.39	\$ 759.00	\$ 767.61	\$ 778.81	\$ 785.95
	25”(635mm)	30”(762mm)	SUST-1325-FN6	SNN	775.62	789.01	803.31	819.30	835.29	856.09	869.35
<b>6” Overhang - Double Sided Tray</b>											
13”(330mm)	19”(483mm)	24”(610mm)	SUST-1319-FN6	RNN	\$ 774.84	\$ 782.05	\$ 789.75	\$ 798.36	\$ 806.97	\$ 818.17	\$ 825.31
	25”(635mm)	30”(762mm)	SUST-1325-FN6	RNN	814.98	828.37	842.67	858.66	874.65	895.45	908.71

# Compose Echo

## Back Screen – Modesty or No Modesty

### Height Adjustable Tables or Adaptable Worksurfaces



STUB  
Class TR01 – Discount Group XXXII

#### Features

- Includes fabric screen L bracket and attachment hardware.
- Fabric surface is tackable.
- Available with modesty or no modesty.
- Screen and brackets are field installed.
- Bracket location on screen is fixed.
- Depth and width shown in nominal dimensions.

#### Specification Tips

- Designed to be used with Height Adjustable Tables and Adaptable Worksurfaces.
  - Back Screens with no modesty can be used with Planes and Planes LT Benching Single Stage only.
  - Height Adjustable Tables (Planes, Planes LT and Upside) are mounted with a 0.5”(13mm) gap or flush.
  - Compose Echo Height Adjustable Tables 46”(1168mm) and 54”(1372mm)W are mounted with a 0.5”(13mm) gap.
  - Compose Echo Height Adjustable Tables 58”(1473mm), 64”(1626mm) and 70”(1778mm)W are mounted with a 0.5”(13mm) gap or flush.
- **–L bracket locations on the screen cannot be field modified.**
- Not for use with Planes Dual Stage Low, Planes Dual Stage High, or Planes LT Height Adjustable Dual Stage Low Benching.
- Screens are non-load bearing.
- Not for use with screen rails.
- Cannot mount to worksurface knife edge.
- Back Screen may be used with worksurface guard rail.
- Back Screen with modesty mounted on Compose Echo Height Adjustable Table cannot be used with onboard storage.
- Screen specification:
  - Screen width can be specified to match width of worksurface or be less than worksurface size. **Screen cannot overhang component.**
  - For Compose Echo Height Adjustable Table – Rectangular Radius Corner order nominal screen size to match table width.
  - For Compose Echo Height Adjustable Table – Rectangular and other Height Adjustable Tables order nominal screen width 12”(305mm) greater than table width.
  - Screens are designed to stop at the tangent on the radius corner. This results in the screen being undersized to the worksurface by 12”(305mm).
  - Ensure perimeter of height adjustable table and attached components when operated are at least 1”(25mm) from adjacent objects.**
  - See product specific Specification Guide/Product Application for guidelines on pinch points when Height Adjustable Table is surrounded by walls, panels and/or other worksurfaces.**
- Screen mounting for screens without modesty:
  - 19”(483mm)H: 12.31”(313mm) above worksurface; 5”(127mm) from bottom of worksurface to bottom of screen
  - 27”(686mm)H: 20.31”(516mm) above worksurface; 5”(127mm) from bottom of worksurface to bottom of screen
- Screen mounting for screens with modesty:
  - 27”(686mm)H: 12.31”(313mm) above worksurface; 13”(330mm) from bottom of worksurface to bottom of screen
  - 35”(889mm)H: 20.31”(516mm) above worksurface; 13”(330mm) from bottom of worksurface to bottom of screen
- Screen Thickness:
  - Fabric - 0.56”(14mm)
- Fabric application guidelines:
  - 54”(1372mm)W rolls require railroad on screens >52”(1321mm)
  - 60”(1524mm) and 66”(1676mm)W rolls require railroad on screens >60”(1524mm)
- Refer to Specification Guide for screen and bracket dimensions.

**Note:** Compose Echo screens without modesty are compatible with the onboard storage mounted on Compose Echo tables.

#### To Order, Specify:

- 1) Product number.
- 2) Fabric color.
- 3) Trim color for bracket.

**Note:** \$10.90 upcharge list for Grade B trim colors.

# Compose Echo

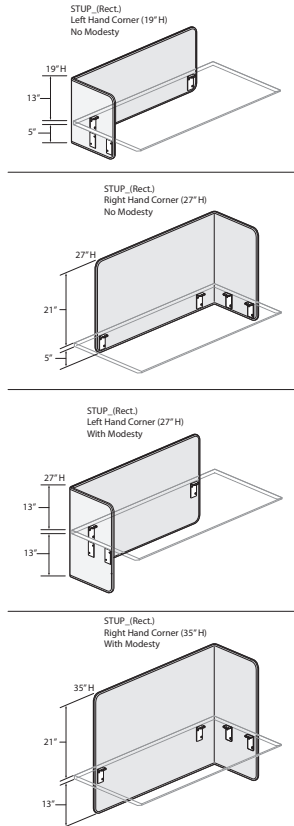
## Back Screen – Modesty or No Modesty

Height	Nominal Width	Actual Width	Number	Fabric						
				A	B	C	D	E	F	G
<b>No Modesty</b>										
19"(483mm)	34"(864mm)	22"(559mm)	STUB-1934-FNNNUN	\$ 267.05	\$ 283.40	\$ 301.93	\$ 321.55	\$ 341.17	\$ 368.42	\$ 384.77
	40"(1016mm)	28"(711mm)	STUB-1940-FNNNUN	293.21	313.46	336.49	360.79	385.09	418.88	439.19
	46"(1168mm)	34"(864mm)	STUB-1946-FNNNUN	319.37	343.52	371.05	400.03	429.01	469.34	493.61
	48"(1219mm)	36"(914mm)	STUB-1948-FNNNUN	328.09	353.54	382.57	413.11	443.65	486.16	511.75
	52"(1321mm)	40"(1016mm)	STUB-1952-FNNNUN	345.53	373.58	405.61	439.27	472.93	519.80	548.03
	54"(1372mm)	42"(1067mm)	STUB-1954-FNNNUN	354.25	383.60	417.13	452.35	487.57	536.62	566.17
	58"(1473mm)	46"(1168mm)	STUB-1958-FNNNUN	371.69	403.64	440.17	478.51	516.85	570.26	602.45
	60"(1524mm)	48"(1219mm)	STUB-1960-FNNNUN	380.41	413.66	451.69	491.59	531.49	587.08	620.59
	64"(1626mm)	52"(1321mm)	STUB-1964-FNNNUN	425.10	460.95	501.98	545.00	588.02	647.97	684.12
	66"(1676mm)	54"(1372mm)	STUB-1966-FNNNUN	433.82	470.97	513.50	558.08	602.66	664.79	702.26
	70"(1778mm)	58"(1473mm)	STUB-1970-FNNNUN	451.26	491.01	536.54	584.24	631.94	698.43	738.54
	72"(1829mm)	60"(1524mm)	STUB-1972-FNNNUN	459.98	501.03	548.06	597.32	646.58	715.25	756.68
27"(686mm)	34"(864mm)	22"(559mm)	STUB-2734-FNNNUN	\$392.40	\$ 415.31	\$ 441.20	\$ 468.74	\$496.20	\$ 534.33	\$ 557.24
	40"(1016mm)	28"(711mm)	STUB-2740-FNNNUN	418.56	445.37	475.76	507.98	540.12	584.79	611.66
	46"(1168mm)	34"(864mm)	STUB-2746-FNNNUN	444.72	475.43	510.32	547.22	584.04	635.25	666.08
	48"(1219mm)	36"(914mm)	STUB-2748-FNNNUN	453.44	485.45	521.84	560.30	598.68	652.07	684.22
	52"(1321mm)	40"(1016mm)	STUB-2752-FNNNUN	470.88	505.49	544.88	586.46	627.96	685.71	720.50
	54"(1372mm)	42"(1067mm)	STUB-2754-FNNNUN	479.60	515.51	556.40	599.54	642.60	702.53	738.64
	58"(1473mm)	46"(1168mm)	STUB-2758-FNNNUN	497.04	535.55	579.44	625.70	671.88	736.17	774.92
	60"(1524mm)	48"(1219mm)	STUB-2760-FNNNUN	505.76	545.57	590.96	638.78	686.52	752.99	793.06
	64"(1626mm)	52"(1321mm)	STUB-2764-FNNNUN	550.45	592.86	641.25	692.19	743.05	813.88	856.59
	66"(1676mm)	54"(1372mm)	STUB-2766-FNNNUN	559.17	602.88	652.77	705.27	757.69	830.70	874.73
	70"(1778mm)	58"(1473mm)	STUB-2770-FNNNUN	576.61	622.92	675.81	731.43	786.97	864.34	911.01
	72"(1829mm)	60"(1524mm)	STUB-2772-FNNNUN	585.33	632.94	687.33	744.51	801.61	881.16	929.15
<b>Modesty</b>										
27"(686mm)	34"(864mm)	22"(559mm)	STUB-2734-FNNMUN	\$392.40	\$ 415.31	\$ 441.20	\$ 468.74	\$496.20	\$ 534.33	\$ 557.24
	40"(1016mm)	28"(711mm)	STUB-2740-FNNMUN	418.56	445.37	475.76	507.98	540.12	584.79	611.66
	46"(1168mm)	34"(864mm)	STUB-2746-FNNMUN	444.72	475.43	510.32	547.22	584.04	635.25	666.08
	48"(1219mm)	36"(914mm)	STUB-2748-FNNMUN	453.44	485.45	521.84	560.30	598.68	652.07	684.22
	52"(1321mm)	40"(1016mm)	STUB-2752-FNNMUN	470.88	505.49	544.88	586.46	627.96	685.71	720.50
	54"(1372mm)	42"(1067mm)	STUB-2754-FNNMUN	479.60	515.51	556.40	599.54	642.60	702.53	738.64
	58"(1473mm)	46"(1168mm)	STUB-2758-FNNMUN	497.04	535.55	579.44	625.70	671.88	736.17	774.92
	60"(1524mm)	48"(1219mm)	STUB-2760-FNNMUN	505.76	545.57	590.96	638.78	686.52	752.99	793.06
	64"(1626mm)	52"(1321mm)	STUB-2764-FNNMUN	550.45	592.86	641.25	692.19	743.05	813.88	856.59
	66"(1676mm)	54"(1372mm)	STUB-2766-FNNMUN	559.17	602.88	652.77	705.27	757.69	830.70	874.73
	70"(1778mm)	58"(1473mm)	STUB-2770-FNNMUN	576.61	622.92	675.81	731.43	786.97	864.34	911.01
	72"(1829mm)	60"(1524mm)	STUB-2772-FNNMUN	585.33	632.94	687.33	744.51	801.61	881.16	929.15
35"(889mm)	34"(864mm)	22"(559mm)	STUB-3534-FNNMUN	\$436.00	\$ 465.47	\$ 498.72	\$ 534.18	\$569.48	\$ 618.49	\$ 647.96
	40"(1016mm)	28"(711mm)	STUB-3540-FNNMUN	462.16	495.53	533.28	573.42	613.40	668.95	702.38
	46"(1168mm)	34"(864mm)	STUB-3546-FNNMUN	488.32	525.59	567.84	612.66	657.32	719.41	756.80
	48"(1219mm)	36"(914mm)	STUB-3548-FNNMUN	497.04	535.61	579.36	625.74	671.96	736.23	774.94
	52"(1321mm)	40"(1016mm)	STUB-3552-FNNMUN	514.48	555.65	602.40	651.90	701.24	769.87	811.22
	54"(1372mm)	42"(1067mm)	STUB-3554-FNNMUN	523.20	565.67	613.92	664.98	715.88	786.69	829.36
	58"(1473mm)	46"(1168mm)	STUB-3558-FNNMUN	540.64	585.71	636.96	691.14	745.16	820.33	865.64
	60"(1524mm)	48"(1219mm)	STUB-3560-FNNMUN	549.36	595.73	648.48	704.22	759.80	837.15	883.78
	64"(1626mm)	52"(1321mm)	STUB-3564-FNNMUN	594.05	643.02	698.77	757.63	816.33	898.04	947.31
	66"(1676mm)	54"(1372mm)	STUB-3566-FNNMUN	602.77	653.04	710.29	770.71	830.97	914.86	965.45
	70"(1778mm)	58"(1473mm)	STUB-3570-FNNMUN	620.21	673.08	733.33	796.87	860.25	948.50	1001.73
	72"(1829mm)	60"(1524mm)	STUB-3572-FNNMUN	628.93	683.10	744.85	809.95	874.89	965.32	1019.87

# Compose Echo

## Corner Screen – Modesty or No Modesty

### Rectangular Height Adjustable Tables or Adaptable Convergent Worksurfaces



STUP  
Class TR01 – Discount Group XXXII

#### Features

- Includes fabric screen, L brackets and attachment hardware.
- Fabric surface is tackable.
- Available with a modesty or no modesty.
- Screen and brackets are field installed.
- Bracket location on screen is fixed.
- Depth and width shown in nominal dimensions.

#### Specification Tips

- Designed to be used with Height Adjustable Tables and Adaptable Convergent Worksurfaces.
  - Height Adjustable Tables (Planes, Planes LT and Upside) and Adaptable Convergent Worksurfaces can be mounted with a 0.5”(13mm) gap or flush.
  - Compose Echo Height Adjustable Tables 46”(1168mm) and 54”(1372mm)W are mounted with a 0.5”(13mm) gap.
  - Compose Echo Height Adjustable Tables 58”(1473mm), 64”(1626mm) and 70”(1778mm)W. Can be mounted flush or with 0.5”(13mm) gap.
  - L bracket locations on the screen cannot be field modified.** Refer to Specification Guide for bracket and screen dimensions.
- Screens are non-load bearing. Not for use with screen rails.
- Cannot mount to the knife edge of a worksurface.
- Corner Screen for Rectangular is designed for use with worksurface guard rail.
- Corner Screen with modesty cannot be used with onboard storage.
- Screen specification:
  - Screen is designed to wrap one side (depth and width) of a rectangular worksurface. Screen stops 6”(152mm) from the corner. Attaches to two sides. **Screen cannot overhang component.**
  - Screen depth will not match worksurface depth:**  
**23”(584mm)/24”(610mm) is 16”(406mm)**  
**29”(737mm)/30”(762mm) is 22”(559mm)**
  - Ensure perimeter of the height adjustable table and attached components when operated are at least 1”(25mm) from adjacent objects. See product specific Specification Guide/Product Application pages for guidelines on pinch points when a Height Adjustable Table is surrounded by walls, panels and/or other worksurfaces.**
- Not for use with Planes Dual Stage Low, Planes Dual Stage High, or Planes LT Height Adjustable Dual Stage Low Benching.
- Screen mounting for screens without modesty:
  - 19”(483mm)H: 12.31”(313mm) above worksurface; 5”(127mm) from bottom of worksurface to bottom of screen
  - 27”(686mm)H: 20.31”(516mm) above worksurface; 5”(127mm) from bottom of worksurface to bottom of screen L
- Screen mounting for screens with modesty:
  - 27”(686mm)H: 12.31”(313mm) above worksurface; 13”(330mm) from bottom of worksurface to bottom of screen
  - 35”(889mm)H: 20.31”(516mm) above worksurface; 13”(330mm) from bottom of worksurface to bottom of screen
- Screen Thickness:
  - Fabric – 0.56”(14mm)
- Fabric application guidelines:
  - 54”(1372mm)W rolls require railroad on screens >52”(1321mm)
  - 60”(1524mm) and 66”(1676mm)W rolls require railroad on screens >60”(1524mm)

**Note:** Compose Echo screens without modesty are compatible with the onboard storage mounted on Compose Echo tables.

#### To Order, Specify:

1) Product number.

**1 Orientation:**

**L** Left-hand

**R** Right-hand

2) Fabric color.

3) Trim color for bracket.

**Note:** \$10.90 upcharge list for Grade B trim colors.

# Compose Echo

## Corner Screen – Modesty or No Modesty

Height	Width	Number	①	Fabric						
				A	B	C	D	E	F	G
<b>No Modesty for use with 23"(584mm) or 24"(610mm) Table Depth</b>										
19"(483mm)	34"(864mm)	STUP-1934-FR	NUB	\$ 479.60	\$ 495.95	\$ 514.48	\$ 534.10	\$ 553.72	\$ 580.97	\$ 597.32
	40"(1016mm)	STUP-1940-FR	NUB	505.76	526.01	549.04	573.34	597.64	631.43	651.74
	46"(1168mm)	STUP-1946-FR	NUB	531.92	556.07	583.60	612.58	641.56	681.89	706.16
	48"(1219mm)	STUP-1948-FR	NUB	540.64	566.09	595.12	625.66	656.20	698.71	724.30
	52"(1321mm)	STUP-1952-FR	NUB	558.08	586.13	618.16	651.82	685.48	732.35	760.58
	54"(1372mm)	STUP-1954-FR	NUB	566.80	596.15	629.68	664.90	700.12	749.17	778.72
	58"(1473mm)	STUP-1958-FR	NUB	584.24	616.19	652.72	691.06	729.40	782.81	815.00
	60"(1524mm)	STUP-1960-FR	NUB	592.96	626.21	664.24	704.14	744.04	799.63	833.14
	64"(1626mm)	STUP-1964-FR	NUB	637.65	673.50	714.53	757.55	800.57	860.52	896.67
	66"(1676mm)	STUP-1966-FR	NUB	646.37	683.52	726.05	770.63	815.21	877.34	914.81
	70"(1778mm)	STUP-1970-FR	NUB	663.81	703.56	749.09	796.79	844.49	910.98	951.09
	72"(1829mm)	STUP-1972-FR	NUB	672.53	713.58	760.61	809.87	859.13	927.80	969.23
	76"(1930mm)	STUP-1976-FR	NUB	689.97	733.62	783.65	836.03	888.41	961.44	1005.51
	82"(2083mm)	STUP-1982-FR	NUB	716.13	763.68	818.21	875.27	932.33	1011.90	1059.93
27"(686mm)	34"(864mm)	STUP-2734-FR	NUB	\$ 604.95	\$ 627.86	\$ 653.75	\$ 681.29	\$ 708.75	\$ 746.88	\$ 769.79
	40"(1016mm)	STUP-2740-FR	NUB	631.11	657.92	688.31	720.53	752.67	797.34	824.21
	46"(1168mm)	STUP-2746-FR	NUB	657.27	687.98	722.87	759.77	796.59	847.80	878.63
	48"(1219mm)	STUP-2748-FR	NUB	665.99	698.00	734.39	772.85	811.23	864.62	896.77
	52"(1321mm)	STUP-2752-FR	NUB	683.43	718.04	757.43	799.01	840.51	898.26	933.05
	54"(1372mm)	STUP-2754-FR	NUB	692.15	728.06	768.95	812.09	855.15	915.08	951.19
	58"(1473mm)	STUP-2758-FR	NUB	709.59	748.10	791.99	838.25	884.43	948.72	987.47
	60"(1524mm)	STUP-2760-FR	NUB	718.31	758.12	803.51	851.33	899.07	965.54	1005.61
	64"(1626mm)	STUP-2764-FR	NUB	763.00	805.41	853.80	904.74	955.60	1026.43	1069.14
	66"(1676mm)	STUP-2766-FR	NUB	771.72	815.43	865.32	917.82	970.24	1043.25	1087.28
	70"(1778mm)	STUP-2770-FR	NUB	789.16	835.47	888.36	943.98	999.52	1076.89	1123.56
	72"(1829mm)	STUP-2772-FR	NUB	797.88	845.49	899.88	957.06	1014.16	1093.71	1141.70
	76"(1930mm)	STUP-2776-FR	NUB	815.32	865.53	922.92	983.22	1043.44	1127.35	1177.98
	82"(2083mm)	STUP-2782-FR	NUB	841.48	895.59	957.48	1022.46	1087.36	1177.81	1232.40
<b>No Modesty for use with 29"(737mm) or 30"(762mm) Table Depth</b>										
19"(483mm)	34"(864mm)	STUP-1934-FR	NUC	\$ 499.22	\$ 517.55	\$ 538.30	\$ 560.26	\$ 582.22	\$ 612.77	\$ 631.04
	40"(1016mm)	STUP-1940-FR	NUC	525.38	547.61	572.86	599.50	626.14	663.23	685.46
	46"(1168mm)	STUP-1946-FR	NUC	551.54	577.67	607.42	638.74	670.06	713.69	739.88
	48"(1219mm)	STUP-1948-FR	NUC	560.26	587.69	618.94	651.82	684.70	730.51	758.02
	52"(1321mm)	STUP-1952-FR	NUC	577.70	607.73	641.98	677.98	713.98	764.15	794.30
	54"(1372mm)	STUP-1954-FR	NUC	586.42	617.75	653.50	691.06	728.62	780.97	812.44
	58"(1473mm)	STUP-1958-FR	NUC	603.86	637.79	676.54	717.22	757.90	814.61	848.72
	60"(1524mm)	STUP-1960-FR	NUC	612.58	647.81	688.06	730.30	772.54	831.43	866.86
	64"(1626mm)	STUP-1964-FR	NUC	657.27	695.10	738.35	783.71	829.07	892.32	930.39
	66"(1676mm)	STUP-1966-FR	NUC	665.99	705.12	749.87	796.79	843.71	909.14	948.53
	70"(1778mm)	STUP-1970-FR	NUC	683.43	725.16	772.91	822.95	872.99	942.78	984.81
	72"(1829mm)	STUP-1972-FR	NUC	692.15	735.18	784.43	836.03	887.63	959.60	1002.95
	76"(1930mm)	STUP-1976-FR	NUC	709.59	755.22	807.47	862.19	916.91	993.24	1039.23
	82"(2083mm)	STUP-1982-FR	NUC	735.75	785.28	842.03	901.43	960.83	1043.70	1093.65
27"(686mm)	34"(864mm)	STUP-2734-FR	NUC	\$ 624.57	\$ 649.46	\$ 677.57	\$ 707.45	\$ 737.25	\$ 778.68	\$ 803.51
	40"(1016mm)	STUP-2740-FR	NUC	650.73	679.52	712.13	746.69	781.17	829.14	857.93
	46"(1168mm)	STUP-2746-FR	NUC	676.89	709.58	746.69	785.93	825.09	879.60	912.35
	48"(1219mm)	STUP-2748-FR	NUC	685.61	719.60	758.21	799.01	839.73	896.42	930.49
	52"(1321mm)	STUP-2752-FR	NUC	703.05	739.64	781.25	825.17	869.01	930.06	966.77
	54"(1372mm)	STUP-2754-FR	NUC	711.77	749.66	792.77	838.25	883.65	946.88	984.91
	58"(1473mm)	STUP-2758-FR	NUC	729.21	769.70	815.81	864.41	912.93	980.52	1021.19
	60"(1524mm)	STUP-2760-FR	NUC	737.93	779.72	827.33	877.49	927.57	997.34	1039.33
	64"(1626mm)	STUP-2764-FR	NUC	782.62	827.01	877.62	930.90	984.10	1058.23	1102.86
	66"(1676mm)	STUP-2766-FR	NUC	791.34	837.03	889.14	943.98	998.74	1075.05	1121.00
	70"(1778mm)	STUP-2770-FR	NUC	808.78	857.07	912.18	970.14	1028.02	1108.69	1157.28
	72"(1829mm)	STUP-2772-FR	NUC	817.50	867.09	923.70	983.22	1042.66	1125.51	1175.42
	76"(1930mm)	STUP-2776-FR	NUC	834.94	887.13	946.74	1009.38	1071.94	1159.15	1211.70
	82"(2083mm)	STUP-2782-FR	NUC	861.10	917.19	981.30	1048.62	1115.86	1209.61	1266.12

# Compose Echo

## Corner Screen – Modesty or No Modesty

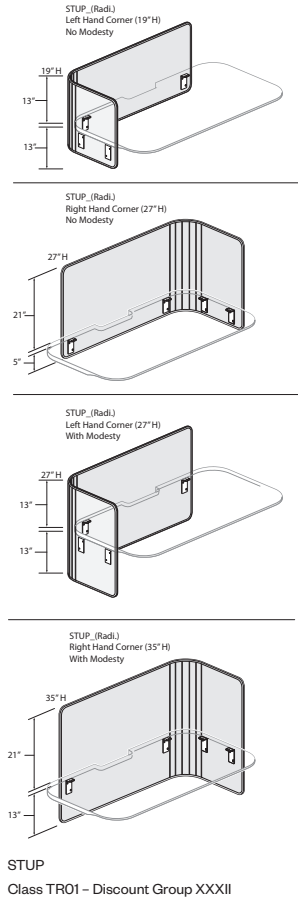
Height	Width	Number	①	Fabric						
				A	B	C	D	E	F	G
<b>Modesty for use with 23"(584mm) or 24"(610mm) Table Depth</b>										
27"(686mm)	34"(864mm)	STUP-2734-FR	MUB	\$604.95	\$ 627.86	\$ 653.75	\$ 681.29	\$ 708.75	\$ 746.88	\$ 769.79
	40"(1016mm)	STUP-2740-FR	MUB	631.11	657.92	688.31	720.53	752.67	797.34	824.21
	46"(1168mm)	STUP-2746-FR	MUB	657.27	687.98	722.87	759.77	796.59	847.80	878.63
	48"(1219mm)	STUP-2748-FR	MUB	665.99	698.00	734.39	772.85	811.23	864.62	896.77
	52"(1321mm)	STUP-2752-FR	MUB	683.43	718.04	757.43	799.01	840.51	898.26	933.05
	54"(1372mm)	STUP-2754-FR	MUB	692.15	728.06	768.95	812.09	855.15	915.08	951.19
	58"(1473mm)	STUP-2758-FR	MUB	709.59	748.10	791.99	838.25	884.43	948.72	987.47
	60"(1524mm)	STUP-2760-FR	MUB	718.31	758.12	803.51	851.33	899.07	965.54	1005.61
	64"(1626mm)	STUP-2764-FR	MUB	763.00	805.41	853.80	904.74	955.60	1026.43	1069.14
	66"(1676mm)	STUP-2766-FR	MUB	771.72	815.43	865.32	917.82	970.24	1043.25	1087.28
	70"(1778mm)	STUP-2770-FR	MUB	789.16	835.47	888.36	943.98	999.52	1076.89	1123.56
	72"(1829mm)	STUP-2772-FR	MUB	797.88	845.49	899.88	957.06	1014.16	1093.71	1141.70
	76"(1930mm)	STUP-2776-FR	MUB	815.32	865.53	922.92	983.22	1043.44	1127.35	1177.98
	82"(2083mm)	STUP-2782-FR	MUB	841.48	895.59	957.48	1022.46	1087.36	1177.81	1232.40
35"(889mm)	34"(864mm)	STUP-3534-FR	MUB	\$648.55	\$ 678.02	\$ 711.27	\$ 746.73	\$ 782.03	\$ 831.04	\$ 860.51
	40"(1016mm)	STUP-3540-FR	MUB	674.71	708.08	745.83	785.97	825.95	881.50	914.93
	46"(1168mm)	STUP-3546-FR	MUB	700.87	738.14	780.39	825.21	869.87	931.96	969.35
	48"(1219mm)	STUP-3548-FR	MUB	709.59	748.16	791.91	838.29	884.51	948.78	987.49
	52"(1321mm)	STUP-3552-FR	MUB	727.03	768.20	814.95	864.45	913.79	982.42	1023.77
	54"(1372mm)	STUP-3554-FR	MUB	735.75	778.22	826.47	877.53	928.43	999.24	1041.91
	58"(1473mm)	STUP-3558-FR	MUB	753.19	798.26	849.51	903.69	957.71	1032.88	1078.19
	60"(1524mm)	STUP-3560-FR	MUB	761.91	808.28	861.03	916.77	972.35	1049.70	1096.33
	64"(1626mm)	STUP-3564-FR	MUB	806.60	855.57	911.32	970.18	1028.88	1110.59	1159.86
	66"(1676mm)	STUP-3566-FR	MUB	815.32	865.59	922.84	983.26	1043.52	1127.41	1178.00
	70"(1778mm)	STUP-3570-FR	MUB	832.76	885.63	945.88	1009.42	1072.80	1161.05	1214.28
	72"(1829mm)	STUP-3572-FR	MUB	841.48	895.65	957.40	1022.50	1087.44	1177.87	1232.42
	76"(1930mm)	STUP-3576-FR	MUB	858.92	915.69	980.44	1048.66	1116.72	1211.51	1268.70
	82"(2083mm)	STUP-3582-FR	MUB	885.08	945.75	1015.00	1087.90	1160.64	1261.97	1323.12
<b>Modesty for use with 29"(737mm) or 30"(762mm) Table Depth</b>										
27"(686mm)	34"(864mm)	STUP-2734-FR	MUC	\$ 624.57	\$ 649.46	\$ 677.57	\$ 707.45	\$ 737.25	\$ 778.68	\$ 803.51
	40"(1016mm)	STUP-2740-FR	MUC	650.73	679.52	712.13	746.69	781.17	829.14	857.93
	46"(1168mm)	STUP-2746-FR	MUC	676.89	709.58	746.69	785.93	825.09	879.60	912.35
	48"(1219mm)	STUP-2748-FR	MUC	685.61	719.60	758.21	799.01	839.73	896.42	930.49
	52"(1321mm)	STUP-2752-FR	MUC	703.05	739.64	781.25	825.17	869.01	930.06	966.77
	54"(1372mm)	STUP-2754-FR	MUC	711.77	749.66	792.77	838.25	883.65	946.88	984.91
	58"(1473mm)	STUP-2758-FR	MUC	729.21	769.70	815.81	864.41	912.93	980.52	1021.19
	60"(1524mm)	STUP-2760-FR	MUC	737.93	779.72	827.33	877.49	927.57	997.34	1039.33
	64"(1626mm)	STUP-2764-FR	MUC	782.62	827.01	877.62	930.90	984.10	1058.23	1102.86
	66"(1676mm)	STUP-2766-FR	MUC	791.34	837.03	889.14	943.98	998.74	1075.05	1121.00
	70"(1778mm)	STUP-2770-FR	MUC	808.78	857.07	912.18	970.14	1028.02	1108.69	1157.28
	72"(1829mm)	STUP-2772-FR	MUC	817.50	867.09	923.70	983.22	1042.66	1125.51	1175.42
	76"(1930mm)	STUP-2776-FR	MUC	834.94	887.13	946.74	1009.38	1071.94	1159.15	1211.70
	82"(2083mm)	STUP-2782-FR	MUC	861.10	917.19	981.30	1048.62	1115.86	1209.61	1266.12
35"(889mm)	34"(864mm)	STUP-3534-FR	MUC	\$ 668.17	\$ 699.62	\$ 735.09	\$ 772.89	\$ 810.53	\$ 862.84	\$ 894.23
	40"(1016mm)	STUP-3540-FR	MUC	694.33	729.68	769.65	812.13	854.45	913.30	948.65
	46"(1168mm)	STUP-3546-FR	MUC	720.49	759.74	804.21	851.37	898.37	963.76	1003.07
	48"(1219mm)	STUP-3548-FR	MUC	729.21	769.76	815.73	864.45	913.01	980.58	1021.21
	52"(1321mm)	STUP-3552-FR	MUC	746.65	789.80	838.77	890.61	942.29	1014.22	1057.49
	54"(1372mm)	STUP-3554-FR	MUC	755.37	799.82	850.29	903.69	956.93	1031.04	1075.63
	58"(1473mm)	STUP-3558-FR	MUC	772.81	819.86	873.33	929.85	986.21	1064.68	1111.91
	60"(1524mm)	STUP-3560-FR	MUC	781.53	829.88	884.85	942.93	1000.85	1081.50	1130.05
	64"(1626mm)	STUP-3564-FR	MUC	826.22	877.17	935.14	996.34	1057.38	1142.39	1193.58
	66"(1676mm)	STUP-3566-FR	MUC	834.94	887.19	946.66	1009.42	1072.02	1159.21	1211.72
	70"(1778mm)	STUP-3570-FR	MUC	852.38	907.23	969.70	1035.58	1101.30	1192.85	1248.00
	72"(1829mm)	STUP-3572-FR	MUC	861.10	917.25	981.22	1048.66	1115.94	1209.67	1266.14
	76"(1930mm)	STUP-3576-FR	MUC	878.54	937.29	1004.26	1074.82	1145.22	1243.31	1302.42
	82"(2083mm)	STUP-3582-FR	MUC	904.70	967.35	1038.82	1114.06	1189.14	1293.77	1356.84



# Compose Echo

## Corner Screen – Modesty or No Modesty

### Rectangular Radius Corner Height Adjustable Tables



#### Features

- Includes fabric screen, L brackets and attachment hardware.
- Fabric surface is tackable.
- Available with a modesty or no modesty.
- Screen and brackets are field installed.
- Bracket location on screen is fixed.
- Depth and width shown in nominal dimensions.

#### Specification Tips

- Designed to be used with Compose Echo Height Adjustable Table - Rectangular Radius Corner or Worksurfaces with 6\"/>
  - Compose Echo Height Adjustable Tables 46\"/>
  - Compose Echo Height Adjustable Tables 58\"/>
- **-L bracket locations on the screen cannot be field modified.**
- Refer to Specification Guide for bracket and screen dimensions.
- Screens are non-load bearing. Not for use with screen rails.
- **Cannot mount to the knife edge of a worksurface.**
- Corner Screen for Rectangular Radius Corner is designed for use with worksurface guard rail.
- Corner Screen with modesty cannot be used with onboard storage.
- Not for use with Planes Dual Stage Low, Planes Dual Stage High, or Planes LT Height Adjustable Dual Stage Low Benching.
- Screen specification:
  - Screen is designed to wrap one side (depth and width) of a rectangular worksurface. Screen stops 6\"/>
  - Screen depth will not match worksurface depth:**  
**23\"/>
**29\"/>****
  - Ensure perimeter of the height adjustable table and attached components when operated are at least 1\"/>**
- Screen mounting for screens without modesty:
  - 19\"/>
  - 27\"/>
- Screen mounting for screens with modesty:
  - 27\"/>
  - 35\"/>
- Screen Thickness:
  - Fabric - 0.56\"/>
- Fabric application guidelines:
  - 54\"/>
  - 60\"/>
  - >60\"/>

**Note:** Compose Echo screens without modesty are compatible with the onboard storage mounted on Compose Echo tables.

#### To Order, Specify:

1) Product number.

**1 Orientation:**

**L** Left-hand

**R** Right-hand

2) Fabric color.

3) Trim color for bracket.

**Note:** **\$10.90** upcharge list for Grade B trim colors.

# Compose Echo

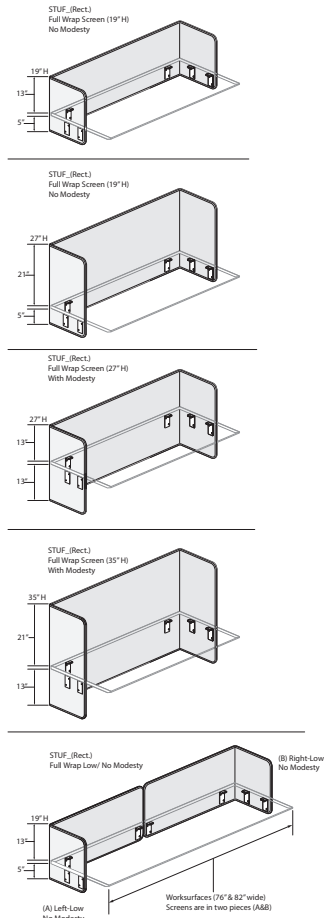
## Corner Screen – Modesty or No Modesty

Height	Width	Number	①	Fabric						
				A	B	C	D	E	F	G
<b>No Modesty for use with 23”(584mm) or 24”(610mm) Table Depth</b>										
19”(483mm)	46”(1168mm)	STUP-1946-FP	NUB	\$ 559.17	\$ 583.32	\$ 610.85	\$ 639.83	\$ 668.81	\$ 709.14	\$ 733.41
	54”(1372mm)	STUP-1954-FP	NUB	594.05	623.40	656.93	692.15	727.37	776.42	805.97
	58”(1473mm)	STUP-1958-FP	NUB	611.49	643.44	679.97	718.31	756.65	810.06	842.25
	64”(1626mm)	STUP-1964-FP	NUB	664.90	700.75	741.78	784.80	827.82	887.77	923.92
	70”(1778mm)	STUP-1970-FP	NUB	691.06	730.81	776.34	824.04	871.74	938.23	978.34
27”(686mm)	46”(1168mm)	STUP-2746-FP	NUB	\$ 684.52	\$ 715.23	\$ 750.12	\$ 787.02	\$ 823.84	\$ 875.05	\$ 905.88
	54”(1372mm)	STUP-2754-FP	NUB	719.40	755.31	796.20	839.34	882.40	942.33	978.44
	58”(1473mm)	STUP-2758-FP	NUB	736.84	775.35	819.24	865.50	911.68	975.97	1014.72
	64”(1626mm)	STUP-2764-FP	NUB	790.25	832.66	881.05	931.99	982.85	1053.68	1096.39
	70”(1778mm)	STUP-2770-FP	NUB	816.41	862.72	915.61	971.23	1026.77	1104.14	1150.81
<b>No Modesty for use with 29”(737mm) or 30”(762mm) Table Depth</b>										
19”(483mm)	46”(1168mm)	STUP-1946-FP	NUC	\$ 578.79	\$ 604.92	\$ 634.67	\$ 665.99	\$ 697.31	\$ 740.94	\$ 767.13
	54”(1372mm)	STUP-1954-FP	NUC	613.67	645.00	680.75	718.31	755.87	808.22	839.69
	58”(1473mm)	STUP-1958-FP	NUC	631.11	665.04	703.79	744.47	785.15	841.86	875.97
	64”(1626mm)	STUP-1964-FP	NUC	684.52	722.35	765.60	810.96	856.32	919.57	957.64
	70”(1778mm)	STUP-1970-FP	NUC	710.68	752.41	800.16	850.20	900.24	970.03	1012.06
27”(686mm)	46”(1168mm)	STUP-2746-FP	NUC	\$ 704.14	\$ 736.83	\$ 773.94	\$ 813.18	\$ 852.34	\$ 906.85	\$ 939.60
	54”(1372mm)	STUP-2754-FP	NUC	739.02	776.91	820.02	865.50	910.90	974.13	1012.16
	58”(1473mm)	STUP-2758-FP	NUC	756.46	796.95	843.06	891.66	940.18	1007.77	1048.44
	64”(1626mm)	STUP-2764-FP	NUC	809.87	854.26	904.87	958.15	1011.35	1085.48	1130.11
	70”(1778mm)	STUP-2770-FP	NUC	836.03	884.32	939.43	997.39	1055.27	1135.94	1184.53
<b>Modesty for use with 23”(584mm) or 24”(610mm) Table Depth</b>										
27”(686mm)	46”(1168mm)	STUP-2746-FP	MUB	\$ 684.52	\$ 715.23	\$ 750.12	\$ 787.02	\$ 823.84	\$ 875.05	\$ 905.88
	54”(1372mm)	STUP-2754-FP	MUB	719.40	755.31	796.20	839.34	882.40	942.33	978.44
	58”(1473mm)	STUP-2758-FP	MUB	736.84	775.35	819.24	865.50	911.68	975.97	1014.72
	64”(1626mm)	STUP-2764-FP	MUB	790.25	832.66	881.05	931.99	982.85	1053.68	1096.39
	70”(1778mm)	STUP-2770-FP	MUB	816.41	862.72	915.61	971.23	1026.77	1104.14	1150.81
35”(889mm)	46”(1168mm)	STUP-3546-FP	MUB	\$ 728.12	\$ 765.39	\$ 807.64	\$ 852.46	\$ 897.12	\$ 959.21	\$ 996.60
	54”(1372mm)	STUP-3554-FP	MUB	763.00	805.47	853.72	904.78	955.68	1026.49	1069.16
	58”(1473mm)	STUP-3558-FP	MUB	780.44	825.51	876.76	930.94	984.96	1060.13	1105.44
	64”(1626mm)	STUP-3564-FP	MUB	833.85	882.82	938.57	997.43	1056.13	1137.84	1187.11
	70”(1778mm)	STUP-3570-FP	MUB	860.01	912.88	973.13	1036.67	1100.05	1188.30	1241.53
<b>Modesty for use with 29”(737mm) or 30”(762mm) Table Depth</b>										
27”(686mm)	46”(1168mm)	STUP-2746-FP	MUC	\$ 704.14	\$ 736.83	\$ 773.94	\$ 813.18	\$ 852.34	\$ 906.85	\$ 939.60
	54”(1372mm)	STUP-2754-FP	MUC	739.02	776.91	820.02	865.50	910.90	974.13	1012.16
	58”(1473mm)	STUP-2758-FP	MUC	756.46	796.95	843.06	891.66	940.18	1007.77	1048.44
	64”(1626mm)	STUP-2764-FP	MUC	809.87	854.26	904.87	958.15	1011.35	1085.48	1130.11
	70”(1778mm)	STUP-2770-FP	MUC	836.03	884.32	939.43	997.39	1055.27	1135.94	1184.53
35”(889mm)	46”(1168mm)	STUP-3546-FP	MUC	\$ 747.74	\$ 786.99	\$ 831.46	\$ 878.62	\$ 925.62	\$ 991.01	\$1030.32
	54”(1372mm)	STUP-3554-FP	MUC	782.62	827.07	877.54	930.94	984.18	1058.29	1102.88
	58”(1473mm)	STUP-3558-FP	MUC	800.06	847.11	900.58	957.10	1013.46	1091.93	1139.16
	64”(1626mm)	STUP-3564-FP	MUC	853.47	904.42	962.39	1023.59	1084.63	1169.64	1220.83
	70”(1778mm)	STUP-3570-FP	MUC	879.63	934.48	996.95	1062.83	1128.55	1220.10	1275.25

# Compose Echo

## Full Wrap Screen – Modesty or No Modesty

### Rectangular Height Adjustable Tables



STUF  
Class TR01 – Discount Group XXXII

#### Features

- Includes fabric screen, L brackets and attachment hardware.
- Fabric surface is tackable.
- Available with a modesty or no modesty.
- Screen and brackets are field installed.
- Bracket location on screen is fixed.
- Depth and width shown in nominal dimensions.

#### Specification Tips

- Designed to be used with Height Adjustable Tables.
  - **Not for use on Height Adjustable Benching.**
  - Height Adjustable Tables (Planes, Planes LT and Upside) can be mounted with a 0.5”(13mm) gap or flush.
  - Compose Echo Height Adjustable Tables 46”(1168mm) and 54”(1372mm)W are mounted with a 0.5”(13mm) gap.
  - Compose Echo Height Adjustable Tables 58”(1473mm), 64”(1626mm) and 70”(1778mm)W are mounted flush or with a 0.5”(13mm) gap.
  - **L bracket locations on the screen cannot be field modified.**
- Refer to Specification Guide for bracket and screen dimensions.
- Screens are non-load bearing. Not for use with screen rails.
- Cannot mount to the knife edge of a worksurface.
- Full Wrap Screen for Rectangular Worksurface is not designed for use with worksurface guard rail.
- Full Wrap Screen with modesty mounted on Compose Echo Height Adjustable Table cannot be used with onboard storage.
- Screen specification:
  - Screen is designed to wrap fully around the depth and width of a rectangular worksurface. **Screen width must match table width. Screen cannot overhang component.**
  - **Screen depth will not match worksurface depth:**  
**23”(584mm)/24”(610mm) is 16”(406mm)**  
**29”(737mm)/30”(762mm) is 22”(559mm)**
  - **Ensure perimeter of the height adjustable table and attached components when operated are at least 1”(25mm) from adjacent objects. See product specific Specification Guide/Product Application pages for guidelines on pinch points when a Height Adjustable Table is surrounded by walls, panels and/or other worksurfaces.**
- Screen mounting for screens without modesty:
  - 19”(483mm)H: 12.31”(305mm) above worksurface; 5”(127mm) from bottom of worksurface to bottom of screen
  - 27”(686mm)H: 20.31”(508mm) above worksurface; 5”(127mm) from bottom of worksurface to bottom of screen
- Screen mounting for screens with modesty:
  - 27”(686mm)H: 12.31”(313mm) above worksurface; 13”(330mm) from bottom of worksurface to bottom of screen
  - 35”(889mm)H: 20.31”(516mm) above worksurface; 13”(330mm) from bottom of worksurface to bottom of screen
- Screen Thickness:
  - Fabric – 0.56”(14mm)
- Fabric application guidelines:
  - 54”(1372mm)W rolls require railroad on screens >52”(1321mm)
  - 60”(1524mm) and 66”(1676mm)W rolls require railroad on screens >60”(1524mm)

**Note:** Compose Echo screens without modesty are compatible with the onboard storage mounted on Compose Echo tables.

#### To Order, Specify:

- 1) Product number.
- 2) Fabric color.
- 3) Trim color for bracket.

**Note:** \$10.90 upcharge list for Grade B trim colors.

# Compose Echo

## Full Wrap Screen – Modesty or No Modesty

Height	Width	Number	Fabric						
			A	B	C	D	E	F	G
<b>No Modesty for use with 23"(584mm) or 24"(610mm) Table Depth</b>									
19"(483mm)	34"(864mm)	STUF-1934-FRNNUB	\$ 768.45	\$ 784.80	\$ 803.33	\$ 822.95	\$ 842.57	\$ 869.82	\$ 886.17
	40"(1016mm)	STUF-1940-FRNNUB	794.61	814.86	837.89	862.19	886.49	920.28	940.59
	46"(1168mm)	STUF-1946-FRNNUB	820.77	844.92	872.45	901.43	930.41	970.74	995.01
	48"(1219mm)	STUF-1948-FRNNUB	829.49	854.94	883.97	914.51	945.05	987.56	1013.15
	52"(1321mm)	STUF-1952-FRNNUB	846.93	874.98	907.01	940.67	974.33	1021.20	1049.43
	54"(1372mm)	STUF-1954-FRNNUB	855.65	885.00	918.53	953.75	988.97	1038.02	1067.57
	58"(1473mm)	STUF-1958-FRNNUB	873.09	905.04	941.57	979.91	1018.25	1071.66	1103.85
	60"(1524mm)	STUF-1960-FRNNUB	881.81	915.06	953.09	992.99	1032.89	1088.48	1121.99
	64"(1626mm)	STUF-1964-FRNNUB	926.50	962.35	1003.38	1046.40	1089.42	1149.37	1185.52
	66"(1676mm)	STUF-1966-FRNNUB	935.22	972.37	1014.90	1059.48	1104.06	1166.19	1203.66
	70"(1778mm)	STUF-1970-FRNNUB	952.66	992.41	1037.94	1085.64	1133.34	1199.83	1239.94
	72"(1829mm)	STUF-1972-FRNNUB	961.38	1002.43	1049.46	1098.72	1147.98	1216.65	1258.08
	76"(1930mm)	STUF-1976-FRNNUB	1262.22	1305.87	1355.90	1408.28	1460.66	1533.69	1577.76
	82"(2083mm)	STUF-1982-FRNNUB	1288.38	1335.93	1390.46	1447.52	1504.58	1584.15	1632.18
27"(686mm)	34"(864mm)	STUF-2734-FRNNUB	\$ 948.30	\$ 971.21	\$ 997.10	\$ 1024.64	\$ 1052.10	\$ 1090.23	\$ 1113.14
	40"(1016mm)	STUF-2740-FRNNUB	974.46	1001.27	1031.66	1063.88	1096.02	1140.69	1167.56
	46"(1168mm)	STUF-2746-FRNNUB	1000.62	1031.33	1066.22	1103.12	1139.94	1191.15	1221.98
	48"(1219mm)	STUF-2748-FRNNUB	1009.34	1041.35	1077.74	1116.20	1154.58	1207.97	1240.12
	52"(1321mm)	STUF-2752-FRNNUB	1026.78	1061.39	1100.78	1142.36	1183.86	1241.61	1276.40
	54"(1372mm)	STUF-2754-FRNNUB	1035.50	1071.41	1112.30	1155.44	1198.50	1258.43	1294.54
	58"(1473mm)	STUF-2758-FRNNUB	1052.94	1091.45	1135.34	1181.60	1227.78	1292.07	1330.82
	60"(1524mm)	STUF-2760-FRNNUB	1061.66	1101.47	1146.86	1194.68	1242.42	1308.89	1348.96
	64"(1626mm)	STUF-2764-FRNNUB	1106.35	1148.76	1197.15	1248.09	1298.95	1369.78	1412.49
	66"(1676mm)	STUF-2766-FRNNUB	1115.07	1158.78	1208.67	1261.17	1313.59	1386.60	1430.63
	70"(1778mm)	STUF-2770-FRNNUB	1132.51	1178.82	1231.71	1287.33	1342.87	1420.24	1466.91
	72"(1829mm)	STUF-2772-FRNNUB	1141.23	1188.84	1243.23	1300.41	1357.51	1437.06	1485.05
	76"(1930mm)	STUF-2776-FRNNUB	1442.07	1492.28	1549.67	1609.97	1670.19	1754.10	1804.73
	82"(2083mm)	STUF-2782-FRNNUB	1468.23	1522.34	1584.23	1649.21	1714.11	1804.56	1859.15
<b>No Modesty for use with 29"(737mm) or 30"(762mm) Table Depth</b>									
19"(483mm)	34"(864mm)	STUF-1934-FRNNUC	\$ 788.07	\$ 806.40	\$ 827.15	\$ 849.11	\$ 871.07	\$ 901.62	\$ 919.89
	40"(1016mm)	STUF-1940-FRNNUC	814.23	836.46	861.71	888.35	914.99	952.08	974.31
	46"(1168mm)	STUF-1946-FRNNUC	840.39	866.52	896.27	927.59	958.91	1002.54	1028.73
	48"(1219mm)	STUF-1948-FRNNUC	849.11	876.54	907.79	940.67	973.55	1019.36	1046.87
	52"(1321mm)	STUF-1952-FRNNUC	866.55	896.58	930.83	966.83	1002.83	1053.00	1083.15
	54"(1372mm)	STUF-1954-FRNNUC	875.27	906.60	942.35	979.91	1017.47	1069.82	1101.29
	58"(1473mm)	STUF-1958-FRNNUC	892.71	926.64	965.39	1006.07	1046.75	1103.46	1137.57
	60"(1524mm)	STUF-1960-FRNNUC	901.43	936.66	976.91	1019.15	1061.39	1120.28	1155.71
	64"(1626mm)	STUF-1964-FRNNUC	946.12	983.95	1027.20	1072.56	1117.92	1181.17	1219.24
	66"(1676mm)	STUF-1966-FRNNUC	954.84	993.97	1038.72	1085.64	1132.56	1197.99	1237.38
	70"(1778mm)	STUF-1970-FRNNUC	972.28	1014.01	1061.76	1111.80	1161.84	1231.63	1273.66
	72"(1829mm)	STUF-1972-FRNNUC	981.00	1024.03	1073.28	1124.88	1176.48	1248.45	1291.80
	76"(1930mm)	STUF-1976-FRNNUC	1281.84	1327.47	1379.72	1434.44	1489.16	1565.49	1611.48
	82"(2083mm)	STUF-1982-FRNNUC	1308.00	1357.53	1414.28	1473.68	1533.08	1615.95	1665.90
27"(686mm)	34"(864mm)	STUF-2734-FRNNUC	\$ 967.92	\$ 992.81	\$ 1020.92	\$ 1050.80	\$ 1080.60	\$ 1122.03	\$ 1146.86
	40"(1016mm)	STUF-2740-FRNNUC	994.08	1022.87	1055.48	1090.04	1124.52	1172.49	1201.28
	46"(1168mm)	STUF-2746-FRNNUC	1020.24	1052.93	1090.04	1129.28	1168.44	1222.95	1255.70
	48"(1219mm)	STUF-2748-FRNNUC	1028.96	1062.95	1101.56	1142.36	1183.08	1239.77	1273.84
	52"(1321mm)	STUF-2752-FRNNUC	1046.40	1082.99	1124.60	1168.52	1212.36	1273.41	1310.12
	54"(1372mm)	STUF-2754-FRNNUC	1055.12	1093.01	1136.12	1181.60	1227.00	1290.23	1328.26
	58"(1473mm)	STUF-2758-FRNNUC	1072.56	1113.05	1159.16	1207.76	1256.28	1323.87	1364.54
	60"(1524mm)	STUF-2760-FRNNUC	1081.28	1123.07	1170.68	1220.84	1270.92	1340.69	1382.68
	64"(1626mm)	STUF-2764-FRNNUC	1125.97	1170.36	1220.97	1274.25	1327.45	1401.58	1446.21
	66"(1676mm)	STUF-2766-FRNNUC	1134.69	1180.38	1232.49	1287.33	1342.09	1418.40	1464.35
	70"(1778mm)	STUF-2770-FRNNUC	1152.13	1200.42	1255.53	1313.49	1371.37	1452.04	1500.63
	72"(1829mm)	STUF-2772-FRNNUC	1160.85	1210.44	1267.05	1326.57	1386.01	1468.86	1518.77
	76"(1930mm)	STUF-2776-FRNNUC	1461.69	1513.88	1573.49	1636.13	1698.69	1785.90	1838.45
	82"(2083mm)	STUF-2782-FRNNUC	1487.85	1543.94	1608.05	1675.37	1742.61	1836.36	1892.87

# Compose Echo

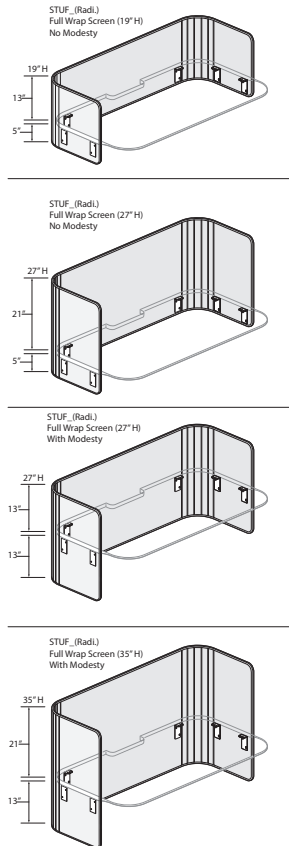
## Full Wrap Screen – Modesty or No Modesty

Height	Width	Number	Fabric						
			A	B	C	D	E	F	G
<b>Modesty for use with 23"(584mm) or 24"(610mm) Table Depth</b>									
27"(686mm)	34"(864mm)	STUF-2734-FRNMUB	\$ 948.30	\$ 971.21	\$ 997.10	\$ 1024.64	\$ 1052.10	\$ 1090.23	\$ 1113.14
	40"(1016mm)	STUF-2740-FRNMUB	974.46	1001.27	1031.66	1063.88	1096.02	1140.69	1167.56
	46"(1168mm)	STUF-2746-FRNMUB	1000.62	1031.33	1066.22	1103.12	1139.94	1191.15	1221.98
	48"(1219mm)	STUF-2748-FRNMUB	1009.34	1041.35	1077.74	1116.20	1154.58	1207.97	1240.12
	52"(1321mm)	STUF-2752-FRNMUB	1026.78	1061.39	1100.78	1142.36	1183.86	1241.61	1276.40
	54"(1372mm)	STUF-2754-FRNMUB	1035.50	1071.41	1112.30	1155.44	1198.50	1258.43	1294.54
	58"(1473mm)	STUF-2758-FRNMUB	1052.94	1091.45	1135.34	1181.60	1227.78	1292.07	1330.82
	60"(1524mm)	STUF-2760-FRNMUB	1061.66	1101.47	1146.86	1194.68	1242.42	1308.89	1348.96
	64"(1626mm)	STUF-2764-FRNMUB	1106.35	1148.76	1197.15	1248.09	1298.95	1369.78	1412.49
	66"(1676mm)	STUF-2766-FRNMUB	1115.07	1158.78	1208.67	1261.17	1313.59	1386.60	1430.63
	70"(1778mm)	STUF-2770-FRNMUB	1132.51	1178.82	1231.71	1287.33	1342.87	1420.24	1466.91
	72"(1829mm)	STUF-2772-FRNMUB	1141.23	1188.84	1243.23	1300.41	1357.51	1437.06	1485.05
	76"(1930mm)	STUF-2776-FRNMUB	1442.07	1492.28	1549.67	1609.97	1670.19	1754.10	1804.73
	82"(2083mm)	STUF-2782-FRNMUB	1468.23	1522.34	1584.23	1649.21	1714.11	1804.56	1859.15
35"(889mm)	34"(864mm)	STUF-3534-FRNMUB	\$ 991.90	\$ 1021.37	\$ 1054.62	\$ 1090.08	\$ 1125.38	\$ 1174.39	\$ 1203.86
	40"(1016mm)	STUF-3540-FRNMUB	1018.06	1051.43	1089.18	1129.32	1169.30	1224.85	1258.28
	46"(1168mm)	STUF-3546-FRNMUB	1044.22	1081.49	1123.74	1168.56	1213.22	1275.31	1312.70
	48"(1219mm)	STUF-3548-FRNMUB	1052.94	1091.51	1135.26	1181.64	1227.86	1292.13	1330.84
	52"(1321mm)	STUF-3552-FRNMUB	1070.38	1111.55	1158.30	1207.80	1257.14	1325.77	1367.12
	54"(1372mm)	STUF-3554-FRNMUB	1079.10	1121.57	1169.82	1220.88	1271.78	1342.59	1385.26
	58"(1473mm)	STUF-3558-FRNMUB	1096.54	1141.61	1192.86	1247.04	1301.06	1376.23	1421.54
	60"(1524mm)	STUF-3560-FRNMUB	1105.26	1151.63	1204.38	1260.12	1315.70	1393.05	1439.68
	64"(1626mm)	STUF-3564-FRNMUB	1149.95	1198.92	1254.67	1313.53	1372.23	1453.94	1503.21
	66"(1676mm)	STUF-3566-FRNMUB	1158.67	1208.94	1266.19	1326.61	1386.87	1470.76	1521.35
	70"(1778mm)	STUF-3570-FRNMUB	1176.11	1228.98	1289.23	1352.77	1416.15	1504.40	1557.63
	72"(1829mm)	STUF-3572-FRNMUB	1184.83	1239.00	1300.75	1365.85	1430.79	1521.22	1575.77
	76"(1930mm)	STUF-3576-FRNMUB	1485.67	1542.44	1607.19	1675.41	1743.47	1838.26	1895.45
	82"(2083mm)	STUF-3582-FRNMUB	1511.83	1572.50	1641.75	1714.65	1787.39	1888.72	1949.87
<b>Modesty for use with 29"(737mm) or 30"(762mm) Table Depth</b>									
27"(686mm)	34"(864mm)	STUF-2734-FRNMUC	\$ 967.92	\$ 992.81	\$ 1020.92	\$ 1050.80	\$ 1080.60	\$ 1122.03	\$ 1146.86
	40"(1016mm)	STUF-2740-FRNMUC	994.08	1022.87	1055.48	1090.04	1124.52	1172.49	1201.28
	46"(1168mm)	STUF-2746-FRNMUC	1020.24	1052.93	1090.04	1129.28	1168.44	1222.95	1255.70
	48"(1219mm)	STUF-2748-FRNMUC	1028.96	1062.95	1101.56	1142.36	1183.08	1239.77	1273.84
	52"(1321mm)	STUF-2752-FRNMUC	1046.40	1082.99	1124.60	1168.52	1212.36	1273.41	1310.12
	54"(1372mm)	STUF-2754-FRNMUC	1055.12	1093.01	1136.12	1181.60	1227.00	1290.23	1328.26
	58"(1473mm)	STUF-2758-FRNMUC	1072.56	1113.05	1159.16	1207.76	1256.28	1323.87	1364.54
	60"(1524mm)	STUF-2760-FRNMUC	1081.28	1123.07	1170.68	1220.84	1270.92	1340.69	1382.68
	64"(1626mm)	STUF-2764-FRNMUC	1125.97	1170.36	1220.97	1274.25	1327.45	1401.58	1446.21
	66"(1676mm)	STUF-2766-FRNMUC	1134.69	1180.38	1232.49	1287.33	1342.09	1418.40	1464.35
	70"(1778mm)	STUF-2770-FRNMUC	1152.13	1200.42	1255.53	1313.49	1371.37	1452.04	1500.63
	72"(1829mm)	STUF-2772-FRNMUC	1160.85	1210.44	1267.05	1326.57	1386.01	1468.86	1518.77
	76"(1930mm)	STUF-2776-FRNMUC	1461.69	1513.88	1573.49	1636.13	1698.69	1785.90	1838.45
	82"(2083mm)	STUF-2782-FRNMUC	1487.85	1543.94	1608.05	1675.37	1742.61	1836.36	1892.87
35"(889mm)	34"(864mm)	STUF-3534-FRNMUC	\$ 1011.52	\$ 1042.97	\$ 1078.44	\$ 1116.24	\$ 1153.88	\$ 1206.19	\$ 1237.58
	40"(1016mm)	STUF-3540-FRNMUC	1037.68	1073.03	1113.00	1155.48	1197.80	1256.65	1292.00
	46"(1168mm)	STUF-3546-FRNMUC	1063.84	1103.09	1147.56	1194.72	1241.72	1307.11	1346.42
	48"(1219mm)	STUF-3548-FRNMUC	1072.56	1113.11	1159.08	1207.80	1256.36	1323.93	1364.56
	52"(1321mm)	STUF-3552-FRNMUC	1090.00	1133.15	1182.12	1233.96	1285.64	1357.57	1400.84
	54"(1372mm)	STUF-3554-FRNMUC	1098.72	1143.17	1193.64	1247.04	1300.28	1374.39	1418.98
	58"(1473mm)	STUF-3558-FRNMUC	1116.16	1163.21	1216.68	1273.20	1329.56	1408.03	1455.26
	60"(1524mm)	STUF-3560-FRNMUC	1124.88	1173.23	1228.20	1286.28	1344.20	1424.85	1473.40
	64"(1626mm)	STUF-3564-FRNMUC	1169.57	1220.52	1278.49	1339.69	1400.73	1485.74	1536.93
	66"(1676mm)	STUF-3566-FRNMUC	1178.29	1230.54	1290.01	1352.77	1415.37	1502.56	1555.07
	70"(1778mm)	STUF-3570-FRNMUC	1195.73	1250.58	1313.05	1378.93	1444.65	1536.20	1591.35
	72"(1829mm)	STUF-3572-FRNMUC	1204.45	1260.60	1324.57	1392.01	1459.29	1553.02	1609.49
	76"(1930mm)	STUF-3576-FRNMUC	1505.29	1564.04	1631.01	1701.57	1771.97	1870.06	1929.17
	82"(2083mm)	STUF-3582-FRNMUC	1531.45	1594.10	1665.57	1740.81	1815.89	1920.52	1983.59

# Compose Echo

## Full Wrap Screen – Modesty or No Modesty

### Rectangular Radius Corner Height Adjustable Table



STUF  
Class TR01 – Discount Group XXXII

#### Features

- Includes fabric screen, L brackets and attachment hardware.
- Fabric surface is tackable.
- Available with a modesty or no modesty.
- Screen and brackets are field installed.
- Bracket location on screen is fixed.
- Depth and width shown in nominal dimensions.

#### Specification Tips

- Designed to be used with Compose Echo Height Adjustable Table - Rectangular Radius Corner or Worksurfaces with 6" (152mm) radius corner.
  - **Not for use on Height Adjustable Benching or non-radius corners Worksurfaces.**
  - Compose Echo Height Adjustable Tables 46" (1168mm) and 54" (1372mm)W are mounted with a 0.5" (13mm) gap.
  - Compose Echo Height Adjustable Tables 58" (1473mm), 64" (1626mm) and 70" (1778mm)W are mounted flush or with a 0.5" (13mm) gap.
  - **L bracket locations on the screen cannot be field modified.**
- Refer to Specification Guide for bracket and screen dimensions.
- Screens are non-load bearing. Not for use with screen rails.
- Cannot mount to the knife edge of a worksurface.
- Full Wrap Screen for Rectangular Radius Corner is not designed for use with worksurface guard rail.
- Full Wrap Screen with modesty cannot be used with onboard storage.
- Screen specification:
  - Screen is designed to wrap fully around the depth and width of a rectangular worksurface. **Screen width must match table width. Screen cannot overhang component.**
  - **Screen depth will not match worksurface depth:**  
 23" (584mm)/24" (610mm) is 16" (406mm)  
 29" (737mm)/30" (762mm) is 22" (559mm)
  - **Ensure perimeter of height adjustable table and attached components when operated are at least 1" (25mm) from adjacent objects. See product specific Specification Guide/Product Application pages for guidelines on pinch points when Height Adjustable Table is surrounded by walls, panels and/or other worksurfaces.**
- Screen mounting for screens without modesty:
  - 19" (483mm)H: 12.31" (313mm) above worksurface; 5" (127mm) from bottom of worksurface to bottom of screen
  - 27" (686mm)H: 20.31" (516mm) above worksurface; 5" (127mm) from bottom of worksurface to bottom of screen
- Screen mounting for screens with modesty:
  - 27" (686mm)H: 12.31" (313mm) above worksurface; 13" (330mm) from bottom of worksurface to bottom of screen
  - 35" (889mm)H: 20.31" (516mm) above worksurface; 13" (330mm) from bottom of worksurface to bottom of screen
- Screen Thickness:
  - Fabric - 0.56" (14mm)
- Fabric application guidelines:
  - 54" (1372mm)W rolls require railroad on screens >52" (1321mm)
  - 60" (1524mm) and 66" (1676mm)W rolls require railroad on screens >60" (1524mm)

**Note:** Compose Echo screens without modesty are compatible with the onboard storage mounted on Compose Echo tables.

#### To Order, Specify:

- 1) Product number.
- 2) Fabric color.
- 3) Trim color for bracket.

**Note:** \$10.90 upcharge list for Grade B trim colors.

# Compose Echo

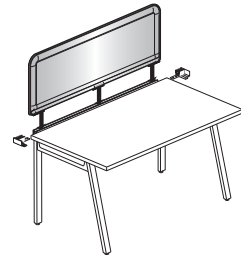
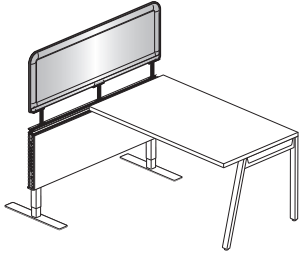
## Full Wrap Screen – Modesty or No Modesty

Height	Width	Number	Fabric						
			A	B	C	D	E	F	G
<b>No Modesty for use with 23”(584mm) or 24”(610mm) Table Depth</b>									
19”(483mm)	46”(1168mm)	STUF-1946-FPNNUB	\$ 848.02	\$ 872.17	\$ 899.70	\$ 928.68	\$ 957.66	\$ 997.99	\$1022.26
	54”(1372mm)	STUF-1954-FPNNUB	882.90	912.25	945.78	981.00	1016.22	1065.27	1094.82
	58”(1473mm)	STUF-1958-FPNNUB	900.34	932.29	968.82	1007.16	1045.50	1098.91	1131.10
	64”(1626mm)	STUF-1964-FPNNUB	953.75	989.60	1030.63	1073.65	1116.67	1176.62	1212.77
	70”(1778mm)	STUF-1970-FPNNUB	979.91	1019.66	1065.19	1112.89	1160.59	1227.08	1267.19
27”(686mm)	46”(1168mm)	STUF-2746-FPNNUB	\$ 1027.87	\$ 1058.58	\$ 1093.47	\$ 1130.37	\$ 1167.19	\$ 1218.40	\$ 1249.23
	54”(1372mm)	STUF-2754-FPNNUB	1062.75	1098.66	1139.55	1182.69	1225.75	1285.68	1321.79
	58”(1473mm)	STUF-2758-FPNNUB	1080.19	1118.70	1162.59	1208.85	1255.03	1319.32	1358.07
	64”(1626mm)	STUF-2764-FPNNUB	1133.60	1176.01	1224.40	1275.34	1326.20	1397.03	1439.74
	70”(1778mm)	STUF-2770-FPNNUB	1159.76	1206.07	1258.96	1314.58	1370.12	1447.49	1494.16
<b>No Modesty for use with 29”(737mm) or 30”(762mm) Table Depth</b>									
19”(483mm)	46”(1168mm)	STUF-1946-FPNNUC	\$ 867.64	\$ 893.77	\$ 923.52	\$ 954.84	\$ 986.16	\$1029.79	\$1055.98
	54”(1372mm)	STUF-1954-FPNNUC	902.52	933.85	969.60	1007.16	1044.72	1097.07	1128.54
	58”(1473mm)	STUF-1958-FPNNUC	919.96	953.89	992.64	1033.32	1074.00	1130.71	1164.82
	64”(1626mm)	STUF-1964-FPNNUC	973.37	1011.20	1054.45	1099.81	1145.17	1208.42	1246.49
	70”(1778mm)	STUF-1970-FPNNUC	999.53	1041.26	1089.01	1139.05	1189.09	1258.88	1300.91
27”(686mm)	46”(1168mm)	STUF-2746-FPNNUC	\$1047.49	\$ 1080.18	\$ 1117.29	\$ 1156.53	\$ 1195.69	\$1250.20	\$ 1282.95
	54”(1372mm)	STUF-2754-FPNNUC	1082.37	1120.26	1163.37	1208.85	1254.25	1317.48	1355.51
	58”(1473mm)	STUF-2758-FPNNUC	1099.81	1140.30	1186.41	1235.01	1283.53	1351.12	1391.79
	64”(1626mm)	STUF-2764-FPNNUC	1153.22	1197.61	1248.22	1301.50	1354.70	1428.83	1473.46
	70”(1778mm)	STUF-2770-FPNNUC	1179.38	1227.67	1282.78	1340.74	1398.62	1479.29	1527.88
<b>Modesty for use with 23”(584mm) or 24”(610mm) Table Depth</b>									
27”(686mm)	46”(1168mm)	STUF-2746-FPNMUB	\$ 1027.87	\$ 1058.58	\$ 1093.47	\$ 1130.37	\$ 1167.19	\$ 1218.40	\$ 1249.23
	54”(1372mm)	STUF-2754-FPNMUB	1062.75	1098.66	1139.55	1182.69	1225.75	1285.68	1321.79
	58”(1473mm)	STUF-2758-FPNMUB	1080.19	1118.70	1162.59	1208.85	1255.03	1319.32	1358.07
	64”(1626mm)	STUF-2764-FPNMUB	1133.60	1176.01	1224.40	1275.34	1326.20	1397.03	1439.74
	70”(1778mm)	STUF-2770-FPNMUB	1159.76	1206.07	1258.96	1314.58	1370.12	1447.49	1494.16
35”(889mm)	46”(1168mm)	STUF-3546-FPNMUB	\$ 1071.47	\$ 1108.74	\$ 1150.99	\$ 1195.81	\$ 1240.47	\$1302.56	\$1339.95
	54”(1372mm)	STUF-3554-FPNMUB	1106.35	1148.82	1197.07	1248.13	1299.03	1369.84	1412.51
	58”(1473mm)	STUF-3558-FPNMUB	1123.79	1168.86	1220.11	1274.29	1328.31	1403.48	1448.79
	64”(1626mm)	STUF-3564-FPNMUB	1177.20	1226.17	1281.92	1340.78	1399.48	1481.19	1530.46
	70”(1778mm)	STUF-3570-FPNMUB	1203.36	1256.23	1316.48	1380.02	1443.40	1531.65	1584.88
<b>Modesty for use with 29”(737mm) or 30”(762mm) Table Depth</b>									
27”(686mm)	46”(1168mm)	STUF-2746-FPNMUC	\$1047.49	\$ 1080.18	\$ 1117.29	\$ 1156.53	\$ 1195.69	\$1250.20	\$ 1282.95
	54”(1372mm)	STUF-2754-FPNMUC	1082.37	1120.26	1163.37	1208.85	1254.25	1317.48	1355.51
	58”(1473mm)	STUF-2758-FPNMUC	1099.81	1140.30	1186.41	1235.01	1283.53	1351.12	1391.79
	64”(1626mm)	STUF-2764-FPNMUC	1153.22	1197.61	1248.22	1301.50	1354.70	1428.83	1473.46
	70”(1778mm)	STUF-2770-FPNMUC	1179.38	1227.67	1282.78	1340.74	1398.62	1479.29	1527.88
35”(889mm)	46”(1168mm)	STUF-3546-FPNMUC	\$ 1091.09	\$ 1130.34	\$ 1174.81	\$ 1221.97	\$ 1268.97	\$1334.36	\$ 1373.67
	54”(1372mm)	STUF-3554-FPNMUC	1125.97	1170.42	1220.89	1274.29	1327.53	1401.64	1446.23
	58”(1473mm)	STUF-3558-FPNMUC	1143.41	1190.46	1243.93	1300.45	1356.81	1435.28	1482.51
	64”(1626mm)	STUF-3564-FPNMUC	1196.82	1247.77	1305.74	1366.94	1427.98	1512.99	1564.18
	70”(1778mm)	STUF-3570-FPNMUC	1222.98	1277.83	1340.30	1406.18	1471.90	1563.45	1618.60

# Active Components

## Center Screen

### Center Screen



#### Features

- Includes one tackable fabric screen and mounting hardware.
- Mounting brackets and hardware are not visible.

#### Specification Tips

- Can be used with Inner Accessory Screen.
- Mounts to Intuity Rail or Compose work rail.
- See Specification Guide for height alignment.

#### To Order, Specify:

- 1) Product number.
- 2) Fabric surface.

**Note:** Fabric selection choices are Class II and Maya II.

Nominal Height	Nominal Width	Number	Fabric	
			C	D
17"(432mm)	42"(1067mm)	AUSR-1742-FBN	\$2756.53	\$2832.66
	48"(1219mm)	AUSR-1748-FBN	2822.71	2907.90
	60"(1524mm)	AUSR-1760-FBN	2955.07	3058.38
	72"(1829mm)	AUSR-1772-FBN	3087.43	3208.86

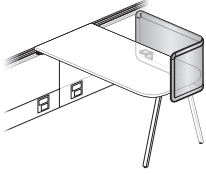
AUSR  
Class YA1 – GSA; Open Market



# Active Components

## Corner Screen – No Modesty

### Corner Screen



AUSC  
Class YA1 – GSA; Open Market

**Feature**

- Includes one tackable fabric screen and attachment hardware.

**Specification Tips**

- Can be used with adaptable convergent worksurfaces and height adjustable tables.
- Mounts to worksurfaces with a minimum corner radius of 3”(76mm), not to exceed 6”(152mm).
- Not for use with knife edge.
- Can be used with Inner Accessory Screen.
- Refer to Specification Guide/Product Details to ensure brackets will not interfere with surface application.

**Note:** Screen will be visibly marked where attachment hardware is to be installed.

**To Order, Specify:**

1) Product number, including:

**1 Handedness:**

**L** Left-hand

**R** Right-hand

2) Fabric color.

3) Bracket trim.

**Note:** **\$8.93** upcharge list for Grade B trim colors.

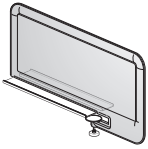
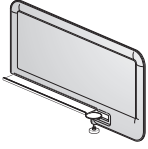
**Note:** Fabric selection choices are Class II and Maya II.

Nominal Height	Nominal Width	Weight	Number	<b>1</b>	Fabric C	D
24”(610mm)	45”(1143mm)/22”(559mm)	17.2 lbs(7.8 kg)	AUSC-2444-FR		\$2635.72	\$2708.90

# Active Components

## Territory Screen

### Adaptable Worksurfaces and Intuity Desking



AUST  
Class YA1 – GSA; Open Market

#### Features

- Includes one tackable fabric screen, base tray and mounting hardware.
- Bottom of the screen sits in the base tray and is non-handed.

#### Specification Tips

- **Do not use with worksurfaces under 26”(660mm)D. Compatible with 30”(762mm) and 36”(914mm) worksurfaces.**
- Not designed to be used with other edge profiles.
- See product specific specification guide for worksurface support.

#### To Order, Specify:

1) Product number, including:

**1 Edge Option:**

- J Edgeband
- U Knife

2) Fabric surface.

3) Base tray trim color.

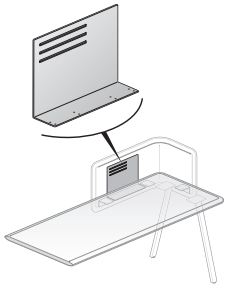
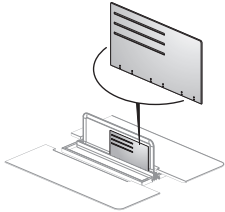
**Note:** Fabric selection choices are Class II and Maya II.

Nominal Height	Nominal Width	Weight	Number ①	Fabric C	D
<b>Single-Sided/End-of-Run</b>					
15.5”(394mm)	35”(889mm)	8.2lbs (3.7kg)	AUST-1835-F S	\$2543.20	\$2583.82
<b>Double-Sided/Shared</b>					
15.5”(394mm)	35”(889mm)	8.2lbs (3.7kg)	AUST-1835-F R	\$2580.25	\$2620.87

# Active Components

## Inner Accessory Screen

**Adaptable Worksurfaces, Fixed Height Tables, Height Adjustable Tables, Height Adjustable Benching and Intuity Benching**



AUSA  
Class YA1 – GSA; Open Market

**Features**

- Includes painted metal screen with attachment hardware.
- Handedness is for accessory slots.
- Handedness applies to worksurface mounted only - not rail mounted.
- Rail Mount is non-handed.

**Specification Tips**

- Height for both screens is 12”(305mm)H above worksurface.
- Accommodates Belong Work Tools.
- Can be used in conjunction with Belong Intuity Center Screen and Active Components corner and center screens.
- Not to be used with Territory screen.
- Rail Mount for use with Intuity and Compose 26”(660mm)H, Connections and Beam with work rail.
- Worksurface Mount for use with Adaptable worksurfaces, fixed height tables, height adjustable tables, and height adjustable benching.
- Accepts Belong Tools
  - Tool Cup
  - Mini Shelf

**To Order, Specify:**

1) Product number, including:

**1 Handedness (WS mount only):**

**L** Left-hand

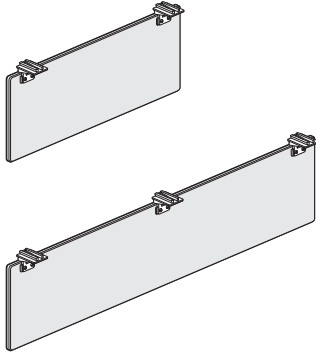
**R** Right-hand

2) Trim finish color.

Nominal Height	Nominal Width	Number	①	Trim	
				A	B
<b>Rail Mount</b>					
13”(330mm)	24”(610mm)	AUSA-1324-SRN		\$272.48	\$279.88
<b>Worksurface Mount</b>					
13”(330mm)	22”(559mm)	AUSA-1322-SW		\$278.05	\$ 281.75

# Modesty Panel

## Convergent Adaptable Worksurfaces, Fixed Height Tables and Intuity Returns



TAOM  
Class TA1 – Discount Group X

### Features

- Includes modesty panel and attachment hardware.
- Modesty Panels are 11.59”(294mm)H (actual) and 0.56”(14mm) thick.
- Modesty Panels are mounted 1.4”(36mm) below the table top to allow for wire pass-through.
- Finish surface is non-tackable.
- Hinged bracket allows for table nesting without modesty panel removal.
- Modesty panel is removable; slides into table attachment brackets. No tools required.
- High-Pressure Laminate – 1mm edgeband
- Screen and hardware are field installed.

### Specification Tip

- Modesty Panels are available for use on Training Tables in shapes/sizes indicated. Refer to product specific Specification Guide for application guidelines.

### To Order, Specify:

1) Product number, including:

**1 Modesty Panel Options:**

- F** Full width (add **\$62.60** list)
- P** Powered Table

2) Surface Color Options:

- Fabric:
  - Fabric Color
- Laminate:
  - Laminate Surface Color
  - Edgeband Trim Color
- Wood:
  - Wood Finish Color

**Note: Modesty Panel Options:**

- (F) Full-width modesty panel will be width of the rectangular table and not for use with tables that are connected with 2-Circuit Modular Power or Quick Connect Two electrical components.
- (P) Must be ordered for tables with 2-Circuit Modular Power or Flip Top Units with Quick Connect Two Power base feed. Modesty Panels are inset 3”(76mm) from each end.

Table Width	Option (P)	Option (F)	Number ①	Fabric						
	Modesty Actual Width	Modesty Actual Width		A	B	C	D	E	F	G
<b>Rectangle</b>										
36”(914mm)	29.5”(749mm)	35.5”(902mm)	TAOM-1336-F	\$ 328.62	\$406.85	\$ 422.54	\$ 441.32	\$469.46	\$ 497.64	\$ 532.07
42”(1067mm)	35.5”(902mm)	41.5”(1054mm)	TAOM-1342-F	383.39	461.62	477.31	496.09	524.23	552.41	586.84
48”(1219mm)	41.5”(1064mm)	47.5”(1207mm)	TAOM-1348-F	438.16	516.39	532.08	550.86	579.00	607.18	641.61
54”(1372mm)	47.5”(1207mm)	53.5”(1359mm)	TAOM-1354-F	492.93	571.16	586.85	605.63	633.77	661.95	696.38
60”(1524mm)	53.5”(1369mm)	59.5”(1511mm)	TAOM-1360-F	547.70	625.93	641.62	660.40	688.54	716.72	751.15
66”(1676mm)	59.5”(1511mm)	65.5”(1664mm)	TAOM-1366-F	602.47	680.70	696.39	715.17	743.31	771.49	805.92
72”(1829mm)	65.5”(1664mm)	71.5”(1816mm)	TAOM-1372-F	657.24	735.47	751.16	769.94	798.08	826.26	860.69
78”(1981mm)	71.5”(1816mm)	77.5”(1969mm)	TAOM-1378-F	712.01	790.24	805.93	824.71	852.85	881.03	915.46
84”(2134mm)	77.5”(1969mm)	83.5”(2121mm)	TAOM-1384-F	766.78	845.01	860.70	879.48	907.62	935.80	970.23
90”(2286mm)	83.5”(2121mm)	89.5”(2273mm)	TAOM-1390-F	821.55	899.78	915.47	934.25	962.39	990.57	1025.00
96”(2438mm)	89.5”(2273mm)	95.5”(2426mm)	TAOM-1396-F	876.32	954.55	970.24	989.02	1017.16	1045.34	1079.77
<b>Polygon</b>										
55”(1397mm)	41.5”(1054mm)		TAOM-1348-FP	\$ 438.16	\$ 516.39	\$532.08	\$550.86	\$579.00	\$ 607.18	\$ 641.61
66”(1676mm)	47.5”(1207mm)	53.5”(1359mm)	TAOM-1354-F	492.93	571.16	586.85	605.63	633.77	661.95	696.38
<b>Trapezoid</b>										
60”(1524mm)	28”(711mm)		TAOM-1360-FP	\$ 547.70	\$ 625.93	\$ 641.62	\$660.40	\$688.54	\$ 716.72	\$ 751.15
<b>Half Round</b>										
60”(1524mm)	53.5”(1359mm)	59.5”(1511mm)	TAOM-1360-F	\$ 547.70	\$ 625.93	\$ 641.62	\$660.40	\$688.54	\$ 716.72	\$ 751.15

# Modesty Panel

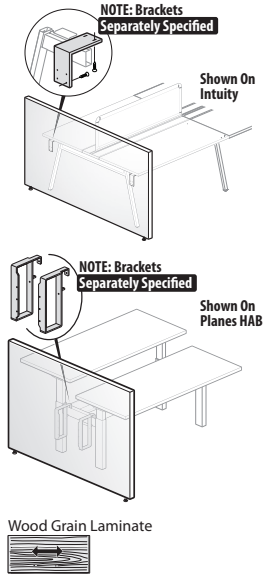
Table Width	Option (P)	Option (F)	Number ①	HPL	
	Modesty Actual Width	Modesty Actual Width		A	B
<b>Rectangle</b>					
36"(914mm)	29.5"(749mm)	35.5"(902mm)	TAOM-1336-L	\$ 176.05	\$ 184.93
42"(1067mm)	35.5"(902mm)	41.5"(1054mm)	TAOM-1342-L	203.53	214.63
48"(1219mm)	41.5"(1064mm)	47.5"(1207mm)	TAOM-1348-L	231.01	244.33
54"(1372mm)	47.5"(1207mm)	53.5"(1359mm)	TAOM-1354-L	258.49	274.03
60"(1524mm)	53.5"(1369mm)	59.5"(1511mm)	TAOM-1360-L	285.97	303.73
66"(1676mm)	59.5"(1511mm)	65.5"(1664mm)	TAOM-1366-L	313.45	333.43
72"(1829mm)	65.5"(1664mm)	71.5"(1816mm)	TAOM-1372-L	340.93	363.13
78"(1981mm)	71.5"(1816mm)	77.5"(1969mm)	TAOM-1378-L	368.41	392.83
84"(2134mm)	77.5"(1969mm)	83.5"(2121mm)	TAOM-1384-L	395.89	422.53
90"(2286mm)	83.5"(2121mm)	89.5"(2273mm)	TAOM-1390-L	423.37	452.23
96"(2438mm)	89.5"(2273mm)	95.5"(2426mm)	TAOM-1396-L	450.85	481.93
<b>Polygon</b>					
55"(1397mm)	41.5"(1054mm)		TAOM-1348-LP	\$ 231.01	\$ 244.33
66"(1676mm)	47.5"(1207mm)	53.5"(1359mm)	TAOM-1354-L	258.49	274.03
<b>Trapezoid</b>					
60"(1524mm)	28"(711mm)		TAOM-1360-LP	\$ 285.97	303.73
<b>Half Round</b>					
60"(1524mm)	53.5"(1359mm)	59.5"(1511mm)	TAOM-1396-L	\$ 285.97	303.73

Table Width	Option (P)	Option (F)	Number ①	Wood	
	Modesty Actual Width	Modesty Actual Width		A	B
<b>Rectangle</b>					
36"(914mm)	29.5"(749mm)	35.5"(902mm)	TAOM-1336-W	\$ 503.17	\$ 580.93
42"(1067mm)	35.5"(902mm)	41.5"(1054mm)	TAOM-1342-W	558.17	645.71
48"(1219mm)	41.5"(1064mm)	47.5"(1207mm)	TAOM-1348-W	613.17	710.49
54"(1372mm)	47.5"(1207mm)	53.5"(1359mm)	TAOM-1354-W	668.17	775.27
60"(1524mm)	53.5"(1369mm)	59.5"(1511mm)	TAOM-1360-W	723.17	840.05
66"(1676mm)	59.5"(1511mm)	65.5"(1664mm)	TAOM-1366-W	778.17	904.83
72"(1829mm)	65.5"(1664mm)	71.5"(1816mm)	TAOM-1372-W	833.17	969.61
78"(1981mm)	71.5"(1816mm)	77.5"(1969mm)	TAOM-1378-W	888.17	1034.39
84"(2134mm)	77.5"(1969mm)	83.5"(2121mm)	TAOM-1384-W	943.17	1099.17
90"(2286mm)	83.5"(2121mm)	89.5"(2273mm)	TAOM-1390-W	998.17	1163.95
96"(2438mm)	89.5"(2273mm)	95.5"(2426mm)	TAOM-1396-W	1053.17	1228.73
<b>Polygon</b>					
55"(1397mm)	41.5"(1054mm)		TAOM-1348-WP	\$ 613.17	\$ 710.49
66"(1676mm)	47.5"(1207mm)	53.5"(1359mm)	TAOM-1354-W	668.17	775.27
<b>Trapezoid</b>					
60"(1524mm)	28"(711mm)		TAOM-1360-WP	\$ 723.17	\$ 840.05
<b>Half Round</b>					
60"(1524mm)	53.5"(1359mm)	59.5"(1511mm)	TAOM-1360-W	\$ 723.17	\$ 840.05

# Belong Gallery End Panel

## Intuity, Height Adjustable Benching, Adaptable Worksurfaces with Universal Mount

### Universal Mount



SYSG-DPUNNNN  
Class YA1 – GSA; Open Market

### Features

- Includes one or more laminate finished panel(s) with 1mm edgeband and attachment hardware.
- Glides provide 1.5”(38mm) leveling adjustment.
- Panel is 1.19”(30mm) thick.
- Attachment brackets are standard in black.
- **Panel and brackets are field installed.**
- **Wood grain laminate grain direction is horizontal. For wood grain laminate vertical grain direction see SUSM.**

### Specification Tips

- **Gallery End Panel Universal Mount are not pre-drilled for separately specified, application specific, support bracket hardware. Gallery End Panel Universal Mount must be supported by at least two separately specified application specific brackets and attached to a worksurface or bench frame. Gallery panels Universal Mount are not load supporting.**
- **Adaptable Worksurfaces and ZUBW-0000-CN or ZUBW-0000-PN Bracket:**
  - Must use worksurface support legs and brackets to support Adaptable worksurface.
  - May be used on width or depth of worksurface.
  - A minimum of two Wall Brackets brackets must be field installed on Gallery End Panel and the free standing Adaptable Worksurfaces to support the Gallery End Panel.
  - Use Gallery Panel Compose or Compose Connections and Compose 26”(660mm)H Panel L-mount or T-mount when worksurface is attached to panel frame at the end of run.
- **Planes and Planes LT Two-Sided Height Adjustable Benching and 120° Height Adjustable Benching with Gallery Panel Bracket (TA01-BRKT-E):**
  - Gallery Panel Universal Mount is not for use with Planes and Planes LT Single Sided Benching.
  - Gallery Panel Universal Mount are approved to size 18”(457mm) per side larger than the Planes and Planes LT Two-Sided Height Adjustable Benching or 120° Height Adjustable Benching applications. Do not exceed 18”(457mm) beyond the overall worksurface depth.
  - Do not use Gallery Panel Universal Mount when using a Height Adjustable Benching - Top Feed, End of Run (EAET-\_\_00-\_\_).
  - Clearance between Gallery Panel Universal Mount and Height Adjustable Benching worksurface allows 1”(25mm) pinch point.
- **Intuity Single or Double-Sided and 120° Double-Sided Three Pack Benching with Intuity Attachment Bracket ZBBG-0000-PN:**
  - Gallery Panel Universal Mount are approved to size 18”(457mm) per side larger than the Intuity single- or double-sided applications. Do not exceed 18”(457mm) beyond the overall worksurface depth.
  - Applications with or without utility hatch, angled or straight legs are compatible.
  - Not for use on back edge of Single Sided Intuity Benching.
  - Do not use Gallery Panel Universal Mount when using an Intuity Benching - Top Feed at the end of run (EKET-\_\_00-\_\_).
  - Use Intuity Attachment Brackets (ZBBG-0000-PN) when attaching Gallery Panel Universal Mount at the end of a Double-Sided Intuity Benching. Use two brackets per Gallery Panel Universal Mount section.
- **Intuity Rectangular Return Worksurfaces with ZUBW-0000-P\_ Bracket:**
  - Must use worksurface support legs and brackets to support return worksurface.
  - Use Wall Attachment Bracket (ZUBW-0000-\_N) when attaching Gallery Panel Universal Mount to an Intuity Rectangular Return Worksurface. Use two brackets per Gallery Panel Universal Mount per section.

### To Order, Specify:

- 1) Product number.
- 2) Surface Color Options:
  - Laminate
  - Laminate color
  - Edge trim color

**Note:** Wood grain laminate grain direction is horizontal.

# Belong Gallery End Panel

Intuity, Height Adjustable Benching, Adaptable Worksurfaces with Universal Mount

## Gallery End Panel Maximum Width Guidelines

A Gallery End Panel should not extend 18" (457mm) beyond the overall worksurface depth when unsupported.

PRODUCT APPLICATION			GALLERY END PANEL MAXIMUM WIDTH Nominal (Actual)
PRODUCT	CONFIGURATION	WORKSURFACE DEPTH Nominal (Actual)	
<b>Intuity Benching</b>	Single-Sided Application or Return Worksurface	24" (23.68")	54" (57.00") W
		30" (29.68")	60" (63.00") W
	Double-Sided Application or Back-to-Back Return Worksurfaces	48" (50.98") (2) 24" D Worksurfaces	78" (81.00") W
		60" (62.98") (2) 30" D Worksurfaces	90" (93.00") W
<b>Height Adjustable Benching</b>	Single-Sided Application	24" (23.68")	54" (57.00") W
		30" (29.68")	60" (63.00") W
	Dual-Sided Application	51" (51.00") (2) 24" D Worksurfaces	78" (81.00") W
		63" (63.00") (2) 30" D Worksurfaces	90" (93.00") W
		75" (75.00") (2) 36" D Worksurfaces	102" (105.00") W

# Belong Gallery End Panel

Intuity, Height Adjustable Benching, Adaptable Worksurfaces with Universal Mount

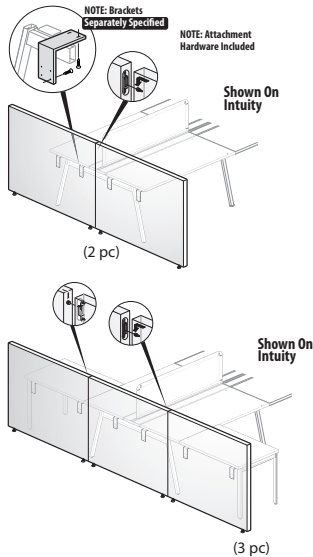
Height	Actual Width	Nominal Width	Number	HPL	
				A	B
29"(737mm)	27"(686mm)	24"(610mm)	SYSG-2924-DPUNNNN	\$321.82	\$342.13
	33"(838mm)	30"(762mm)	SYSG-2930-DPUNNNN	455.09	477.20
	39"(991mm)	36"(914mm)	SYSG-2936-DPUNNNN	478.19	502.10
	45"(1143mm)	42"(1067mm)	SYSG-2942-DPUNNNN	501.29	527.00
	51"(1295mm)	48"(1219mm)	SYSG-2948-DPUNNNN	593.24	620.75
	57"(1448mm)	54"(1372mm)	SYSG-2954-DPUNNNN	616.34	645.65
	63"(1600mm)	60"(1524mm)	SYSG-2960-DPUNNNN	639.44	670.55
	69"(1753mm)	66"(1676mm)	SYSG-2966-DPUNNNN	662.54	695.45
	75"(1905mm)	72"(1829mm)	SYSG-2972-DPUNNNN	685.64	720.35
	81"(2057mm)	78"(1981mm)	SYSG-2978-DPUNNNN	708.74	745.25
	87"(2210mm)	84"(2134mm)	SYSG-2984-DPUNNNN	731.84	770.15
	93"(2362mm)	90"(2286mm)	SYSG-2990-DPUNNNN	754.94	795.05
	99"(2515mm)	96"(2438mm)	SYSG-2996-DPUNNNN	778.04	819.95
	105"(2667mm)	102"(2591mm)	SYSG-29A2-DPUNNNN	801.14	844.85
111"(2819mm)	108"(2743mm)	SYSG-29A8-DPUNNNN	824.24	869.75	
42"(1067mm)	27"(686mm)	24"(610mm)	SYSG-4224-DPUNNNN	\$393.32	\$419.22
	33"(838mm)	30"(762mm)	SYSG-4230-DPUNNNN	526.59	554.29
	39"(991mm)	36"(914mm)	SYSG-4236-DPUNNNN	549.69	579.19
	45"(1143mm)	42"(1067mm)	SYSG-4242-DPUNNNN	572.79	604.09
	51"(1295mm)	48"(1219mm)	SYSG-4248-DPUNNNN	664.74	697.84
	57"(1448mm)	54"(1372mm)	SYSG-4254-DPUNNNN	687.84	722.74
	63"(1600mm)	60"(1524mm)	SYSG-4260-DPUNNNN	710.94	747.64
	69"(1753mm)	66"(1676mm)	SYSG-4266-DPUNNNN	734.04	772.54
	75"(1905mm)	72"(1829mm)	SYSG-4272-DPUNNNN	757.14	797.44
	81"(2057mm)	78"(1981mm)	SYSG-4278-DPUNNNN	780.24	822.34
	87"(2210mm)	84"(2134mm)	SYSG-4284-DPUNNNN	803.34	847.24
	93"(2362mm)	90"(2286mm)	SYSG-4290-DPUNNNN	826.44	872.14
	99"(2515mm)	96"(2438mm)	SYSG-4296-DPUNNNN	849.54	897.04
	105"(2667mm)	102"(2591mm)	SYSG-42A2-DPUNNNN	872.64	921.94
111"(2819mm)	108"(2743mm)	SYSG-42A8-DPUNNNN	895.74	946.84	
50"(1270mm)	27"(686mm)	24"(610mm)	SYSG-5024-DPUNNNN	\$437.32	\$466.66
	33"(838mm)	30"(762mm)	SYSG-5030-DPUNNNN	570.59	601.73
	39"(991mm)	36"(914mm)	SYSG-5036-DPUNNNN	593.69	626.63
	45"(1143mm)	42"(1067mm)	SYSG-5042-DPUNNNN	616.79	651.53
	51"(1295mm)	48"(1219mm)	SYSG-5048-DPUNNNN	708.74	745.28
	57"(1448mm)	54"(1372mm)	SYSG-5054-DPUNNNN	731.84	770.18
	63"(1600mm)	60"(1524mm)	SYSG-5060-DPUNNNN	754.94	795.08
	69"(1753mm)	66"(1676mm)	SYSG-5066-DPUNNNN	778.04	819.98
	75"(1905mm)	72"(1829mm)	SYSG-5072-DPUNNNN	801.14	844.88
	81"(2057mm)	78"(1981mm)	SYSG-5078-DPUNNNN	824.24	869.78
	87"(2210mm)	84"(2134mm)	SYSG-5084-DPUNNNN	847.34	894.68
	93"(2362mm)	90"(2286mm)	SYSG-5090-DPUNNNN	870.44	919.58
	99"(2515mm)	96"(2438mm)	SYSG-5096-DPUNNNN	893.54	944.48
	105"(2667mm)	102"(2591mm)	SYSG-50A2-DPUNNNN	916.64	969.38
111"(2819mm)	108"(2743mm)	SYSG-50A8-DPUNNNN	939.74	994.28	



# Belong Gallery End Panel

Intuity, Height Adjustable Benching, Adaptable Worksurfaces with 1, 2 or 3 Piece Universal Mount

## Universal Mount



Wood Grain Laminate



SYSM-DPUNNNN

Class YA1 – GSA; Open Market

### Features

- Includes one or more laminate finished panel(s) with 1mm edgeband and attachment hardware.
- Panel is 1.19”(30mm) thick.
- Glides provide 1.5”(38mm) leveling adjustment.
- Attachment brackets are standard in black.
- **Panel and brackets are field installed.**
- **Wood grain laminate grain direction is vertical. For wood grain laminate horizontal grain direction see SUSG.**

### Specification Tips

- **Gallery End Panel Universal Mount are not pre-drilled for separately specified, application specific, support bracket hardware. Gallery End Panel Universal Mount with vertical laminate wood grain are available in 1, 2 or 3 panels and ship pre-drilled for panel assembly hardware. Each panel section of the Gallery End Panel Universal Mount must be supported by two separately specified application specific brackets and attached to a worksurface or bench frame. (i.e. a single panel requires at least 2 application specific brackets, two panels require at least 2 application specific bracket on each panel and three panels require at least 2 application specific brackets on each panel). Gallery panels Universal Mount are not load supporting.**
- **Adaptable Worksurfaces and ZUBW-0000-CN or ZUBW-0000-PN Bracket:**
  - Must use worksurface support legs and brackets to support Adaptable worksurface.
  - May be used on width or depth of worksurface.
  - A minimum of two Wall Brackets brackets must be field installed on Gallery End Panel and the free standing Adaptable Worksurfaces to support the Gallery End Panel.
  - Use Gallery Panel Compose or Compose Connections and Compose 26”(660mm)H Panel L-mount or T-mount when worksurface is attached to panel frame at the end of run.
- **Planes and Planes LT Two-Sided Height Adjustable Benching and 120° Height Adjustable Benching with Gallery Panel Bracket (TA01-BRKT-E):**
  - Gallery Panel Universal Mount is not for use with Planes and Planes LT Single Sided Benching.
  - Gallery Panel Universal Mount are approved to size 18”(457mm) per side larger than the Planes and Planes LT Two-Sided Height Adjustable Benching or 120° Height Adjustable Bench applications. Do not exceed 18”(457mm) beyond the overall worksurface depth.
  - Do not use Gallery Panel Universal Mount when using a Height Adjustable Benching - Top Feed, End of Run (EAET-\_\_00-\_\_).
  - Clearance between Gallery Panel Universal Mount and Height Adjustable Benching worksurface allows 1”(25mm) pinch point.
- **Intuity Single or Double-Sided and 120° Double-Sided Three Pack Benching with Intuity Attachment Bracket ZBBG-0000-PN:**
  - Gallery Panel Universal Mount are approved to size 18”(457mm) per side larger than the Intuity single- or double-sided applications. Do not exceed 18”(457mm) beyond the overall worksurface depth.
  - Applications with or without utility hatch, angled or straight legs are compatible.
  - Not for use on back edge of Single Sided Intuity Benching.
  - Do not use Gallery Panel Universal Mount when using an Intuity Benching - Top Feed at the end of run (EKET-\_\_00-\_\_).
  - Use Intuity Attachment Brackets (ZBBG-0000-PN) when attaching Gallery Panel Universal Mount at the end of a Double-Sided Intuity Benching. Use two brackets per Gallery Panel Universal Mount section.
- **Intuity Rectangular Return Worksurfaces with ZUBW-0000-P\_ Bracket:**
  - Must use worksurface support legs and brackets to support return worksurface.
  - Use Wall Attachment Bracket (ZUBW-0000-\_N) when attaching Gallery Panel Universal Mount to an Intuity Rectangular Return Work Panel Universal Mount to an Intuity Rectangular Return Worksurface. Use two brackets per Gallery Panel Universal Mount per section.

### To Order, Specify:

- 1) Product number.
- 2) Surface Color Options:
  - Laminate
  - Laminate color
  - Edge trim color

**Note:** Wood grain laminate grain direction is vertical.

# Belong Gallery End Panel

Intuity, Height Adjustable Benching, Adaptable Worksurfaces with 1, 2 or 3 Piece Universal Mount

## Gallery End Panel Maximum Width Guidelines

A Gallery End Panel should not extend 18" (457mm) beyond the overall worksurface depth when unsupported.

PRODUCT APPLICATION			GALLERY END PANEL MAXIMUM WIDTH Nominal (Actual)			
PRODUCT	CONFIGURATION	WORKSURFACE DEPTH Nominal (Actual)	1-PIECE GALLERY END PANEL (24"-54" W)	2-PIECE GALLERY END PANEL (60"-108" W)	3-PIECE GALLERY END PANEL (120"-144" W)	
<b>Intuity Benching</b>	Single-Sided Application or Return Worksurface	24" (23.68")	54" (57.00") W	Do Not Use	Do Not Use	
		30" (29.68")	54" (57.00") W	60" (63.00") W	Do Not Use	
	Double-Sided Application or Back-to-Back Return Worksurfaces	48" (50.98") (2) 24"D Worksurfaces	54" (57.00") W	78" (81.00") W	Do Not Use	
		60" (62.98") (2) 30"D Worksurfaces	54" (57.00") W	96" (99.00") W	Do Not Use	
	Single-Sided Application with one 48" or 54" Return Worksurface	24" (23.68")	54" (57.00") W	108" (111.00") W	Do Not Use	
		30" (29.68")	54" (57.00") W	108" (111.00") W	Do Not Use	
	Single-Sided Application with one 60" Return Worksurface	24" (23.68")	54" (57.00") W	108" (111.00") W	Do Not Use	
		30" (29.68")	54" (57.00") W	108" (111.00") W	120" (123.00") W	
	Double-Sided Application with one Return Worksurface	48" (50.98") (2) 24"D Worksurfaces	54" (57.00") W	108" (111.00") W	132" (135.00") W	
		60" (62.98") (2) 30" D Worksurfaces	54" (57.00") W	108" (111.00") W	144" (147.00") W	
	Double-Sided Application with two Return Worksurfaces	48" (50.98") (2) 24"D Worksurfaces	54" (57.00") W	108" (111.00") W	144" (147.00") W	
		60" (62.98") (2) 30" D Worksurfaces	54" (57.00") W	108" (111.00") W	144" (147.00") W	
	<b>Height Adjustable Benching</b>	Single-Sided Application	24" (23.68")	54" (57.00") W	Do Not Use	Do Not Use
			30" (29.68")	54" (57.00") W	60" (63.00") W	Do Not Use
Dual-Sided Application		51" (51.00") (2) 24"D Worksurfaces	54" (57.00") W	78" (81.00") W	Do Not Use	
		63" (63.00") (2) 30" D Worksurfaces	54" (57.00") W	90" (93.00") W	Do Not Use	
		75" (75.00") (2) 36" D Worksurfaces	54" (57.00") W	102" (105.00") W	Do Not Use	

# Belong Gallery End Panel

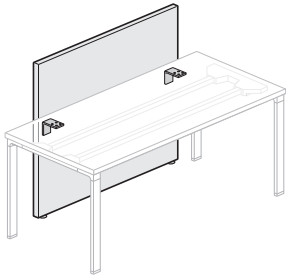
Intuity, Height Adjustable Benching, Adaptable Worksurfaces with 1, 2 or 3 Piece Universal Mount

Number of Panel(s)	Height	Actual Width	Nominal Width	Number	HPL	
					A	B
1	29"(737mm)	27"(686mm)	24"(610mm)	SYSM-2924-DPUNNNN	\$ 321.82	\$ 342.13
1		33"(838mm)	30"(762mm)	SYSM-2930-DPUNNNN	455.09	477.20
1		39"(991mm)	36"(914mm)	SYSM-2936-DPUNNNN	478.19	502.10
1		45"(1143mm)	42"(1067mm)	SYSM-2942-DPUNNNN	501.29	527.00
1		51"(1295mm)	48"(1219mm)	SYSM-2948-DPUNNNN	593.24	620.75
1		57"(1448mm)	54"(1372mm)	SYSM-2954-DPUNNNN	616.34	645.65
2		63"(1600mm)	60"(1524mm)	SYSM-2960-DPUNNNN	846.00	877.11
2		69"(1753mm)	66"(1676mm)	SYSM-2966-DPUNNNN	869.10	902.01
2		75"(1905mm)	72"(1829mm)	SYSM-2972-DPUNNNN	892.20	926.91
2		81"(2057mm)	78"(1981mm)	SYSM-2978-DPUNNNN	915.30	951.81
2		87"(2210mm)	84"(2134mm)	SYSM-2984-DPUNNNN	938.40	976.71
2		93"(2362mm)	90"(2286mm)	SYSM-2990-DPUNNNN	961.50	1001.61
2		99"(2515mm)	96"(2438mm)	SYSM-2996-DPUNNNN	984.60	1026.51
2		105"(2667mm)	102"(2591mm)	SYSM-29A2-DPUNNNN	1007.70	1051.41
2		111"(2819mm)	108"(2743mm)	SYSM-29A8-DPUNNNN	1030.80	1076.31
3		123"(3124mm)	120"(3048mm)	SYSM-29C0-DPUNNNN	1350.38	1399.49
3		135"(3429mm)	132"(3353mm)	SYSM-29D2-DPUNNNN	1396.58	1449.29
3		147"(3734mm)	144"(3658mm)	SYSM-29E4-DPUNNNN	1442.78	1499.09
1	42"(1067mm)	27"(686mm)	24"(610mm)	SYSM-4224-DPUNNNN	\$ 393.32	\$ 419.22
1		33"(838mm)	30"(762mm)	SYSM-4230-DPUNNNN	526.59	554.29
1		39"(991mm)	36"(914mm)	SYSM-4236-DPUNNNN	549.69	579.19
1		45"(1143mm)	42"(1067mm)	SYSM-4242-DPUNNNN	572.79	604.09
1		51"(1295mm)	48"(1219mm)	SYSM-4248-DPUNNNN	664.74	697.84
1		57"(1448mm)	54"(1372mm)	SYSM-4254-DPUNNNN	687.84	722.74
2		63"(1600mm)	60"(1524mm)	SYSM-4260-DPUNNNN	917.50	954.20
2		69"(1753mm)	66"(1676mm)	SYSM-4266-DPUNNNN	940.60	979.10
2		75"(1905mm)	72"(1829mm)	SYSM-4272-DPUNNNN	963.70	1004.00
2		81"(2057mm)	78"(1981mm)	SYSM-4278-DPUNNNN	986.80	1028.90
2		87"(2210mm)	84"(2134mm)	SYSM-4284-DPUNNNN	1009.90	1053.80
2		93"(2362mm)	90"(2286mm)	SYSM-4290-DPUNNNN	1033.00	1078.70
2		99"(2515mm)	96"(2438mm)	SYSM-4296-DPUNNNN	1056.10	1103.60
2		105"(2667mm)	102"(2591mm)	SYSM-42A2-DPUNNNN	1079.20	1128.50
2		111"(2819mm)	108"(2743mm)	SYSM-42A8-DPUNNNN	1102.30	1153.40
3		123"(3124mm)	120"(3048mm)	SYSM-42C0-DPUNNNN	1421.88	1476.58
3		135"(3429mm)	132"(3353mm)	SYSM-42D2-DPUNNNN	1468.08	1526.38
3		147"(3734mm)	144"(3658mm)	SYSM-42E4-DPUNNNN	1514.28	1576.18
1	50"(1270mm)	27"(686mm)	24"(610mm)	SYSM-5024-DPUNNNN	\$ 437.32	\$ 466.66
1		33"(838mm)	30"(762mm)	SYSM-5030-DPUNNNN	570.59	601.73
1		39"(991mm)	36"(914mm)	SYSM-5036-DPUNNNN	593.69	626.63
1		45"(1143mm)	42"(1067mm)	SYSM-5042-DPUNNNN	616.79	651.53
1		51"(1295mm)	48"(1219mm)	SYSM-5048-DPUNNNN	708.74	745.28
1		57"(1448mm)	54"(1372mm)	SYSM-5054-DPUNNNN	731.84	770.18
2		63"(1600mm)	60"(1524mm)	SYSM-5060-DPUNNNN	961.50	1001.64
2		69"(1753mm)	66"(1676mm)	SYSM-5066-DPUNNNN	984.60	1026.54
2		75"(1905mm)	72"(1829mm)	SYSM-5072-DPUNNNN	1007.70	1051.44
2		81"(2057mm)	78"(1981mm)	SYSM-5078-DPUNNNN	1030.80	1076.34
2		87"(2210mm)	84"(2134mm)	SYSM-5084-DPUNNNN	1053.90	1101.24
2		93"(2362mm)	90"(2286mm)	SYSM-5090-DPUNNNN	1077.00	1126.14
2		99"(2515mm)	96"(2438mm)	SYSM-5096-DPUNNNN	1100.10	1151.04
2		105"(2667mm)	102"(2591mm)	SYSM-50A2-DPUNNNN	1123.20	1175.94
2		111"(2819mm)	108"(2743mm)	SYSM-50A8-DPUNNNN	1146.30	1200.84
3		123"(3124mm)	120"(3048mm)	SYSM-50C0-DPUNNNN	1465.88	1524.02
3		135"(3429mm)	132"(3353mm)	SYSM-50D2-DPUNNNN	1512.08	1573.82
3		147"(3734mm)	144"(3658mm)	SYSM-50E4-DPUNNNN	1558.28	1623.62

# Belong

## Gallery Screens

### Gallery Back Screen — For use with Adaptable Convergent WS and Intuity Return



SYSM  
Class YA1 – Discount Group XIII

#### Features

- Includes one laminate screen.
- Screen is 1.18”(30mm) thick.
- Laminate surface is high pressure laminate (HPL) with 1mm edgeband.
- Glides provide 1.5”(38mm) leveling adjustment.
- Screen and brackets are field installed.

#### Specification Tips

- **Separately specify attachment brackets.**
- **Not designed to support horizontal surfaces.**
- Not for use with Height Adjustable Tables.
- Specify screen width to allow 12”(305mm) clearance for top feed applications.
- Screens are non-load bearing.
- Gap between screen and horizontal surface allows installation of edge mounted accessories.
- Gallery Back Screen above/below horizontal surface top/bottom measurements:
  - 42”(1067mm)H: 12.25”(311mm) above/28”(711mm) below
  - 50”(1270mm)H: 20.25”(514mm) above/28”(711mm) below
- Refer to Specification Guide for bracket and screen dimensions.
- Refer to product specific Specification Guide for additional guidelines.

#### To Order, Specify:

- 1) Product number.
- 2) Surface Color Options:
  - Laminate:
    - Laminate Surface Color
    - Edgeband Trim Color

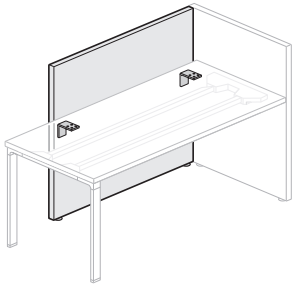
**Note:** Laminate wood grain direction is vertical.

Height	Width	Number	HPL	
			A	B
42”(1067mm)	24”(610mm)	SYSM-4224-DDUNNNN	\$ 381.77	\$ 406.77
	30”(762mm)	SYSM-4230-DDUNNNN	404.87	431.67
	36”(914mm)	SYSM-4236-DDUNNNN	538.14	566.74
	42”(1067mm)	SYSM-4242-DDUNNNN	561.24	591.64
	48”(1219mm)	SYSM-4248-DDUNNNN	584.34	616.54
50”(1270mm)	24”(610mm)	SYSM-5024-DDUNNNN	\$ 425.77	\$ 454.21
	30”(762mm)	SYSM-5030-DDUNNNN	448.87	479.11
	36”(914mm)	SYSM-5036-DDUNNNN	582.14	614.18
	42”(1067mm)	SYSM-5042-DDUNNNN	605.24	639.08
	48”(1219mm)	SYSM-5048-DDUNNNN	628.34	663.98

# Belong

## Gallery Screens

### Gallery Back Screen for Return — For use with Adaptable Convergent WS and Intuity Return



SYSM  
Class YA1 – Discount Group XIII

#### Features

- Includes one laminate screen and attachment hardware for attaching to the Gallery Return Screen; Adaptable Worksurface attachment hardware is separately specified.
- Screen is 1.18”(30mm) thick.
- Laminate surface is high pressure laminate (HPL) with 1mm edgeband.
- Glides provide 1.5”(38mm) leveling adjustment.
- Screen and brackets are field installed.

#### Specification Tips

- **Must be specified with Gallery Return Screen.**
- **Designed to be used in place of Adaptable Worksurface legs or supports.**
- Not for use on Height Adjustable Tables.
- For top feed applications, specify screen width to allow 12”(305mm) clearance.
- Gap between Gallery Back Screen for Return and Adaptable Worksurface allows for installation of C-Clamp or Thru-Mount Belong Tool Rail options only. (Under Worksurface L-Bracket Belong Tool Rail cannot be used due to alignment issues with Gallery Return Screen.)
- Refer to Specification Guide for bracket and screen dimensions.
- Refer to product specific Specification Guide for additional guidelines.

#### To Order, Specify:

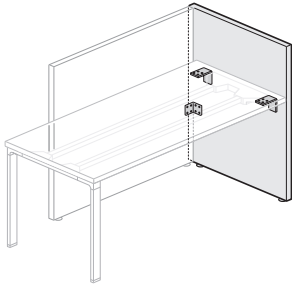
- 1) Product number.
  - 2) Surface Color Options:
    - Laminate:
      - Laminate Surface Color
      - Edgeband Trim Color
- Note:** Laminate wood grain direction is vertical.

Height	Width	Number	HPL	
			A	B
42”(1067mm)	24”(610mm)	SYSM-4224-DDUNRNN	\$ 401.81	\$ 426.81
	30”(762mm)	SYSM-4230-DDUNRNN	424.91	451.71
	36”(914mm)	SYSM-4236-DDUNRNN	558.18	586.78
	42”(1067mm)	SYSM-4242-DDUNRNN	581.28	611.68
50”(1270mm)	48”(1219mm)	SYSM-4248-DDUNRNN	604.38	636.58
	24”(610mm)	SYSM-5024-DDUNRNN	\$ 445.81	\$ 474.25
	30”(762mm)	SYSM-5030-DDUNRNN	468.91	499.15
	36”(914mm)	SYSM-5036-DDUNRNN	602.18	634.22
	42”(1067mm)	SYSM-5042-DDUNRNN	625.28	659.12
	48”(1219mm)	SYSM-5048-DDUNRNN	648.38	684.02

# Belong

## Gallery Screens

### Gallery Return Screen — For use with Adaptable Convergent WS and Intuity Return



SYRM  
Class YA1 – Discount Group XIII

#### Features

- Includes one laminate screen and attachment hardware for attaching to the Gallery Back Screen for Return; Adaptable Worksurface worksurface to wall bracket is separately specified.
- Screen is 1.18”(30mm) thick.
- Laminate surface is high pressure laminate (HPL) with 1mm edgeband.
- Available with Optional Right or Left-hand mount.
- Glides provide 1.5”(38mm) leveling adjustment.
- Screen and brackets are field installed.

#### Specification Tips

- **Must be specified with Gallery Back Screen for Return.**
- **Designed to be used in place of Adaptable Worksurface legs or supports.**
- Not for use on Height Adjustable Tables.
- Specify screen width to allow 12”(305mm) clearance for top feed applications.
- Return Screen will be flush to horizontal surface end and have a 1”(25mm) gap on back **or** if return screen flush to back it will have a 1”(25mm) overhang on horizontal end.
- No clearance between Desking worksurface end and screen face.
- Cannot change handedness in field.
- Refer to Specification Guide for bracket and screen dimensions.
- Refer to product specific Specification Guide for additional guidelines.

#### To Order, Specify:

1) Product number, including:

**1 Handedness Option:**

**R** Right

**L** Left

2) Surface Color Options:

Laminate:

–Laminate Surface Color

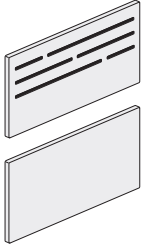
–Edgeband Trim Color

**Note:** Laminate wood grain direction is vertical.

Height	Depth	Number ①	HPL	
			A	B
42”(1067mm)	24”(610mm)	SY ■ M-4224-DRUNSNN	\$349.36	\$374.96
	30”(762mm)	SY ■ M-4230-DRUNSNN	482.63	510.03
	36”(914mm)	SY ■ M-4236-DRUNSNN	505.73	534.93
50”(1270mm)	24”(610mm)	SY ■ M-5024-DRUNSNN	\$393.36	\$422.40
	30”(762mm)	SY ■ M-5030-DRUNSNN	526.63	557.47
	36”(914mm)	SY ■ M-5036-DRUNSNN	549.73	582.37

# Belong

## Structural Screen Tile



KUTB  
Class YA1 - Discount Group XIII

### Features

- Includes one steel Structural Screen Tile with or without slats and attachment hardware.
- Supports maximum weights of:
  - 18"(457mm) - 10 pounds (4.5kg)
  - 22.5"(572mm) - 10 pounds (4.5kg)
  - 27"(686mm) - 15 pounds (6.8kg)
  - 31.5"(800mm) - 17 pounds (7.7kg)
  - 36"(914mm) - 20 pounds (9.0kg)
- Non-writable, magnetic surface.

### Specification Tips

- Designed for use on Belong Structural Screen (defaces screen) or structural building wall.
- May be wall mounted to structural building wall if properly mounted;
  - Anchors are not provided, must be field supplied.
- Cords cannot be passed behind the Structural Screen Tile.
- Not for use with Wall Track.
- For use with separately specified Belong or Jump Stuff work tools.

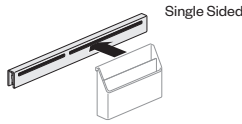
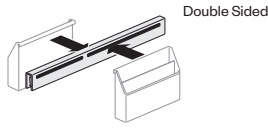
### To Order, Specify:

- 1) Product number.
- 2) Trim color.

Actual Height	Actual Depth	Actual Width	Weight Pounds	Number	Trim A	B
<b>With Slots</b>						
12"(305mm)	0.67"(17mm)	18"(457mm)	7.1 (3.2kg)	KUTB-1218-S	\$ 239.44	\$ 245.13
		22.5"(572mm)	8.9 (4.0kg)	KUTB-1222-S	252.68	265.93
		27"(686mm)	10.6 (4.8kg)	KUTB-1227-S	269.23	291.93
		31.5"(800mm)	12.5 (5.7kg)	KUTB-1232-S	285.78	317.93
		36"(914mm)	14.2 (6.4kg)	KUTB-1236-S	299.02	338.73
<b>Without Slots</b>						
12"(305mm)	0.67"(17mm)	18"(457mm)	7.5 (3.4kg)	KUTB-1218-N	\$ 159.66	\$ 165.35
		22.5"(572mm)	9.4 (4.3kg)	KUTB-1222-N	172.90	186.15
		27"(686mm)	11.2 (5.1kg)	KUTB-1227-N	189.45	212.15
		31.5"(800mm)	13.1 (5.9kg)	KUTB-1232-N	206.00	238.15
		36"(914mm)	15.0 (6.8kg)	KUTB-1236-N	219.24	258.95

# Screen Rails

## Belong Screen Rail



KUSR  
Class YA1 – Discount Group XIII

### Features

- Includes one steel Screen Rail; single sided with row of two slots or double sided with two slots on each side.
- Slot Widths: 8.19”(208mm) and 12.94”(329mm).
- Supports maximum weight of:
  - Single Sided: 5 pounds (2.3kg)
  - Double Sided: 5 pounds (2.3kg) each side
- Non-writable, magnetic surface.

### Specification Tips

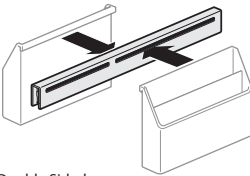
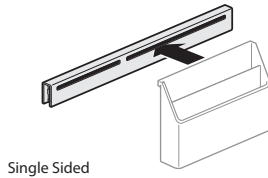
- For use with separately specified Belong or Jump Stuff work tools.
- For use on top of fabric or laminate Belong Screens only.
- Not for use on Belong Glass Screens or Territory Screens.
- Not for use on Belong Plus screens.

### To Order, Specify:

- 1) Product number.
- 2) Trim color.

Actual Height	Actual Width	Weight Pounds	Description	Number	Trim	
					A	B
2.19”(56mm)	23.75”(603mm)	2.8 (1.3kg)	Single Sided	KUSR-0224-S	\$ 99.17	\$ 117.20
		2.8 (1.3kg)	Double Sided	KUSR-0224-D	117.20	135.23

## Belong Plus Screen Rail



Double Sided

SURS  
Class YA1 – Discount Group XIII

### Features

- Includes one steel Screen Rail; single sided with row of two slots or double sided with two slots on each side.
- Slot Widths: 8.19”(208mm) and 12.94”(329mm).
- Supports maximum weight of:
  - Single Sided: 5 pounds (2.3kg)
  - Double Sided: 5 pounds (2.3kg) each side
- Non-writable, magnetic surface.

### Specification Tips

- Not for use with Belong Plus Territory Screen and Center Screen for Height Adjustable Benches.
- For use with separately specified Belong or Jump Stuff work tools.
- For use on top of fabric, Belong Plus Screens.
- Not for use on Belong Screens.

### To Order, Specify:

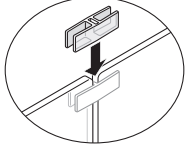
- 1) Product number.
- 2) Trim color.

Actual Height	Actual Width	Weight Pounds	Description	Number	Trim	
					A	B
2.19”(56mm)	23.75”(603mm)	2.8 (1.3kg)	Single Sided	SURS-0224-S	\$ 90.80	\$ 94.31
		2.8 (1.3kg)	Double Sided	SURS-0224-D	107.30	110.81



# Screen Alignment Clips

## Belong Screen Alignment Clip



VBSF-0000  
Class IN - GSA; Open Market

**Feature**

- Includes one pack of 10 clear polycarbonate clips.

**Specification Tips**

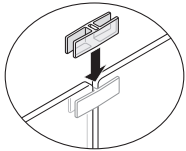
- For use when aligning two Belong fabric or hardsurface screens.
- **Not for use with glass screens.**
- Recommended for in-line screen condition.

**To Order, Specify:**

- 1) Product number.  
(No finish specification required.)

<b>Number</b>	<b>Price</b>
VBSF-0000	\$59.33

## Belong Plus Screen Alignment Clip



SUSF-0000  
Class IN - GSA; Open Market

**Feature**

- Includes one pack of 10 clear polycarbonate clips.

**Specification Tips**

- For use when aligning Belong Plus fabric screens.
- **Not for use on hard surfaces.**
- Recommended for use with Belong Plus Center Screens when mounted on:
  - Compose
  - Compose Beam
  - Compose Connections
  - Intuity Benching

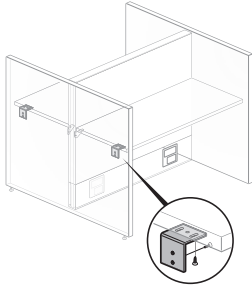
**To Order, Specify:**

- 1) Product number.  
(No finish specification required.)

<b>Number</b>	<b>Price</b>
SUSF-0000	\$63.75

# Attachment Brackets

## Gallery Panel Attachment Bracket



ZUBW-0000-PN  
ZUBW-0000-CN

### Feature

- Includes: one steel non-handed bracket and hardware.

### Specification Tips

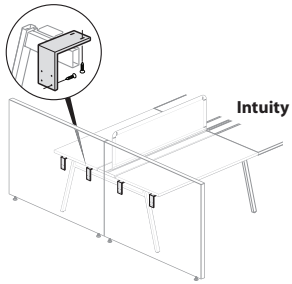
- Use ZUBW-0000-PN brackets (standard in Black) or ZUBW-0000-CN (requires trim color specification) with Adaptable Worksurfaces.
- Use ZUBW-0000-PN or ZUBW-0000-CN between a Gallery Back Screen and a Return Screen.
- Intuity bracket (ZBBG-0000-PN) attaches Gallery End Panel to worksurface and must be used in conjunction with support legs. Not for use on the back edge of a single sided Intuity Benching.
- Refer to product specific Specification Guide for planning information.

### To Order, Specify:

- Product number.
- Trim color (if applicable).

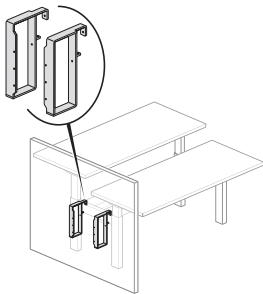
### Product

Application	Number	Trim A	B
Worksurface to Wall Bracket (Black)	ZUBW-0000-PN	\$ 38.18	N/A
Worksurface to Wall Bracket (trim color required)	ZUBW-0000-CN	44.27	\$52.00
Intuity	ZBBG-0000-PN	61.22	69.29



ZBBG-0000-PN  
Class BD – Discount Group XII

## Gallery Panel Bracket



TA01-BRKT-E  
Class TA – Discount Group X

### Feature

- Includes one pair of painted brackets and attachment hardware.

### Specification Tips

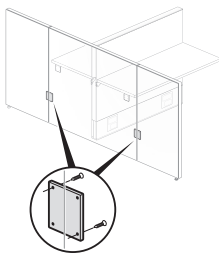
- Designed to attach Planes Two-Sided Height Adjustable Benching, Planes LT Benching or 120° Height Adjustable Benching to Gallery panels.**
- Not for use on Planes Single Sided.
- Mounts to cross beam at the end of a benching run.
- Not for use in between benches.
- Cannot use end of run top feed with Gallery Panel.

### To Order, Specify:

- Product number.
  - Trim color.
- Note: \$16.66** upcharge list for Grade B trim colors.

Number	Price
TA01-BRKT-E	\$342.33

## Tie Plate



ZBBP-0000-PN

Class IN – Discount Group XXIII

### Features

- Includes painted tie plate and attachment hardware.
- Tie plate is used to connect a single sided kit to a double sided kit.
- Standard in Black.

### To Order, Specify:

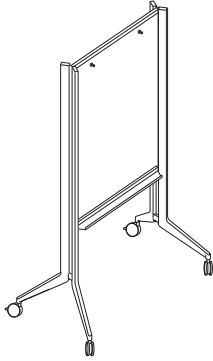
- Product number.  
(No finish specification required.)

Number	Price
ZBBP-0000-PN	\$28.62

# Information Display

## Planes Easels

### Standard Easel



KAIE-0029  
Class TA – Discount Group X

#### Features

- Includes frame and attached, two-sided laminate writing surface/center board with attached marker tray.
- Markers and erasers separately specified.
- **One information board can be hung from each side of easel; specify separately.**
- Center board has pins to allow hanging of standard size easel paper pad.
- Writable surface/center board is 0.54”(14mm) thick with 1mm bright white edgeband and has a 31”(787mm)W x 43”(1092mm)H writing surface.
- Aluminum frame available in metallic trim colors only.
- Easel marker tray is 30”(762mm)W x 1.375”(35mm)H x 3”(76mm)D. Accessible from one side only.
- Optional casters or glides are field interchangeable:
  - Casters (two locking/two non-locking) are available with: Light platinum or fog hub with graphite tread, or black hub with black tread.
- Optional glides (four) are available in light platinum, fog or black with 0.5”(13mm) height adjustment.
  - Glide stem is painted to match base; glide base disc color must be specified.
- Easel can be used as a projection screen and/or space divider.
- Easel height with information board(s) attached is 78”(1981mm).
- Ships unassembled.

#### Specification Tips

- Only Planes information boards can be hung off the Planes easel.
- The following Planes products are separately specified:
  - Information Boards
- The following products are recommended to maintain the markerboard appearance:
  - Dry erase marker kit (includes holder, six markers and eraser), order part# 7062-8001
  - Markerboard cleaner and conditioner, order part# 7031-7001
  - Markerboard spray cleaner, order part# 7031-7002

#### To Order, Specify:

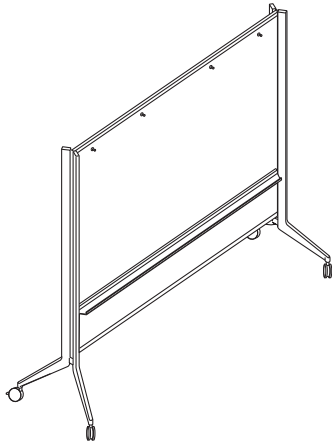
- 1) Product number, including:
  - 1 Base Option:**
    - C** Caster
    - G** Glide (add **\$101.30** list)
- 2) Frame trim color.
- 3) Caster/Glide base disc trim color:
  - TR-F Black
  - TR-7 Fog
  - TR-LPL Light Platinum

Height	Depth	Width	Number	①	Trim	
					A	B
75”(1905mm)	28”(711mm)	45”(1143mm)	KAIE-0029-LJS	B	\$2080.70	\$2140.15

# Information Display

## Planes Easels

### Large Easel



KAIE-0072  
Class TA – Discount Group X

#### Features

- Includes frame, and attached, two-sided laminate writing surface/center board with attached marker tray.
- Markers and erasers separately specified.
- **Two information boards can be hung from each side of easel; specify separately.**
- Center board has pins to allow hanging of standard size easel paper pads.
- Writable surface/center board is 0.64”(16mm) thick with 1mm bright white edgeband and has a 74”(1880mm)W x 43”(1092mm)H writing surface.
- Aluminum frame available in metallic trim colors only.
- Easel marker tray is 73”(1854mm)W x 1.375”(35mm)H x 3”(76mm)D. Accessible from one side only.
- Optional casters or glides are field interchangeable:
  - Casters (two locking/two non-locking) are available with: Light platinum or fog hub with graphite tread, or black hub with black tread.
- Optional glides (four) are available in light platinum, fog or black with 0.5”(13mm) height adjustment.
  - Glide stem is painted to match base; glide base disc color must be specified.
- Easel can be used as a projection screen and/or space divider.
- Easel height with information board(s) attached is 78”(1981mm).
- Ships unassembled.

#### Specification Tips

- Only Planes information boards can be hung off the Planes easel.
- The following Planes products are separately specified:
  - Information Boards
- The following products are recommended to maintain the markerboard appearance:
  - Dry erase marker kit (includes holder, six markers and eraser), order part# 7062-8001
  - Markerboard cleaner and conditioner, order part# 7031-7001
  - Markerboard spray cleaner, order part# 7031-7002

#### To Order, Specify:

1) Product number, including:

**1 Base Option:**

- C** Caster
- G** Glide (add **\$101.30** list)

2) Frame trim color.

3) Caster/Glide base disc trim color:

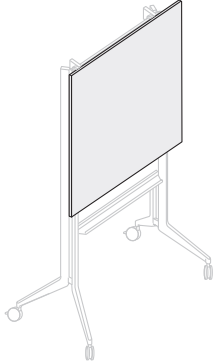
- TR-F Black
- TR-7 Fog
- TR-LPL Light Platinum

Height	Depth	Width	Number	①	Trim	
					A	B
75”(1905mm)	28”(711mm)	88”(2235mm)	KAIE-0072-LJS	■ B	\$2958.73	\$3018.18

# Information Display

## Planes Boards and Accessories

### Information Boards



KAIB-0040  
Class TA – Discount Group X

#### Features

- Includes one information board and attachment cleats.
- Markers and erasers separately specified.
- Laminate writable surface/information boards are 0.64”(16mm) thick with one usable side and 1mm bright white edgeband.
- Safety interlock prevents dislodgement from easels and horizontal wall rail.
- Lightweight construction – each board is approximately 19 pounds.
- Information board cleats and bumpers are light platinum.
- Ships assembled.

#### Specification Tips

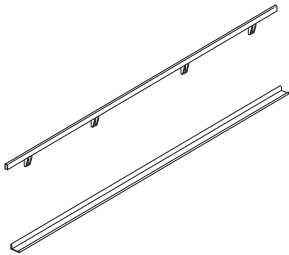
- **Planes information boards add 3”(76mm) to overall easel height.**
- Information board back cleats (2) fit over top rail of easel and lower bumpers (2) allow vertical alignment.
- The following Planes products are separately specified:
  - Standard Easel
  - Large Easel
  - Horizontal Wall Rail for Information Boards
- The following products are recommended to maintain the markerboard appearance:
  - Dry erase marker kit (includes holder, six markers and eraser), order part# 7062-8001
  - Markerboard cleaner and conditioner, order part# 7031-7001
  - Markerboard spray cleaner, order part# 7031-7002

#### To Order, Specify:

- 1) Product number.  
(No finish specification required.)

Height	Width	Number	Price
42”(1067mm)	40”(1016mm)	KAIB-0040-LJSNA	\$677.65

### Horizontal Wall Rail for Information Boards



KAIW-0096  
Class TA – Discount Group X

#### Features

- Includes upper and lower rails, four wall cleats, two end caps and hardware.
- Lower rail also functions as a 2.25”(57mm) x 96”(2438mm) marker tray.
- 96”(2438mm) horizontal wall rail accommodates two information boards side-by-side.
- Rails can be cut down to accommodate desired width.
- Rail end caps and cleats are light platinum.
- Wall rails are mounted horizontally.
- Ships unassembled.

#### Specification Tips

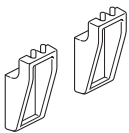
- **Planes horizontal wall rail requires proper structural wall backing for support. Mounting hardware is field supplied.**
- The following Planes products are separately specified:
  - Information Boards

#### To Order, Specify:

- 1) Product number.
- 2) Trim color for rail.

Width	Number	Trim A	B
96”(2438mm)	KAIW-0096	\$1553.27	\$1612.72

### Wall Cleat for Information Boards



KAIH-0000  
Class TA – Discount Group X

#### Features

- Includes two cleats in light platinum.
- For use with the Planes information board horizontal wall rail in field modified application.

#### Specification Tip

- **Planes horizontal wall rail requires proper structural wall backing for support. Mounting hardware is field supplied.**

#### To Order, Specify:

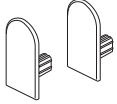
- 1) Product number.  
(No finish specification required.)

Height	Depth	Width	Number	Price
3.5”(89mm)	1.5”(38mm)	1.75”(44mm)	KAIH-0000	\$111.11

# Information Display

## Planes Boards and Accessories

### Horizontal Wall Rail End Caps



KAIC-0000  
Class TA - Discount Group X

**Features**

- Includes two end caps in light platinum.
- For use with the Planes information board horizontal wall rail in field modified application.

**Specification Tip**

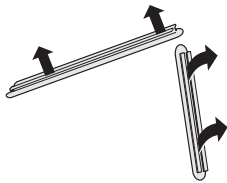
- **Planes horizontal wall rail requires proper structural wall backing for support. Mounting hardware is field supplied.**

**To Order, Specify:**

- 1) Product number.  
(No finish specification required.)

	<b>Number</b>	<b>Price</b>
	KAIC-0000	\$19.69

### Y-Leg Bumper



TA01-0214  
Class TA - Discount Group X

**Feature**

- Includes 4 bumpers in light platinum, for easel Y-leg.

**Specification Tip**

- Protects Y-leg tables when nested.

**To Order, Specify:**

- 1) Product number.  
(No color specification required.)

<b>Description</b>	<b>Number</b>	<b>Price</b>
For use on 30"(762mm)D top	TA01-0214	\$11.19

# Screens and Space Division

Surfaces Materials

Index

Warranty

# Surface Materials

## Finish Color Legend

### Wood

#### Grade A

36	Aerial
6X	Chevron
35	Etch
L6	Highlands
C1	Striae
PY	Tailored
3A	Tellure

#### Grade B

33	Camp
L5	Classic
34	Fields
6	Hue
32	Peca
PV	Ritz
WS	Shimmer

#### Grade C

SW	Sisal
4S	Thorman

### HPL

#### Grade A

##### Solid Color

H-34	Beige
H-AK	Chalk
H-8J	Charcoal
H-3J	Graphite
H-62	Gray Tone
H-WL	Linen
H-3P	Platinum
H-AA	Putty
H-3E	Smoke

##### Patterned

H-P1	Linen Casual
H-P2	Linen Classic
H-P3	Linen Crisp
H-P4	Linen Flax

##### Wood

H-AE	Maple
------	-------

#### Grade B

##### Wood Grain

H-KA	Brazilwood
H-KG	Columbian Walnut
H-KP	Field Elm
H-KN	Grey Elm
H-KM	Landmark Wood
H-KL	Neo Walnut
H-KC	New Age Oak
H-KR	Phantom Eoru
H-KS	Phantom Pearl
H-KD	River Cherry
H-KE	Sanara
H-KF	Williamsburg Cherry

### Edgeband

#### Solid Color

HP-34	Beige
HP-AK	Chalk
HP-8J	Charcoal
HP-3J	Graphite
HP-62	Gray Tone
HP-WL	Linen
HP-3P	Platinum
HP-AA	Putty
HP-3E	Smoke

#### Patterned Edgeband

HP-P1	Linen Casual
HP-P2	Linen Classic
HP-P3	Linen Crisp
HP-P4	Linen Flax

#### Wood Grain

HP-KA	Brazilwood
HP-KG	Columbian Walnut
HP-KP	Field Elm
HP-KN	Grey Elm
HP-KM	Landmark Wood
HP-AE	Maple
HP-KL	Neo Walnut
HP-KC	New Age Oak
HP-KR	Phantom Eoru
HP-KS	Phantom Pearl
HP-KD	River Cherry
H-KE	Sanara
HP-KF	Williamsburg Cherry

#### Ply-Edge

HP-PW	Ply-Edge
-------	----------

### Trim

#### Grade A

##### Smooth

TR-R	Beige
TR-AK	Chalk
TR-K	Charcoal
TR-C1	Cocoa
TR-J	Graphite
TR-G	Gray Tone
TR-AA	Putty
TR-E	Smoke
TR-PLS	Smooth Plaster
TR-FM	Snow

##### Textured

TR-TG	Grout
TR-TF	Pitch
TR-TW	Plaster

#### Grade B

##### Smooth

TR-IC	Accent Blue
TR-IG	Blue Jay
TR-IR	Brownstone
TR-IN	Night
TR-IQ	Park
TR-RR	Rusty Red
TR-IM	Sable
TR-IJ	Sky Blue

##### Smooth Metallic

TR-MC	Metallic Champagne
TR-MG	Metallic Gunmetal
TR-LE	Metallic Silver

##### Textured Metallic

TR-HE	Hellenic
-------	----------

### Wood

#### Grade A

##### Double Cut

2P-RL	Applegate
WE-RD	Dune
WJ-RE	Ebony
2N-RL	Echo
W3-HR	Harbor
WE-RT	Melba
WR-PB	Pebble
CQ-WG	Walnut Grove

#### Grade B

##### Cherry

VC-CA1	Amber
VC-W23	American
VC-W33	Caramel
VC-W30	Heritage
VC-W32	Pacific

##### Maple

VP-LM	Light
VP-N	Natural

##### Maple Quarter Cut

NM-N	Natural
------	---------

##### Rift Cut White Oak

TR-W15	Espresso
NR-W40	Mocha

##### Walnut

VR-W15	Espresso
VR-W31	Retro

##### Walnut Quarter Cut

NW-W35	Clear
NW-W15	Espresso
NW-W31	Retro

**ALERT:** These materials are current, however they are being considered for future obsolescence due to low volume.

<h3>Vertical Fabrics</h3> <h4>Grade D</h4> <table border="0"> <tr><td>LV</td><td>Tangram</td></tr> </table>	LV	Tangram	<h3>HPL</h3> <table border="0"> <tr><td>H-AM</td><td>Amber Cherry</td></tr> <tr><td>H-AD</td><td>Medium Cherry</td></tr> </table>	H-AM	Amber Cherry	H-AD	Medium Cherry	<h3>Edgeband</h3> <table border="0"> <tr><td>HP-AM</td><td>Cherry</td></tr> <tr><td>HP-AD</td><td>Medium Cherry</td></tr> </table>	HP-AM	Cherry	HP-AD	Medium Cherry	<h3>Trims</h3> <table border="0"> <tr><td>TR-IE</td><td>Accent Orange</td></tr> <tr><td>TR-IF</td><td>Accent Red</td></tr> <tr><td>TR-AR</td><td>Argent</td></tr> <tr><td>TR-CTS</td><td>Chartreuse</td></tr> <tr><td>TR-DM</td><td>Dark Bronze</td></tr> <tr><td></td><td>Metallic</td></tr> <tr><td>TR-1H</td><td>Terra</td></tr> <tr><td>TR-1K</td><td>Wren</td></tr> </table>	TR-IE	Accent Orange	TR-IF	Accent Red	TR-AR	Argent	TR-CTS	Chartreuse	TR-DM	Dark Bronze		Metallic	TR-1H	Terra	TR-1K	Wren	<h3>Wood</h3> <table border="0"> <tr><td>VJ-W42</td><td>Brindle</td></tr> <tr><td>2R-RL</td><td>Butternut</td></tr> <tr><td>NP-W08</td><td>Golden</td></tr> <tr><td>NP-W07</td><td>Light</td></tr> <tr><td>NX-U</td><td>Medium</td></tr> <tr><td>VR-W12</td><td>Naturally Walnut</td></tr> <tr><td>VP-AD</td><td>Sand</td></tr> <tr><td>WC-RW</td><td>Wenge</td></tr> </table>	VJ-W42	Brindle	2R-RL	Butternut	NP-W08	Golden	NP-W07	Light	NX-U	Medium	VR-W12	Naturally Walnut	VP-AD	Sand	WC-RW	Wenge
LV	Tangram																																													
H-AM	Amber Cherry																																													
H-AD	Medium Cherry																																													
HP-AM	Cherry																																													
HP-AD	Medium Cherry																																													
TR-IE	Accent Orange																																													
TR-IF	Accent Red																																													
TR-AR	Argent																																													
TR-CTS	Chartreuse																																													
TR-DM	Dark Bronze																																													
	Metallic																																													
TR-1H	Terra																																													
TR-1K	Wren																																													
VJ-W42	Brindle																																													
2R-RL	Butternut																																													
NP-W08	Golden																																													
NP-W07	Light																																													
NX-U	Medium																																													
VR-W12	Naturally Walnut																																													
VP-AD	Sand																																													
WC-RW	Wenge																																													

\* For most current finish and fabric availability please reference [surfaces.haworth.com](https://surfaces.haworth.com).

## Haworth+

For information on the Haworth+ alliance program, including images and product availability, please refer to: [Haworth.com](https://Haworth.com) > Surface Collection > Haworth+ Library

## Customer's Own Material (COM)

For general Customer's Own Material (COM) information including processes and forms, please refer to:

[Haworth.com](https://Haworth.com) > Surface Collection > Resources > COM

For information on approved COM's, please refer to:

[Haworth.com](https://Haworth.com) > Surface Collection > COM Library

## Forest Stewardship Council® (FSC®) Statement:

In our continuing support of sustainable forestry and responsible purchasing, Haworth North America is offering FSC certified wood products at no up-charge. By providing FSC certified material, Haworth is supporting our client's green building goals and demonstrating our collective commitment to source materials more sustainably. Haworth will provide to you the necessary FSC certified paperwork with your shipment. For more information, FAQs, and a complete FSC product list (including product exceptions), go to the Library and search FSC. Haworth FSC Trademark License #FSC-C002821



# Index

Products are listed alphabetically in this index by alpha-numeric prefix/suffix codes.

<b>Product Code</b>	<b>Product Description</b>	<b>Page</b>
AUSA	Active Components – Inner Accessory Screen — Adaptable Worksurfaces, Fixed Height Tables, Height Adjustable Tables, Height Adjustable Benching and Intuity Benching	59
AUSC	Active Components – Corner Screen – No Modesty — Corner Screen	57
AUSR	Active Components – Center Screen	56
AUST	Active Components – Territory Screen — Adaptable Worksurfaces and Intuity Desking	58
KAIB-0040	Information Display – Planes Boards and Accessories — Information Boards	77
KAIC-0000	Information Display – Planes Boards and Accessories — HorizontalWall Rail End Caps	78
KAIE-0029	Information Display – Planes Easels — Standard Easel	75
KAIE-0072	Information Display – Planes Easels — Large Easel	76
KAIH-0000	Information Display – Planes Boards and Accessories — Wall Cleat for Information Boards	77
KAIW-0096	Information Display – Planes Boards and Accessories — HorizontalWall Rail for Information Boards	77
KUSR	Screen Rails – Belong Screen Rail	72
KUTB	Belong – Structural Screen Tile	71
KUTS-E	Belong – Territory Screen — End-of-Run for Adaptable Worksurfaces	29
KUTS-L	Belong – Territory Screen — L-Screen for Adaptable Worksurfaces	30
KUTS-S	Belong – Territory Screen — Shared for Adaptable Worksurfaces	29
STUB	Compose Echo – Back Screen – Modesty or No Modesty — Height Adjustable Tables or Adaptable Worksurfaces	44
STUF	Compose Echo – Full Wrap Screen – Modesty or No Modesty — Rectangular Height Adjustable Tables	51
STUF	Compose Echo – Full Wrap Screen – Modesty or No Modesty — Rectangular Radius Corner Height Adjustable Table	54
STUP	Compose Echo – Corner Screen – Modesty or No Modesty — Rectangular Height Adjustable Tables or Adaptable Convergent Worksurfaces	46
STUP	Compose Echo – Corner Screen – Modesty or No Modesty — Rectangular Radius Corner Height Adjustable Tables	49
SUFB	Belong – Back Screen – Modesty — Adaptable Convergent and Intuity Return Worksurfaces	13
SUFB	Belong – Back Screen – Modesty — Height Adjustable Tables	17
SUFB	Belong – Back Screen – No Modesty — Height Adjustable Tables and Benching	20
SUPC	Belong – Center Screens — Rail Mount — Compose Work Rail Top Trim and Intuity Benching	23
SUPC-FB	Belong – Center Screens — Rail Mount — Compose Work Rail Top Trim and Intuity Benching	23
SUPC-MB	Belong – Center Screens — Rail Mount — Compose Work Rail Top Trim and Intuity Benching	23
SURS	Screen Rails – Belong Plus Screen Rail	72
SUSB-FNUHNNN	Belong Plus – Back Screen – No Modesty — Height Adjustable Tables and Benching	33
SUSB-FNUUNNN	Belong Plus – Back Screen – Modesty — Adaptable Convergent and Intuity Return Worksurfaces, and Height Adjustable Tables	31
SUSC-FNAHNNND	Belong Plus – Center Screen — Planes and Planes LT Benching	36
SUSC-FNAHNNNS	Belong Plus – Center Screen — Planes and Planes LT Benching	36
SUSC-FNBUNNN	Belong Plus – Center Screen — Rail Mount — Intuity Benching	35
SUSC-FNGUNNN	Belong Plus – Center Screen — Rail Mount — Compose Work Rail Top Trim Mount	34
SUSC-FNZANNN	Belong Plus – Center Screen — Half Convergent Adaptable Worksurfaces	37
SUSE-FNUHNNN	Belong Plus – End Screen – No Modesty — Height Adjustable Tables and Height Adjustable Benching	40
SUSE-FNUUNLN	Belong Plus – End Screen – Modesty — Intuity Benching	39
SUSE-FNUUNNN	Belong Plus – End Screen – Modesty — Adaptable Worksurfaces, Height Adjustable Benching and Height Adjustable Tables	38
SUSF-0000	Screen Alignment Clips – Belong Plus Screen Alignment Clip	73
SUST-FNO	Belong Plus – Territory Screen — Intuity Benching with Access Hatch	43
SUST-FN6	Belong Plus – Territory Screen — Height Adjustable Benching and Tables, Intuity Benching — no Access Hatch, Adaptable WS	41
SUST-FN6	Belong Plus – Territory Screen — Intuity Benching with Access Hatch	43
SUST-FNO	Belong Plus – Territory Screen — Height Adjustable Benching and Tables, Intuity Benching — no Access Hatch, Adaptable WS	41
SUTM	Belong – Territory Screen — Adaptable Worksurfaces	28
SYRM	Belong – Gallery Screens — Gallery Return Screen — For use with Adaptable Convergent WS and Intuity Return	70

# Index

---

<b><u>Product Code</u></b>	<b><u>Product Description</u></b>	<b><u>Page</u></b>
SYSG-DPUNNNN	Belong Gallery End Panel – Intuity, Height Adjustable Benching, Adaptable Worksurfaces with Universal Mount — Universal Mount . . . . .	.62
SYSM	Belong – Gallery Screens — Gallery Back Screen for Return — For use with Adaptable Convergent WS and Intuity Return . . . . .	.69
SYSM	Belong – Gallery Screens — Gallery Back Screen — For use with Adaptable Convergent WS and Intuity Return . . . . .	.68
SYSM-DPUNNNN	Belong Gallery End Panel – Universal Mount — Intuity, Height Adjustable Benching, Adaptable Worksurfaces with 1,2 or 3 Piece Universal Mount . . . . .	.65
TA01-0214	Information Display – Planes Boards and Accessories — Y-Leg Bumper . . . . .	.78
TA01-BRKT-E	Attachment Brackets – Gallery Panel Bracket . . . . .	.74
TAOM	Modesty Panel – Convergent Adaptable Worksurfaces, Fixed Height Tables and Intuity Returns . . . . .	.60
TASC	Belong – Center Screen — Planes and Planes LT Benching . . . . .	.26
VBSF-0000	Screen Alignment Clips – Belong Screen Alignment Clip . . . . .	.73
ZBBG-0000-PN	Attachment Brackets . . . . .	.74
ZBBP-0000-PN	Attachment Brackets – Tie Plate . . . . .	.74
ZUBW-0000-CN	Attachment Brackets – Gallery Panel Attachment Bracket . . . . .	.74
ZUBW-0000-PN	Attachment Brackets – Gallery Panel Attachment Bracket . . . . .	.74

# Product Compatibility and Limited Warranty Policy

## Great Expectations

You have them as a Haworth customer and so do we. And because we value our customers, we cover our products with the Haworth North America Product Compatibility and Limited Warranty Policy.

## Our Commitment To Product Compatibility – Integrated Product Platforms

As a market leader in the design and manufacture of workspaces that adapt to change, we strive to maintain product compatibility within our various generations of integrated product platforms. This benefits the customer who desires to update or modify their work environment. It also benefits the customer needing to replace a product due to damage or other reasons but which is no longer manufactured or is otherwise unavailable, such as a fabric or finish that is discontinued because of changing market preferences. In both circumstances, we often can provide products with comparable function and performance.

## Our Commitment To Product Quality – The Haworth North America Limited Warranty

To ensure customer satisfaction and peace of mind, we stand behind our products with the Haworth North America Limited Warranty. To review the current version of the limited warranty including its terms and conditions, please go to:

**[www.haworth.com/warranty](http://www.haworth.com/warranty) or contact [OneTouch@Haworth.com](mailto:OneTouch@Haworth.com) or 1 877 429 6784.**

## Warranty Requests or Questions

For questions or service requests pertaining to the Haworth Limited Warranty, please contact your Haworth dealer.

If you are unsure who your dealer is, please contact **[OneTouch@Haworth.com](mailto:OneTouch@Haworth.com) or 1 877 429 6784.**

**Effective: September 1, 2021**

# HAWORTH

HAWORTH® is a registered trademark of Haworth, Inc.

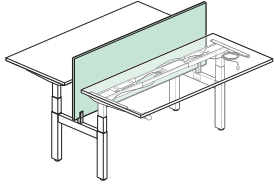
© Haworth, Inc. All rights reserved. 2024 8.24

[haworth.com](http://haworth.com) | 800 344 2600

# Belong

## Center Screen

### Upside Benching



SUPC

#### Features

- Includes: Fabric or High-pressure laminate (HPL) screen and attachment hardware.
- Fabric screen is non-tackable.
- Laminate screens have 1mm edgeband.
- Screens and brackets are field installed.
- Heights and widths shown in nominal dimensions.

#### Specification Tips

- Designed for use with Upside Height Adjustable Benching only.
- Designed for use with Upside benching ONLY.
- Specify screen width to match benching worksurface width.
- Not for use on Height Adjustable Tables.
- Center screens for Three-Sided 120° configurations are not for use with single and two-sided applications.
- Center screen height aligns with 42"(1067mm) height Belong Gallery End Panel.
- Can be used in combination with Privacy In-fill Panels.
- Fabric application guidelines:
  - 54"(1372mm)W rolls require railroad on screens >52"(1321mm)
  - 60"(1524mm) and 66"(1676mm)W rolls require railroad on screens >60"(1524mm)

#### To Order, Specify:

- 1) Product number.
- 2) Surface Color Options:
  - Fabric:
    - Fabric Color
  - Laminate:
    - Laminate Surface Color
    - Edgeband Trim Color
- 3) Trim color for bracket.

**Note: \$3.40** upcharge list for Grade B trim colors.

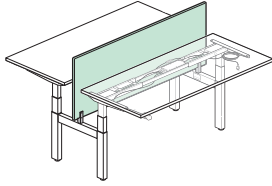
Height	Width	Number	Fabric						
			A	B	C	D	E	F	G
<b>Fabric</b>									
<b>Upside Two-Sided and Single Sided Benching</b>									
21"(533mm)	46"(1168mm)	SUPC-2146-FJH	\$490.45	\$ 516.08	\$542.65	\$ 577.75	\$605.65	\$645.42	\$670.71
	52"(1321mm)	SUPC-2152-FJH	508.45	537.48	567.44	607.65	638.95	683.84	712.51
	58"(1473mm)	SUPC-2158-FJH	526.45	558.88	592.23	637.55	672.25	722.26	754.31
	64"(1626mm)	SUPC-2164-FJH	544.45	580.28	617.02	667.45	705.55	760.68	796.11
	70"(1778mm)	SUPC-2170-FJH	562.45	601.68	641.81	697.35	738.85	799.10	837.91
<b>Upside Three-Sided 120° Benching</b>									
21"(533mm)	46"(1168mm)	SUPC-2146-FJZ	\$490.45	\$ 516.08	\$542.65	\$ 577.75	\$605.65	\$645.42	\$670.71
	52"(1321mm)	SUPC-2152-FJZ	508.45	537.48	567.44	607.65	638.95	683.84	712.51
	58"(1473mm)	SUPC-2158-FJZ	526.45	558.88	592.23	637.55	672.25	722.26	754.31

Height	Width	Number	HPL	
			A	B
<b>Laminate</b>				
<b>Upside 2-Sided and Single Sided Benching</b>				
21"(533mm)	46"(1168mm)	SUPC-2146-LJH	\$ 407.53	\$ 418.37
	52"(1321mm)	SUPC-2152-LJH	420.43	432.96
	58"(1473mm)	SUPC-2158-LJH	433.33	447.55
	64"(1626mm)	SUPC-2164-LJH	446.23	462.14
	70"(1778mm)	SUPC-2170-LJH	459.13	476.73
<b>Upside Three-Sided 120° Benching</b>				
21"(533mm)	46"(1168mm)	SUPC-2146-LJZ	\$ 407.53	\$ 418.37
	52"(1321mm)	SUPC-2152-LJZ	420.43	432.96
	58"(1473mm)	SUPC-2158-LJZ	433.33	447.55

# Belong Plus

## Center Screen

### Upside Benching



SUSC

#### Features

- Includes fabric screen and attachment hardware.
- Fabric surface is tackable.
- Screen and brackets are field installed.
- Heights and widths shown in nominal dimensions.

#### Specification Tips

- Designed for use with Upside Height Adjustable Benching only.
- Not for use on Height Adjustable Tables.
- Specify screen width to match benching width.
- Not for use on end of worksurface or between in-line worksurfaces.
- Center screens for Three-Sided 120° configurations are not for use with single and two-sided applications.
- 21"(533mm) and 29"(737mm)H for use with both standard and extended range Upside benching.
- Center Screen heights align with 42"(1067mm) and 50"(1270mm) Belong Gallery End Panel heights.
- Can be used in combination with Privacy In-fill Panels.
- Fabric application guidelines:
  - 54"(1372mm)W rolls require railroad on screens >52"(1321mm)
  - 60"(1524mm) and 66"(1676mm)W rolls require railroad on screens >60"(1524mm)
- Screen is non-load bearing.
- Dimensions shown are nominal. Refer to Specification Guide/Product Details for actual screen dimensions.

#### To Order, Specify:

- 1) Product number.
- 2) Fabric colors.
- 3) Bracket trim color.

**Note:** \$6.89 upcharge list for Grade B trim colors.

Height	Width	Number	Fabric						
			A	B	C	D	E	F	G
<b>Upside Two-Sided and Single-Sided Benching</b>									
21"(533mm)	46"(1168mm)	SUSC-2146-FNJHNN	\$ 708.57	\$ 797.72	\$ 895.79	\$1002.36	\$ 1109.43	\$1252.40	\$ 1341.55
	52"(1321mm)	SUSC-2152-FNJHNN	743.73	838.22	942.17	1055.04	1168.53	1320.14	1414.63
	58"(1473mm)	SUSC-2158-FNJHNN	778.89	878.72	988.55	1107.72	1227.63	1387.88	1487.71
	64"(1626mm)	SUSC-2164-FNJHNN	814.05	919.22	1034.93	1160.40	1286.73	1455.62	1560.79
	70"(1778mm)	SUSC-2170-FNJHNN	849.21	959.72	1081.31	1213.08	1345.83	1523.36	1633.87
29"(737mm)	46"(1168mm)	SUSC-2946-FNJHNN	\$ 895.92	\$ 999.95	\$ 1114.34	\$ 1238.75	\$ 1363.74	\$ 1530.47	\$1634.50
	52"(1321mm)	SUSC-2952-FNJHNN	931.08	1040.45	1160.72	1291.43	1422.84	1598.21	1707.58
	58"(1473mm)	SUSC-2958-FNJHNN	966.24	1080.95	1207.10	1344.11	1481.94	1665.95	1780.66
	64"(1626mm)	SUSC-2964-FNJHNN	1001.40	1121.45	1253.48	1396.79	1541.04	1733.69	1853.74
	70"(1778mm)	SUSC-2970-FNJHNN	1036.56	1161.95	1299.86	1449.47	1600.14	1801.43	1926.82
<b>Upside Three-Sided 120° Benching</b>									
21"(533mm)	46"(1168mm)	SUSC-2146-FNJZNN	\$ 708.57	\$ 797.72	\$ 895.79	\$1002.36	\$ 1109.43	\$1252.40	\$ 1341.55
	52"(1321mm)	SUSC-2152-FNJZNN	743.73	838.22	942.17	1055.04	1168.53	1320.14	1414.63
	58"(1473mm)	SUSC-2158-FNJZNN	778.89	878.72	988.55	1107.72	1227.63	1387.88	1487.71
29"(737mm)	46"(1168mm)	SUSC-2946-FNJZNN	\$ 895.92	\$ 999.95	\$ 1114.34	\$ 1238.75	\$ 1363.74	\$ 1530.47	\$1634.50
	52"(1321mm)	SUSC-2952-FNJZNN	931.08	1040.45	1160.72	1291.43	1422.84	1598.21	1707.58
	58"(1473mm)	SUSC-2958-FNJZNN	966.24	1080.95	1207.10	1344.11	1481.94	1665.95	1780.66