

HAWORTH

Steel Casegoods / Files & Storage

North America Price List - February 2024



Electronic Update Page – Steel Casegoods Price List

- The table below lists all of the updates and addendums added to this price list since the original version was created.
- All **Update** pages will replace the existing pages within the document.
- All **New** pages will be placed at the back of the document.

Link	Date	Pages	Description
Click Here	March 2024	302-303	Update – The Drawer Insert has been obsoleted, Illustrations have been updated to remove reference to the Drawer Insert
Click Here	March 2024	306	Update – Worksurface Height Adjustment Kit for Attached Lateral File has been obsoleted.



This Haworth North American price book contains US list prices.
Canadian customers can convert the US list price into their Canadian equivalent by going to www.Haworth.com/Canada to find the current Canadian multipliers. These multiplier factors allow you to convert the US list price into a Canadian list price.

Price List Overview

The following overview explains how information is organized within the Steel Casegoods/Files and Storage price list (includes X Series®).

- 1 Front Cover**
 - Includes the price book title and pricing effectivity date.
- 2 Canadian Conversion / Update Page**
 - Pricing conversion information for converting US pricing into the equivalent Canadian pricing is located on the footer of this page.
 - All Price Book updates will be listed on this page including the date, page number and description of the update.
- 3 Price List Table of Contents**
 - Price List table of contents with page numbers.
- 4 Statement of Line**
 - Provides a pictorial outline of the entire product offering.
- 5 Price List**

Each price list page contains the following:

 - Product Illustration
 - Catalog Number
 - To Order Specify – sequencing for ordering product options and finishes
 - List Prices
 - Product Specification Dimensions
 - Features
 - Specification Tips
 - Class, Discount Group Number (used for discounting) and GSA information
- 6 Finishes, Fabrics and COM**
 - Lists information for material finishes and availability.
 - Provides COM information and requirements (if applicable).
- 7 Index**
 - Products are listed alphabetically by alpha-numeric catalog numbers with price list page number.
- 8 Warranty Policy and Terms of Sale**
 - Provides information about the Haworth policy for non-obsolescence, warranty and Terms-of-Sale.

Additional Information and Resources

Prices are subject to change without notice or approval. Haworth dealers should always submit proposals through Lynx before presenting to customers. See North American Terms of Sale for more information.

Online Resources

haworth.com

- Haworth's corporate website provides access to price books and a variety of other resources and publications.

surfaces.haworth.com

- Website provides access to the most current fabrics and finishes offered across Haworth's various product lines.

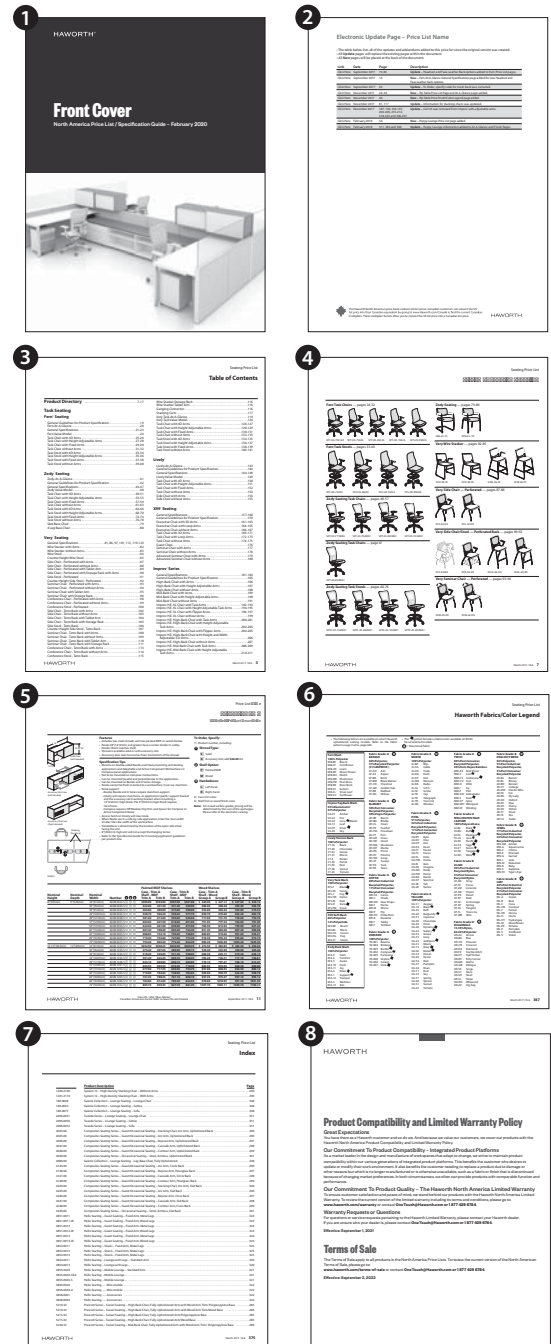


Table of Contents

Statement of Line	9-22
--------------------------------	------

X Series Desks — Catalog Logicalog Logic	23
---	----

X Series Double Pedestal Desks

Standard Rectangular Double Pedestal Desk — Laminate Top	24
Standard Rectangular Double Pedestal Desk — Wood Top	25
Standard Bow Front Double Pedestal Desk — Laminate Top	26
Standard Bow Front Double Pedestal Desk — Wood Top	27
Executive Rectangular Double Pedestal Desk — Laminate Top	28
Executive Rectangular Double Pedestal Desk — Wood Top	29
Executive Bow Front Double Pedestal Desk — Laminate Top	30
Executive Bow Front Double Pedestal Desk — Wood Top	31

X Series Single Pedestal Desks

Standard Rectangular Single Pedestal Desk — Laminate Top with Steel End Panel	32
Standard Rectangular Single Pedestal Desk — Laminate Top with Laminate End Panel	33
Standard Rectangular Single Pedestal Desk — Laminate Top with Wood End Panel	34
Standard Rectangular Single Pedestal Desk — Wood Top with Steel End Panel	35
Standard Rectangular Single Pedestal Desk — Wood Top with Laminate End Panel	36
Standard Rectangular Single Pedestal Desk — Wood Top with Wood End Panel	37
Standard Bow Front Single Pedestal Desk — Laminate Top with Steel End Panel	38
Standard Bow Front Single Pedestal Desk — Laminate Top with Laminate End Panel	39
Standard Bow Front Single Pedestal Desk — Laminate Top with Wood End Panel	40
Standard Bow Front Single Pedestal Desk — Wood Top with Steel End Panel	41
Standard Bow Front Single Pedestal Desk — Wood Top with Laminate End Panel	42
Standard Bow Front Single Pedestal Desk — Wood Top with Wood End Panel	43
Executive Rectangular Single Pedestal Desk — Laminate Top with Steel End Panel	44
Executive Rectangular Single Pedestal Desk — Laminate Top with Laminate End Panel	45
Executive Rectangular Single Pedestal Desk — Laminate Top with Wood End Panel	46
Executive Rectangular Single Pedestal Desk — Wood Top with Steel End Panel	47
Executive Rectangular Single Pedestal Desk — Wood Top with Laminate End Panel	48
Executive Rectangular Single Pedestal Desk — Wood Top with Wood End Panel	49
Executive Bow Front Single Pedestal Desk — Laminate Top with Steel End Panel	50
Executive Bow Front Single Pedestal Desk — Laminate Top with Laminate End Panel	51
Executive Bow Front Single Pedestal Desk — Laminate Top with Wood End Panel	52
Executive Bow Front Single Pedestal Desk — Wood Top with Steel End Panel	53
Executive Bow Front Single Pedestal Desk — Wood Top with Laminate End Panel	54
Executive Bow Front Single Pedestal Desk — Wood Top with Wood End Panel	55

X Series Desk Shells

Standard Rectangular Desk Shell — Laminate Top with Steel End Panels	56
Standard Rectangular Desk Shell — Laminate Top with Laminate End Panels	57
Standard Rectangular Desk Shell — Laminate Top with Wood End Panels	58
Standard Rectangular Desk Shell — Wood Top with Steel End Panels	59
Standard Rectangular Desk Shell — Wood Top with Laminate End Panels	60
Standard Rectangular Desk Shell — Wood Top with Wood End Panels	61
Standard Bow Front Desk Shell — Laminate Top with Steel End Panels	62
Standard Bow Front Desk Shell — Laminate Top with Laminate End Panels	63
Standard Bow Front Desk Shell — Laminate Top with Wood End Panels	64
Standard Bow Front Desk Shell — Wood Top with Steel End Panels	65
Standard Bow Front Desk Shell — Wood Top with Laminate End Panels	66
Standard Bow Front Desk Shell — Wood Top with Wood End Panels	67
Executive Rectangular Desk Shell — Laminate Top with Steel End Panels	68
Executive Rectangular Desk Shell — Laminate Top with Laminate End Panels	69
Executive Rectangular Desk Shell — Laminate Top with Wood End Panels	70
Executive Rectangular Desk Shell — Wood Top with Steel End Panels	71
Executive Rectangular Desk Shell — Wood Top with Laminate End Panels	72
Executive Rectangular Desk Shell — Wood Top with Wood End Panels	73
Executive Bow Front Desk Shell — Laminate Top with Steel End Panels	74
Executive Bow Front Desk Shell — Laminate Top with Laminate End Panels	75
Executive Bow Front Desk Shell — Laminate Top with Wood End Panels	76
Executive Bow Front Desk Shell — Wood Top with Steel End Panels	77
Executive Bow Front Desk Shell — Wood Top with Laminate End Panels	78
Executive Bow Front Desk Shell — Wood Top with Wood End Panels	79

X Series Returns and Bridges — Catalog Logic	80
---	----

X Series Returns

Pedestal Return — Laminate Top	81
Pedestal Return — Wood Top	82
Return — Laminate Top with Steel End Panel	83
Return — Laminate Top with Laminate End Panel	84
Return — Laminate Top with Wood End Panel	85
Return — Wood Top with Steel End Panel	86
Return — Wood Top with Laminate End Panel	87
Return — Wood Top with Wood End Panel	88

X Series Bridges

Bridge — Laminate Top	89
Bridge — Wood Top	90

Table of Contents

X Series Convergents — Catalog Logic	91	X Series Extended Corners	
X Series Convergents		Extended Curved Wrap-Around Corner — Laminate Top with Steel End Panels	129
D-Top — Laminate Top with Column and Steel End Panel	92	Extended Curved Wrap-Around Corner — Laminate Top with Laminate End Panels	130
D-Top — Laminate Top with Column and Laminate End Panel	93	Extended Curved Wrap-Around Corner — Laminate Top with Wood End Panels	131
D-Top — Laminate Top with Column and Wood End Panel	94	Extended Curved Wrap-Around Corner — Wood Top with Steel End Panels	132
D-Top — Wood Top with Column and Steel End Panel	95	Extended Curved Wrap-Around Corner — Wood Top with Laminate End Panels	133
D-Top — Wood Top with Column and Laminate End Panel	96	Extended Curved Wrap-Around Corner — Wood Top with Wood End Panels	134
D-Top — Wood Top with Column and Wood End Panel	97	Extended Curved Wrap-Around Pedestal Corner — Laminate Top with Steel End Panel	135
D-Top — Laminate Top with Double Support Leg and Steel End Panel	98	Extended Curved Wrap-Around Pedestal Corner — Laminate Top with Laminate End Panel	136
D-Top — Laminate Top with Double Support Leg and Laminate End Panel	99	Extended Curved Wrap-Around Pedestal Corner — Laminate Top with Wood End Panel	137
D-Top — Laminate Top with Double Support Leg and Wood End Panel	100	Extended Curved Wrap-Around Pedestal Corner — Wood Top with Steel End Panel	138
D-Top — Wood Top with Double Support Leg and Steel End Panel	101	Extended Curved Wrap-Around Pedestal Corner — Wood Top with Laminate End Panel	139
D-Top — Wood Top with Double Support Leg and Laminate End Panel	102	Extended Curved Wrap-Around Pedestal Corner — Wood Top with Wood End Panel	140
D-Top — Wood Top with Double Support Leg and Wood End Panel	103	Extended Curved Wrap-Around Corner — Laminate Top with Steel Full End Panel	141
Curved Wrap-Around D-Top — Laminate Top with Column and Steel End Panels	104	Extended Curved Wrap-Around Corner — Laminate Top with Laminate Full End Panel	142
Curved Wrap-Around D-Top — Laminate Top with Column and Laminate End Panels	105	Extended Curved Wrap-Around Corner — Laminate Top with Wood Full End Panel	143
Curved Wrap-Around D-Top — Laminate Top with Column and Wood End Panels	106	Extended Curved Wrap-Around Corner — Wood Top with Steel Full End Panel	144
Curved Wrap-Around D-Top — Wood Top with Column and Steel End Panels	107	Extended Curved Wrap-Around Corner — Wood Top with Laminate Full End Panel	145
Curved Wrap-Around D-Top — Wood Top with Column and Laminate End Panels	108	Extended Curved Wrap-Around Corner — Wood Top with Wood Full End Panel	146
Curved Wrap-Around D-Top — Wood Top with Column and Wood End Panels	109	X Series Extended Transitional Corners	
Curved Wrap-Around D-Top — Laminate Top with Double Support Leg and Steel End Panels	110	Extended Transitional Wrap-Around Corner — Laminate Top with Steel End Panels	147
Curved Wrap-Around D-Top — Laminate Top with Double Support Leg and Laminate End Panels	111	Extended Transitional Wrap-Around Corner — Laminate Top with Laminate End Panels	148
Curved Wrap-Around D-Top — Laminate Top with Double Support Leg and Wood End Panels	112	Extended Transitional Wrap-Around Corner — Laminate Top with Wood End Panels	149
Curved Wrap-Around D-Top — Wood Top with Double Support Leg and Steel End Panels	113	Extended Transitional Wrap-Around Corner — Wood Top with Steel End Panels	150
Curved Wrap-Around D-Top — Wood Top with Double Support Leg and Laminate End Panels	114	Extended Transitional Wrap-Around Corner — Wood Top with Laminate End Panels	151
Curved Wrap-Around D-Top — Wood Top with Double Support Leg and Wood End Panels	115	Extended Transitional Wrap-Around Corner — Wood Top with Wood End Panels	152
X Series Corners, Extended Corners, Transitional Corners — Catalog Logic	116	Pedestal-Supported Extended Transitional Wrap-Around Corner — Laminate Top with Steel End Panel	154-155
X Series Corners		Pedestal-Supported Extended Transitional Wrap-Around Corner — Laminate Top with Laminate End Panel	156-157
Corner — Laminate Top with Steel End Panels	117	Pedestal-Supported Extended Transitional Wrap-Around Corner — Laminate Top with Wood End Panel	158-159
Corner — Laminate Top with Laminate End Panels	118	Pedestal-Supported Extended Transitional Wrap-Around Corner — Wood Top with Steel End Panel	160-161
Corner — Laminate Top with Wood End Panels	119	Pedestal-Supported Extended Transitional Wrap-Around Corner — Wood Top with Laminate End Panel	162-163
Corner — Wood Top with Steel End Panels	120	Pedestal-Supported Extended Transitional Wrap-Around Corner — Wood Top with Wood End Panel	164-165
Corner — Wood Top with Laminate End Panels	121	Extended Transitional Wrap-Around Corner — Laminate Top with Steel Full End Panel	166-167
Corner — Wood Top with Wood End Panels	122	Extended Transitional Wrap-Around Corner — Laminate Top with Laminate Full End Panel	168-169
Curved Wrap-Around Corner — Laminate Top with Steel End Panels	123	Extended Transitional Wrap-Around Corner — Laminate Top with Wood Full End Panel	170-171
Curved Wrap-Around Corner — Laminate Top with Laminate End Panels	124		
Curved Wrap-Around Corner — Laminate Top with Wood End Panels	125		
Curved Wrap-Around Corner — Wood Top with Steel End Panels	126		
Curved Wrap-Around Corner — Wood Top with Laminate End Panels	127		
Curved Wrap-Around Corner — Wood Top with Wood End Panels	128		

Table of Contents

Extended Transitional Wrap-Around Corner — Wood Top with Steel Full End Panel	172-173	X Series 24" Wide Personal Storage Towers	2H Personal Storage Tower	226-227
Extended Transitional Wrap-Around Corner — Wood Top with Laminate Full End Panel	174-175		3H Personal Storage Tower	228-229
Extended Transitional Wrap-Around Corner — Wood Top with Wood Full End Panel	176-177		3H Personal Storage Tower with Hinged Door Upper Storage .	230-231
X Series Credenza Tops			4H Personal Storage Tower with Hinged Door Upper Storage .	233-235
Credenza Top – Laminate and Wood	178		4H Personal Storage Tower with Bookcase Upper Storage	236-236
X Series Desk Pedestals — Catalog Logic	179		5H Personal Storage Tower with Hinged Door Upper Storage .	238-241
X Series Desk Pedestals			5H Personal Storage Tower with Bookcase Upper Storage	243-245
X Series Desk Pedestal	180-181		6H Personal Storage Tower with Hinged Door Upper Storage .	246-247
X Series Vertical Storage Units — Catalog Logic . . .	183	X Series Personal Storage Tower Accessories	6H Personal Storage Tower with Bookcase Upper Storage	248-249
X Series Vertical Storage Units		Personal Storage Tower Hinged Door Storage Shelf		250
Open Front Vertical Storage Unit	184	Personal Storage Tower Side Bookcase Shelf		250
Flipper Door Vertical Storage Unit – Steel Front with Steel End Panels	185	Personal Storage Tower to Worksurface Bracket		250
Flipper Door Vertical Storage Unit – Steel Front with Laminate End Panels	186	Personal Storage Tower Boot Tray		251
Flipper Door Vertical Storage Unit – Laminate Front with Steel End Panels	187	Storage-to-Panel Bracket		251
Flipper Door Vertical Storage Unit – Laminate Front with Laminate End Panels	188	X Series Lockers — Catalog Logic		252
Flipper Door Vertical Storage Unit – Laminate Front with Wood End Panels	189	X Series Lockers		
Slow-Close Flipper Door Vertical Storage Unit	190-191	Single Locker		253-257
Single Sliding Door Vertical Storage Unit	192-193	Double Locker		259-261
Hinged Door Vertical Storage Unit	194-195	Double Group Locker		262-263
Vertical Storage Unit Tackboard	196	Triple Group Locker		264-265
Vertical Storage Unit Slat Rail	197	Cubby Locker		266-267
Slat Rail/Tackboard — For VSUs with Steel End Panels	198	Cubby Combination Locker		268-269
Slat Rail/Tackboard — For VSUs with Laminate or Wood End Panels	198	X Series Locker Accessories		
Shelf Divider	198	Locker Shelf with Personal Drawer		270
Vertical Storage Unit Corner Support Bracket	199	Drawer Liner		270
Vertical Storage Unit Bridge/Return Support Bracket	199	Locker Shelf with Suspended File Frame		270
X Series Pedestals – Catalog Logic	201	Locker Shelf		271
X Series Pedestals		Cubby Locker Shelf		271
Attached Pedestal	202-203	Locker Slat Rail		271
Suspended Pedestal	204-205	Locker Boot Tray		272
Mobile Pedestal	207-208	Base Liner		272
Tug Pedestal	210-211	Belong Work Tools — Accessories		
X Series Pedestal Accessories		Magnet Board		273
Pencil Tray	212	Magnet Hooks		273
Dividers	212	Magnet Hook		273
Pedestal Cushion Kit	212	Round Peg Magnets		273
Stationary Pedestal Conversion Kit	212	Mirror		273
Personal Storage Towers — Catalog Logic	213	X Series 1.5H Filing & Storage — Catalog Logic . . .		275
X Series 15" Wide Personal Storage Towers		X Series 1.5H Filing & Storage		
3H Personal Storage Tower with Hinged Door Upper Storage .	214-215	1.5H Lateral File – Proud Front		276-277
4H Personal Storage Tower with Hinged Door Upper Storage .	217-219	1.5H Combination File – Proud Front		278-279
4H Personal Storage Tower with Bookcase Upper Storage	220-221	1.5H Storage Cabinet with Hinged Doors – Proud Front . . .		280-281
5H Personal Storage Tower with Hinged Door Upper Storage .	222-223	1.5H Open Storage Case – Proud Top		282
5H Personal Storage Tower with Bookcase Upper Storage	224-225	1.5H Lateral File – Inset Front		282
		1.5H Combination File – Inset Front		283
		1.5H Open Storage Case – Inset Top		283
		Cushion		284
		Base Liner		284
		X Series Lateral Files — Catalog Logic		285
		X Series Lateral Files		
		2H Lateral File – Proud Style – Attached		286
		2H Lateral File – Proud Style		287
		3H Lateral File – Proud Style		288
		4H Lateral File – Proud Style		289

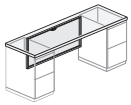
Table of Contents

5H Lateral File – Proud Style	290	X Series Combination Unit Accessories	
5H Lateral File – Proud Style with Hinged Doors	291	Worksurface Height Adjustment Kit for Attached Combination Unit	338
2H Lateral File – Inset Style – Attached	292	Storage Shelf	338
2H Lateral File – Inset Style	293	Storage Shelves	338
3H Lateral File – Inset Style	294	Filing Kit	338
4H Lateral File – Inset Style	295	X Series Combination Units with Valet	
5H Lateral File – Inset Style	296	5H Combination Unit with Valet — 30" Wide	340-341
5H Lateral File – Inset Style with Receding Door	297	5H Combination Unit with Valet — 42" Wide	342-343
Lateral File Laminate Tops — for use with Proud Style Fronts	298	X Series Combination Units/Valet Accessories	
Lateral File Wood Tops — for use with Proud Style Fronts	299	Storage Shelf	344
Lateral File Laminate Tops — for use with Inset Style Fronts	300	Valet Shelf	344
Lateral File Wood Tops — for use with Inset Style Fronts	301	Filing Kit	344
Accessories		X Series Storage Cabinets – Catalog Logic	345
Drawer Insert	302	X Series Storage Cabinets	
PDA Tray	303	2H Storage Cabinet — Attached	346
Personal Tray	303	2H Storage Cabinet	347
Pencil Tray	303	3H Storage Cabinet	348
Drawer Liner	304	4H Storage Cabinet	348
Front-to-Back Hanging Bars	305	5H Storage Cabinet	349
Side-to-Side Hanging Bars	305	X Series Wardrobes – Catalog Logic	351
Dividers	305	X Series Wardrobes	
Counterweight	305	4H Wardrobe	352
Worksurface Height Adjustment Kit for Attached Lateral File	306	5H Wardrobe	352
U Channel Divider	306	X Series Storage Cabinet/Wardrobe Accessories	
Dividers	306	Worksurface Height Adjustment Kit for Attached Storage Cabinet	353
X Series Filing & Storage with Individually Locking Drawers — Catalog Logic	307	Storage Cabinet/Wardrobe Shelf	353
X Series Filing & Storage with Individually Locking Drawers		Storage Cabinet Coat Rod	353
Attached Pedestal with Individually Locking Drawers	308	X Series Bookcases	
Suspended Pedestal with Individually Locking Drawers	309	2H Bookcase	354
Mobile Pedestal with Individually Locking Drawers	310	3H Bookcase	354
Tug Pedestal with Individually Locking Drawers	311	4H Bookcase	355
4H Personal Storage Tower with Individually Locking Drawers and Hinged Door Upper Storage	312	5H Bookcase	355
4H Personal Storage Tower with Individually Locking Drawers and Bookcase Upper Storage	313	Bookcase Shelf	355
5H Personal Storage Tower with Individually Locking Drawers and Hinged Door Upper Storage	314-315	Recycling Solutions	
5H Personal Storage Tower with Individually Locking Drawers and Bookcase	316	Recycling Solutions	356
2H Lateral File with Individually Locking Drawers – Proud Style – Attached	317	Recycling/Trash Bin	356
2H Lateral File with Individually Locking Drawers – Proud Style – Freestanding	318	Finishes and Fabrics	
3H Lateral File with Individually Locking Drawers – Proud Style	319	Finish/Color Legend	357
4H Lateral File with Individually Locking Drawers – Proud Style	320	Vertical Fabrics/Color Legend	358
5H Lateral File with Individually Locking Drawers – Proud Style	321	Seat Fabrics/Color Legend	358
5H Lateral File with Individually Locking Drawers and Hinged Doors – Proud Style	322	Customer's Own Material	
X Series Combination Units – Catalog Logic	323	COM Yardage Requirements	359-360
X Series Combination Units — Attached		Index	361-369
2H Combination Unit – Attached	324	Warranty Policy	Inside Back Cover
2H Combination Unit with Hinged Door – Attached	326-327		
2H Combination Unit	328		
2H Combination Unit with Hinged Door	330-331		
2H Combination Unit with Open Shelf	332		
3H Combination Unit	333		
4H Combination Unit with One Lateral File Drawer	334		
4H Combination Unit with Two Lateral File Drawers	335		
5H Combination Unit with Two Lateral File Drawers	336		
5H Combination Unit with Three Lateral File Drawers	337		

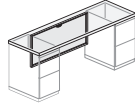
This page intentionally blank

Statement of Line

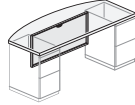
X Series Double Pedestal Desks — pages 24-31



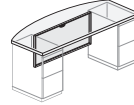
JDSL-JAANDS
Standard Rectangular
Double Pedestal Desk —
Laminate Top



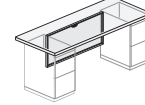
JDSW-KAANDS
Standard Rectangular
Double Pedestal Desk —
Wood Top



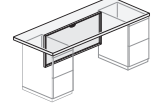
JDGL-JAANDS
Standard Bow Front
Double Pedestal Desk —
Laminate Top



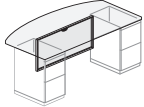
JDGW-KAANDS
Standard Bow Front
Double Pedestal Desk —
Wood Top



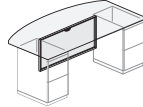
JDXL-JAANDS
Executive Rectangular
Double Pedestal Desk —
Laminate Top



JDXW-KAANDS
Executive Rectangular
Double Pedestal Desk —
Wood Top

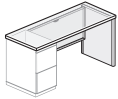


JDHL-JAANDS
Executive Bow Front
Double Pedestal Desk —
Laminate Top

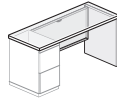


JDHW-KAANDS
Executive Bow Front
Double Pedestal Desk —
Wood Top

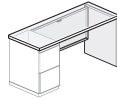
X Series Single Pedestal Desks — pages 32-55



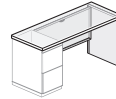
JDSL-JAFSDS
Standard Rectangular
Single Pedestal Desk —
Laminate Top with Steel
End Panel



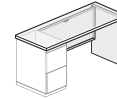
JDSL-JAFLDS
Standard Rectangular
Single Pedestal Desk —
Laminate Top with
Laminate End Panel



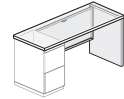
JDSL-JAFWDS
Standard Rectangular
Single Pedestal Desk —
Laminate Top with Wood
End Panel



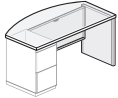
JDSW-KAFSDS
Standard Rectangular
Single Pedestal Desk —
Wood Top with Steel End
Panel



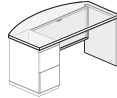
JDSW-KAFLDS
Standard Rectangular
Single Pedestal Desk —
Wood Top with Laminate
End Panel



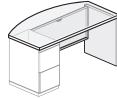
JDSW-KAFWDS
Standard Rectangular
Single Pedestal Desk —
Wood Top with Wood End
Panel



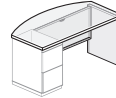
JDGL-JAFSDS
Standard Bow Front Single
Pedestal Desk — Laminate
Top with Steel End Panel



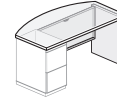
JDGL-JAFLDS
Standard Bow Front Single
Pedestal Desk — Laminate
Top with Laminate End
Panel



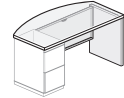
JDGL-JAFWDS
Standard Bow Front Single
Pedestal Desk — Laminate
Top with Wood End Panel



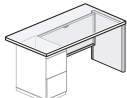
JDGW-KAFSDS
Standard Bow Front Single
Pedestal Desk — Wood Top
with Steel End Panel



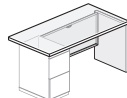
JDGW-KAFLDS
Standard Bow Front Single
Pedestal Desk — Wood Top
with Laminate End Panel



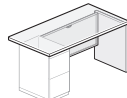
JDGW-KAFWDS
Standard Bow Front Single
Pedestal Desk — Wood Top
with Wood End Panel



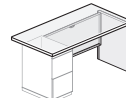
JDXL-JAFSDS
Executive Rectangular
Single Pedestal Desk —
Laminate Top with Steel
End Panel



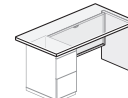
JDXL-JAFLDS
Executive Rectangular
Single Pedestal Desk —
Laminate Top with
Laminate End Panel



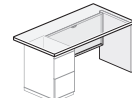
JDXL-JAFWDS
Executive Rectangular
Single Pedestal Desk —
Laminate Top with Wood
End Panel



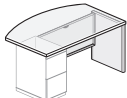
JDXW-KAFSDS
Executive Rectangular
Single Pedestal Desk —
Wood Top with Steel End
Panel



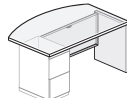
JDXW-KAFLDS
Executive Rectangular
Single Pedestal Desk —
Wood Top with Laminate
End Panel



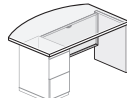
JDXW-KAFWDS
Executive Rectangular Single
Pedestal Desk — Wood Top
with Wood End Panel



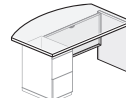
JDHL-JAFSDS
Executive Bow Front Single
Pedestal Desk — Laminate
Top with Steel End Panel



JDHL-JAFLDS
Executive Bow Front Single
Pedestal Desk — Laminate
Top with Laminate End
Panel



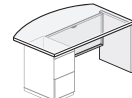
JDHL-JAFWDS
Executive Bow Front Single
Pedestal Desk — Laminate
Top with Wood End Panel



JDHW-KAFSDS
Executive Bow Front Single
Pedestal Desk — Wood Top
with Steel End Panel



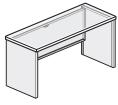
JDHW-KAFLDS
Executive Bow Front Single
Pedestal Desk — Wood Top
with Laminate End Panel



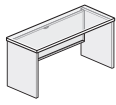
JDHW-KAFWDS
Executive Bow Front Single
Pedestal Desk — Wood Top
with Wood End Panel

Statement of Line

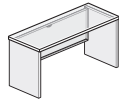
X Series Desk Shells — pages 56-79



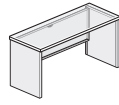
JDGL-JFFSDS
Standard Rectangular
Desk Shell — Laminate Top
with Steel End Panels



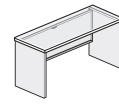
JDGL-JFFLDS
Standard Rectangular
Desk Shell — Laminate Top
with Laminate End Panels



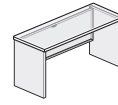
JDGL-JFFWDS
Standard Rectangular
Desk Shell — Laminate Top
with Wood End Panels



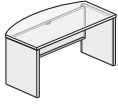
JDSW-KFFSDS
Standard Rectangular
Desk Shell — Wood Top
with Steel End Panels



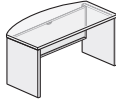
JDSW-KFFLDS
Standard Rectangular
Desk Shell — Wood Top
with Laminate End Panels



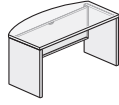
JDSW-KFFWDS
Standard Rectangular
Desk Shell — Wood Top
with Wood End Panels



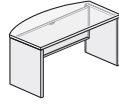
JDGL-JFFSDS
Standard Bow Front Desk
Shell — Laminate Top with
Steel End Panels



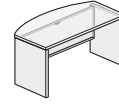
JDGL-JFFLDS
Standard Bow Front Desk
Shell — Laminate Top with
Laminate End Panels



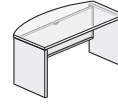
JDGL-JFFWDS
Standard Bow Front Desk
Shell — Laminate Top with
Wood End Panels



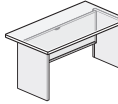
JDGW-KFFSDS
Standard Bow Front Desk
Shell — Wood Top with
Steel End Panels



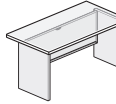
JDGW-KFFLDS
Standard Bow Front Desk
Shell — Wood Top with
Laminate End Panels



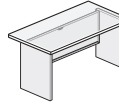
JDGW-KFFWDS
Standard Bow Front Desk
Shell — Wood Top with
Wood End Panels



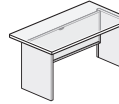
JDXL-JFFSDS
Executive Rectangular
Desk Shell — Laminate Top
with Steel End Panels



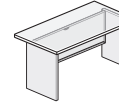
JDXL-JFFLDS
Executive Rectangular
Desk Shell — Laminate Top
with Laminate End Panels



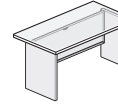
JDXL-JFFWDS
Executive Rectangular
Desk Shell — Laminate Top
with Wood End Panels



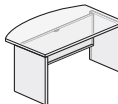
JDW-KFFSDS
Executive Rectangular
Desk Shell — Wood Top
with Steel End Panels



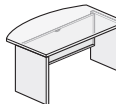
JDW-KFFLDS
Executive Rectangular
Desk Shell — Wood Top
with Laminate End Panels



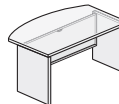
JDW-KFFWDS
Executive Rectangular
Desk Shell — Wood Top
with Wood End Panels



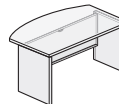
JDHL-JFFSDS
Executive Bow Front Desk
Shell — Laminate Top with
Steel End Panels



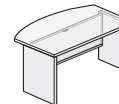
JDHL-JFFLDS
Executive Bow Front Desk
Shell — Laminate Top with
Laminate End Panels



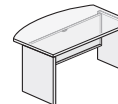
JDHL-JFFWDS
Executive Bow Front Desk
Shell — Laminate Top with
Wood End Panels



JDHW-KFFSDS
Executive Bow Front Desk
Shell — Wood Top with
Steel End Panels

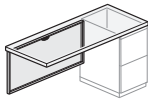


JDHW-KFFLDS
Executive Bow Front Desk
Shell — Wood Top with
Laminate End Panels

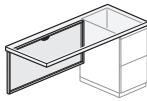


JDHW-KFFWDS
Executive Bow Front Desk
Shell — Wood Top with
Wood End Panels

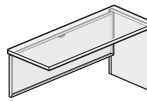
X Series Returns — pages 81-88



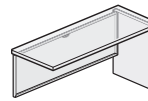
JDRL-JNANDSS
Pedestal Return —
Laminate Top



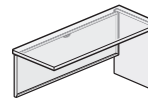
JDRW-KNANDSS
Pedestal Return —
Wood Top



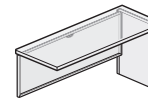
JDRL-JNFSDDSS
Return — Laminate
Top with Steel End
Panel



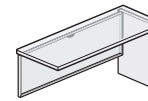
JDRL-JNFLDSS
Return — Laminate
Top with Laminate
End Panel



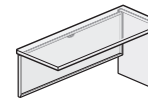
JDRL-JNFWDDSS
Return — Laminate
Top with Wood End
Panel



JDRW-KNFSDDSS
Return — Wood Top
with Steel End
Panel

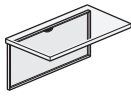


JDRW-KNFLDSS
Return — Wood Top
with Laminate End
Panel

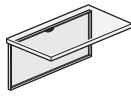


JDRW-KNFWDDSS
Return — Wood Top
with Wood End
Panel

X Series Bridges — pages 89-90



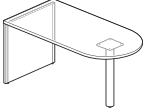
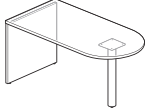
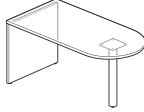
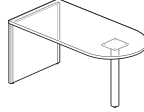
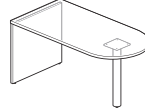
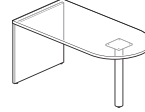
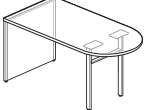
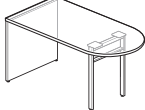
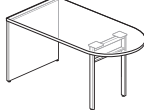
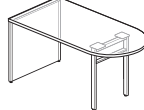
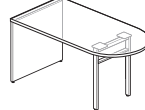
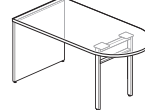
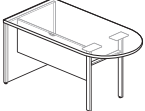
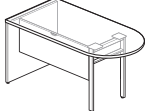
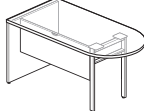
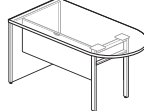
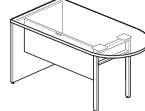
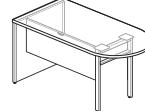
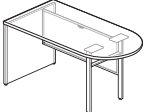
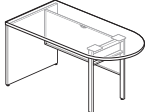
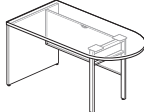
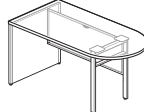
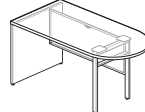
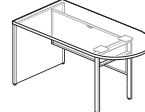
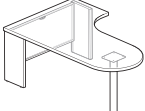
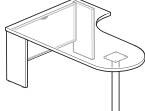
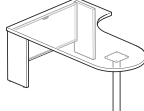
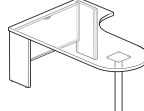
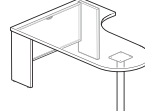
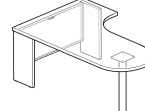
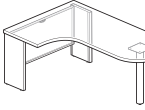
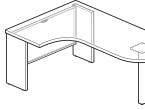
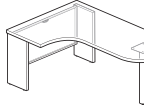
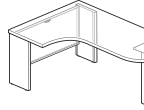
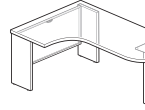
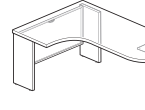
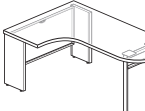
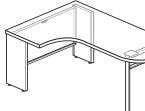
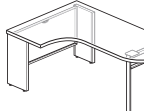
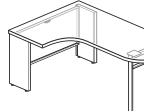
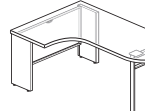
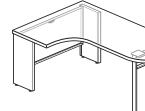
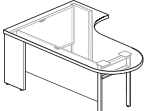
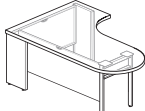
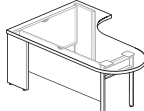
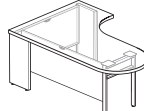
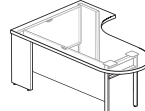
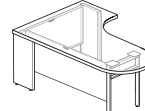
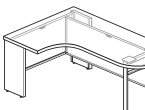
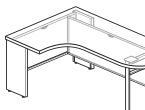
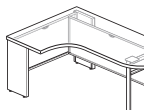
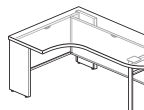
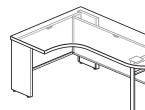
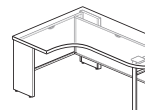
JDBL-JNNNDSS
Laminate Top



JDBW-KNNNDSS
Wood Top

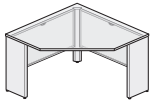
Statement of Line

X Series Convergents — pages 92-115

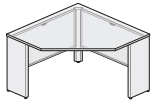
					
JDDL-JDS D-Top — Laminate Top with Column and Steel End Panel	JDDL-JDFL D-Top — Laminate Top with Column and Laminate End Panel	JDDL-JDFW D-Top — Laminate Top with Column and Wood End Panel	JDDW-KDFS D-Top — Wood Top with Column and Steel End Panel	JDDW-KDFL D-Top — Wood Top with Column and Laminate End Panel	JDDW-KDFW D-Top — Wood Top with Column and Wood End Panel
					
					
					
JDDL-JBFSNN JDDL-JBLSDS JDDL-JBRSDS D-Top — Laminate Top with Double Support Leg and Steel End Panel	JDDL-JBFLNN JDDL-JBLLDS JDDL-JBRLDS D-Top — Laminate Top with Double Support Leg and Laminate End Panel	JDDL-JBFWNN JDDL-JBLWDS JDDL-JBRWDS D-Top — Laminate Top with Double Support Leg and Wood End Panel	JDDW-KBFSNN JDDW-KBLSDS JDDW-KBRSDS D-Top — Wood Top with Double Support Leg and Steel End Panel	JDDW-KBFLNN JDDW-KBLLDS JDDW-KBRLDS D-Top — Wood Top with Double Support Leg and Laminate End Panel	JDDW-KBFWNN JDDW-KBLWDS JDDW-KBRWDS D-Top — Wood Top with Double Support Leg and Wood End Panel
					
					
JDVL-JDLS4 JDVL-JDRSDS4 Curved Wrap-Around D-Top — Laminate Top with Column and Steel End Panels	JDVL-JDLLS4 JDVL-JDRLS4 Curved Wrap-Around D-Top — Laminate Top with Column and Laminate End Panels	JDVL-JDLWS4 JDVL-JDRWDS4 Curved Wrap-Around D-Top — Laminate Top with Column and Wood End Panels	JDVW-KDLS4 JDVW-KDRSDS4 Curved Wrap-Around D-Top — Wood Top with Column and Steel End Panels	JDVW-KDLLS4 JDVW-KDRLS4 Curved Wrap-Around D-Top — Wood Top with Column and Laminate End Panels	JDVW-KDLWS4 JDVW-KDRWDS4 Curved Wrap-Around D-Top — Wood Top with Column and Wood End Panels
					
					
					
JDVL-JBRSDS4N JDVL-JBLS4Y JDVL-JBRSDS4Y Curved Wrap-Around D-Top — Laminate Top with Double Support Leg and Steel End Panels	JDVL-JBRLS4N JDVL-JBLLS4Y JDVL-JBRLS4Y Curved Wrap-Around D-Top — Laminate Top with Double Support Leg and Laminate End Panels	JDVL-JBRWDS4N JDVL-JBLWS4Y JDVL-JBRWDS4Y Curved Wrap-Around D-Top — Laminate Top with Double Support Leg and Wood End Panels	JDVW-KBRSDS4N JDVW-KBLS4Y JDVW-KBRSDS4Y Curved Wrap-Around D-Top — Wood Top with Double Support Leg and Steel End Panels	JDVW-KBRLS4N JDVW-KBLLS4Y JDVW-KBRLS4Y Curved Wrap-Around D-Top — Wood Top with Double Support Leg and Laminate End Panels	JDVW-KBRWDS4N JDVW-KBLWS4Y JDVW-KBRWDS4Y Curved Wrap-Around D-Top — Wood Top with Double Support Leg and Wood End Panels

Statement of Line

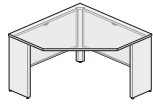
X Series Corners — pages 117-128



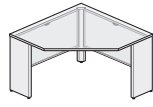
JKDL-JHHS44
Corner — Laminate Top
with Steel End Panels



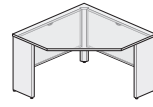
JKDL-JHHL44
Corner — Laminate Top
with Laminate End Panels



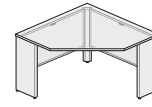
JKDL-JHHW44
Corner — Laminate Top
with Wood End Panels



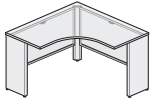
JKDW-KHHS44
Corner — Wood Top with
Steel End Panels



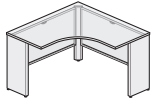
JKDW-KHHL44
Corner — Wood Top with
Laminate End Panels



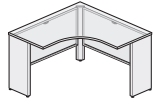
JKDW-KHWS44
Corner — Wood Top with
Wood End Panels



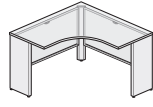
JDAL-JHHS44
Curved Wrap-Around
Corner — Laminate Top
with Steel End Panels



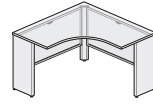
JDAL-JHHL44
Curved Wrap-Around
Corner — Laminate Top
with Laminate End Panels



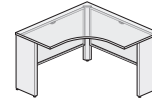
JDAL-JHHW44
Curved Wrap-Around
Corner — Laminate Top
with Wood End Panels



JDAW-KHHS44
Curved Wrap-Around
Corner — Wood Top with
Steel End Panels

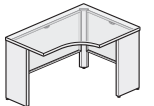


JDAW-KHHL44
Curved Wrap-Around
Corner — Wood Top with
Laminate End Panels

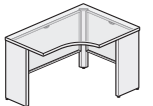


JDAW-KHWS44
Curved Wrap-Around
Corner — Wood Top with
Wood End Panels

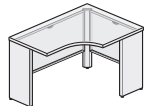
X Series Extended Corners — pages 129-146



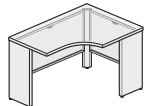
JDAL-JHLS44
JDAL-JHRS44
Extended Curved
Wrap-Around
Corner — Laminate
Top with Steel End
Panels



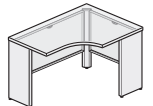
JDAL-JHLL44
JDAL-JHRL44
Extended Curved
Wrap-Around
Corner — Laminate
Top with Laminate
End Panels



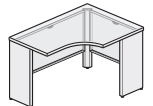
JDAL-JHLW44
JDAL-JHRW44
Extended Curved
Wrap-Around
Corner — Laminate
Top with Wood
End Panels



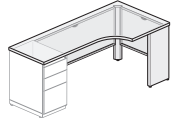
JDAW-KHLS44
JDAW-KHRS44
Extended Curved
Wrap-Around
Corner — Wood Top
with Steel End
Panels



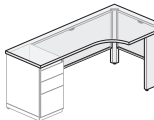
JDAW-KHLL44
JDAW-KHRL44
Extended Curved
Wrap-Around
Corner — Wood Top
with Laminate
End Panels



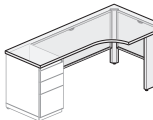
JDAW-KHLW44
JDAW-KHRW44
Extended Curved
Wrap-Around
Corner — Wood Top
with Wood End
Panels



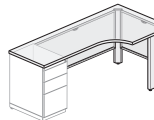
JDAL-JALS44
JDAL-JARS44
Extended Curved
Wrap-Around Pedestal
Corner — Laminate
Top with Steel End
Panel



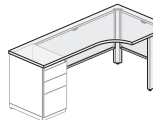
JDAL-JALL44
JDAL-JARL44
Extended Curved
Wrap-Around Pedestal
Corner — Laminate
Top with Laminate
End Panel



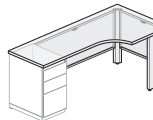
JDAL-JALW44
JDAL-JARW44
Extended Curved
Wrap-Around Pedestal
Corner — Laminate
Top with Wood
End Panel



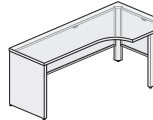
JDAW-KALS44
JDAW-KARS44
Extended Curved
Wrap-Around Pedestal
Corner — Wood Top
with Steel End
Panel



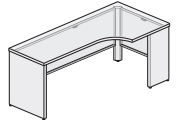
JDAW-KALL44
JDAW-KARL44
Extended Curved
Wrap-Around Pedestal
Corner — Wood Top
with Laminate
End Panel



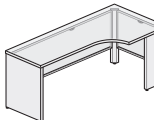
JDAW-KALW44
JDAW-KARW44
Extended Curved
Wrap-Around Pedestal
Corner — Wood Top
with Wood End
Panel



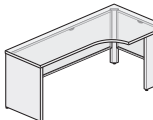
JDAL-JFLS44
JDAL-JFRS44
Extended Curved
Wrap-Around
Corner — Laminate
Top with Steel Full
End Panel



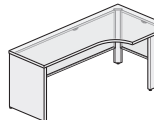
JDAL-JFLW44
JDAL-JFRW44
Extended Curved
Wrap-Around
Corner — Laminate
Top with Laminate Full
End Panel



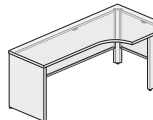
JDAL-JFLS44
JDAL-JFRS44
Extended Curved
Wrap-Around
Corner — Laminate
Top with Wood Full
End Panel



JDAW-KFLS44
JDAW-KFRS44
Extended Curved
Wrap-Around
Corner — Wood Top
with Steel Full
End Panel



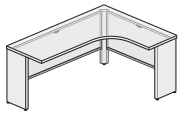
JDAW-KFLW44
JDAW-KFRW44
Extended Curved
Wrap-Around
Corner — Wood Top
with Laminate Full
End Panel



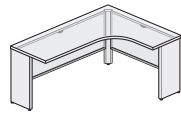
JDAW-KFLW44
JDAW-KFRW44
Extended Curved
Wrap-Around
Corner — Wood Top
with Wood Full
End Panel

Statement of Line

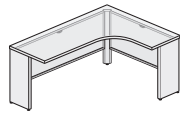
X Series Extended Transitional Corners — pages 147-177



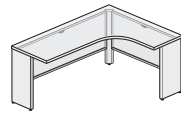
JDAL-JHLSDS
Extended Transitional
Wrap-Around Corner —
Laminate Top with Steel
End Panels



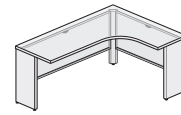
JDAL-JHLLDS
Extended Transitional
Wrap-Around Corner —
Laminate Top with
Laminate End Panels



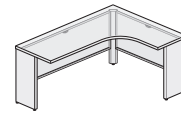
JDAL-JHLWDS
Extended Transitional
Wrap-Around Corner —
Laminate Top with Wood
End Panels



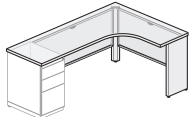
JDAW-KHLSDS
Extended Transitional
Wrap-Around Corner —
Wood Top with Steel End
Panels



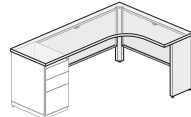
JDAW-KHLLDS
Extended Transitional
Wrap-Around Corner —
Wood Top with Laminate
End Panels



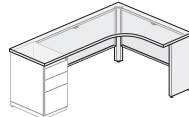
JDAW-KHLWDS
Extended Transitional
Wrap-Around Corner —
Wood Top with Wood End
Panels



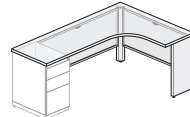
JDAL-JALSDS
Pedestal-Supported
Extended Transitional
Wrap-Around Corner —
Laminate Top with Steel
End Panel



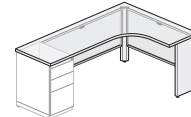
JDAL-JALLDS
Pedestal-Supported
Extended Transitional
Wrap-Around Corner —
Laminate Top with
Laminate End Panel



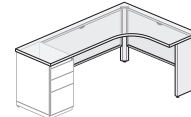
JDAL-JALWDS
Pedestal-Supported
Extended Transitional
Wrap-Around Corner —
Laminate Top with Wood
End Panel



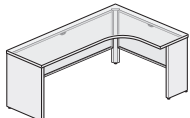
JDAW-KALSDS
Pedestal-Supported
Extended Transitional
Wrap-Around Corner —
Wood Top with Steel End
Panel



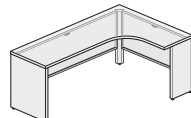
JDAW-KALLDS
Pedestal-Supported
Extended Transitional
Wrap-Around Corner —
Wood Top with Laminate
End Panel



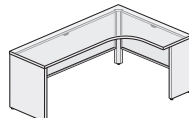
JDAW-KALWDS
Pedestal-Supported
Extended Transitional
Wrap-Around Corner —
Wood Top with Wood End
Panel



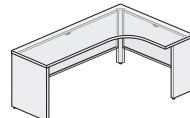
JDAL-JFLSDS
Extended Transitional
Wrap-Around Corner —
Laminate Top with Steel
Full End Panel



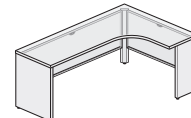
JDAL-JFLDS
Extended Transitional
Wrap-Around Corner —
Laminate Top with
Laminate Full End Panel



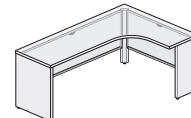
JDAL-JFLWDS
Extended Transitional
Wrap-Around Corner —
Laminate Top with Wood
Full End Panel



JDAW-KFLSDS
Extended Transitional
Wrap-Around Corner —
Wood Top with Steel Full
End Panel

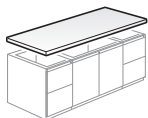


JDAW-KFLDS
Extended Transitional
Wrap-Around Corner —
Wood Top with Laminate
Full End Panel

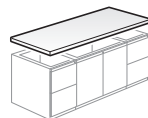


JDAW-KFLWDS
Extended Transitional
Wrap-Around Corner —
Wood Top with Wood Full
End Panel

X Series Credenza Tops — page 178



JDSL
Credenza Top – Laminate



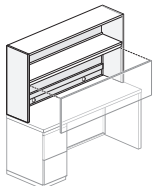
JDSW
Credenza Top – Wood

X Series Desk Pedestals — pages 180-181

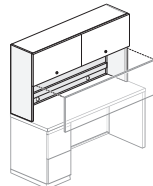


JPDQ
X Series Desk Pedestal

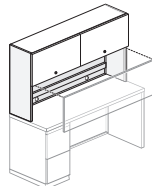
X Series Vertical Storage Units — pages 184-199



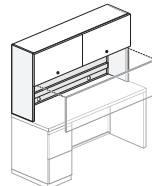
JUNN
Open Front Vertical
Storage Unit



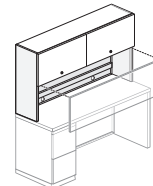
JUFSL
Flipper Door Vertical
Storage Unit – Steel Front
with Steel End Panels



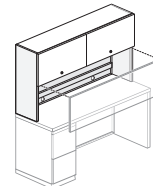
JUFLL
Flipper Door Vertical
Storage Unit – Steel Front
with Laminate End Panels



JUFLSL
Flipper Door Vertical
Storage Unit – Laminate
Front with Steel End
Panels



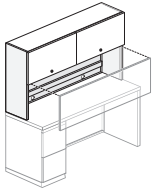
JUFLLL
Flipper Door Vertical
Storage Unit – Laminate
Front with Laminate End
Panels



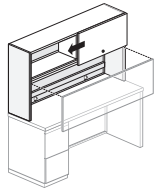
JUFLWL
Flipper Door Vertical
Storage Unit – Laminate
Front with Wood End
Panels

Statement of Line

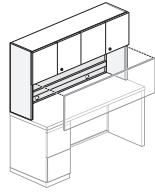
X Series Vertical Storage Units (cont'd) — pages 184-199



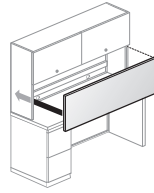
JUSL-SL
Slow-Close Flipper
Door Vertical Storage
Unit



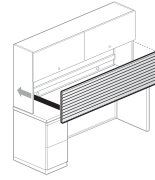
JUHS-SL
Single Sliding Door
Vertical Storage Unit



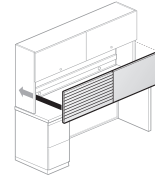
JUKS-SL
Hinged Door Vertical
Storage Unit



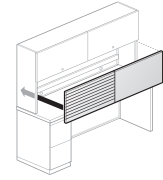
JTVS
Vertical Storage Unit
Tackboard



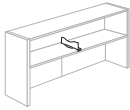
JSVS-18
Vertical Storage Unit
Slat Rail



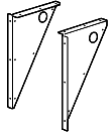
JCVS-18
Slat Rail/Tackboard —
For VSUs with Steel
End Panels



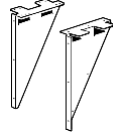
JCVL-18
Slat Rail/Tackboard —
For VSUs with
Laminate or Wood End
Panels



NADR-8
Shelf Divider

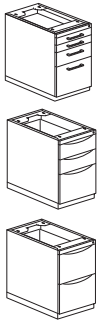


JABB-L
JABB-R
Vertical Storage
Unit Corner Support
Bracket

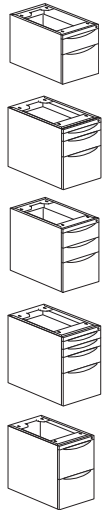


JABR-L
JABR-R
Vertical Storage Unit
Bridge/Return
Support Bracket

X Series Pedestals — pages 202-211



JPAQ-24
JPAH-24
JPAJ-24
Attached Pedestal



JPHA-24
JPHP-24
JPHH-24
JPHQ-24
JPHJ-24
Suspended Pedestal

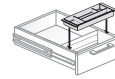


JPMA-24
JPMP-24
JPMH-24
JPMQ-24
JPMJ-24
Mobile Pedestal

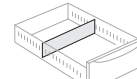


JPTA-24
JPTP-24
JPTH-24
JPTQ-24
Tug Pedestal

X Series Pedestal Accessories — page 212



JPTA-6
Pencil Tray



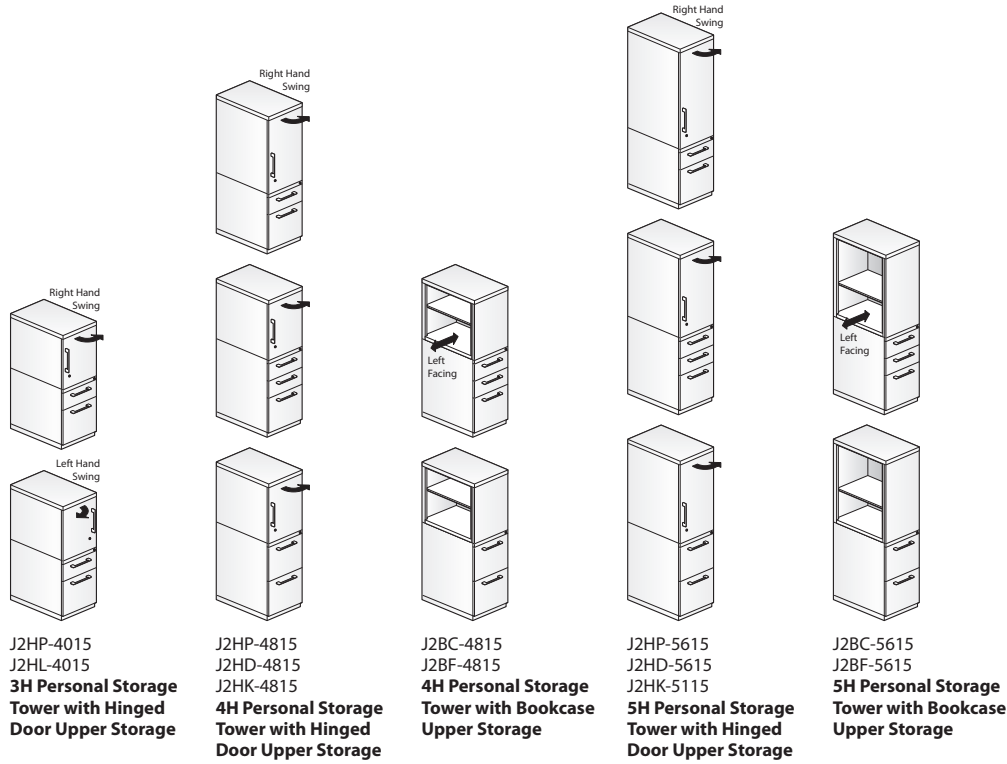
JBDA-6
Dividers



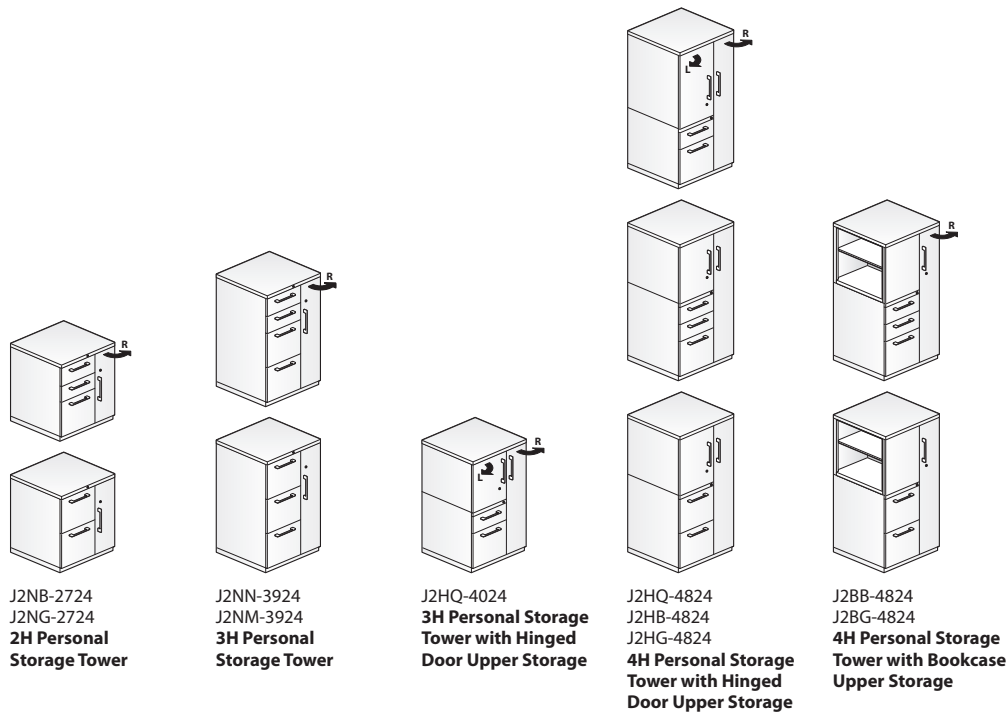
JCTB-24
Pedestal Cushion Kit

Statement of Line

X Series 15" Wide Personal Storage Towers — pages 214-225

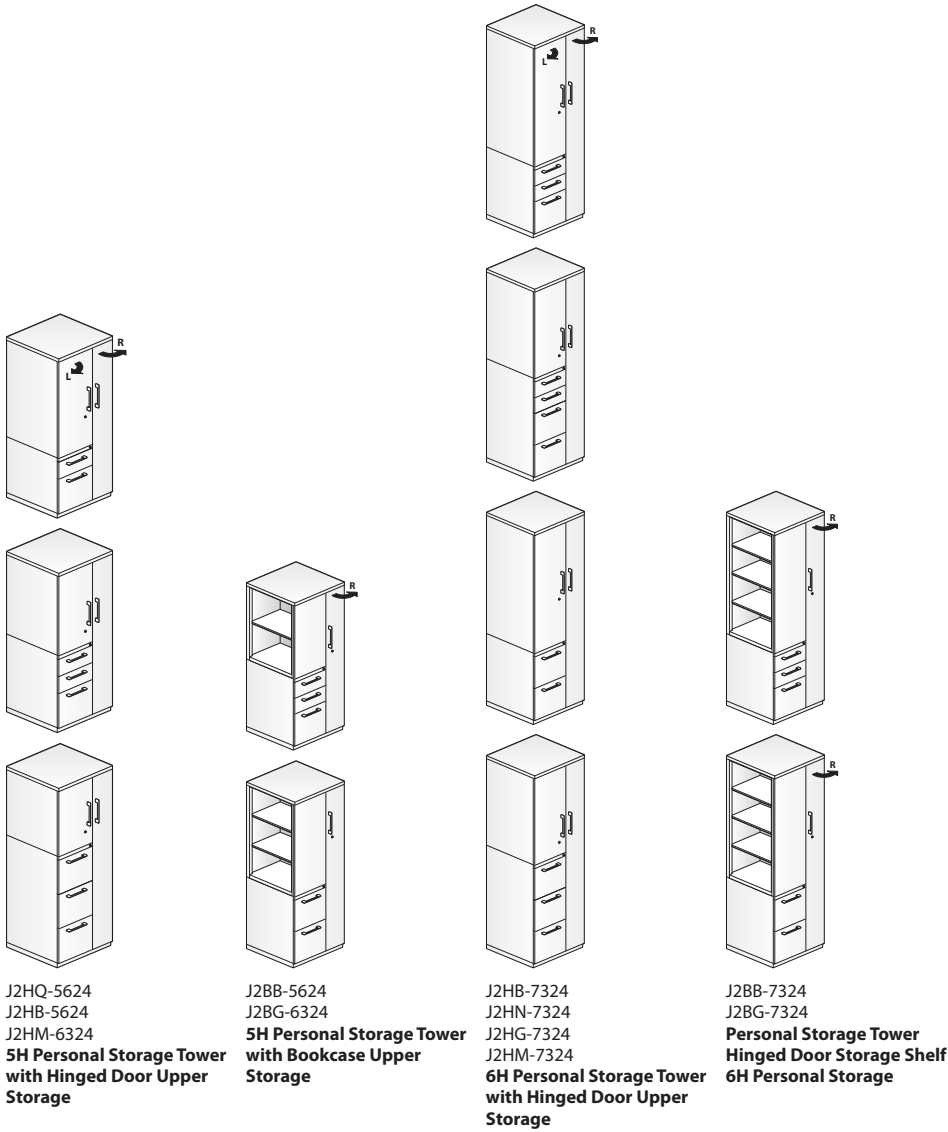


X Series 24" Wide Personal Storage Towers — pages 226-253



Statement of Line

X Series 24" Wide Personal Storage Towers (cont'd) — pages 226-249



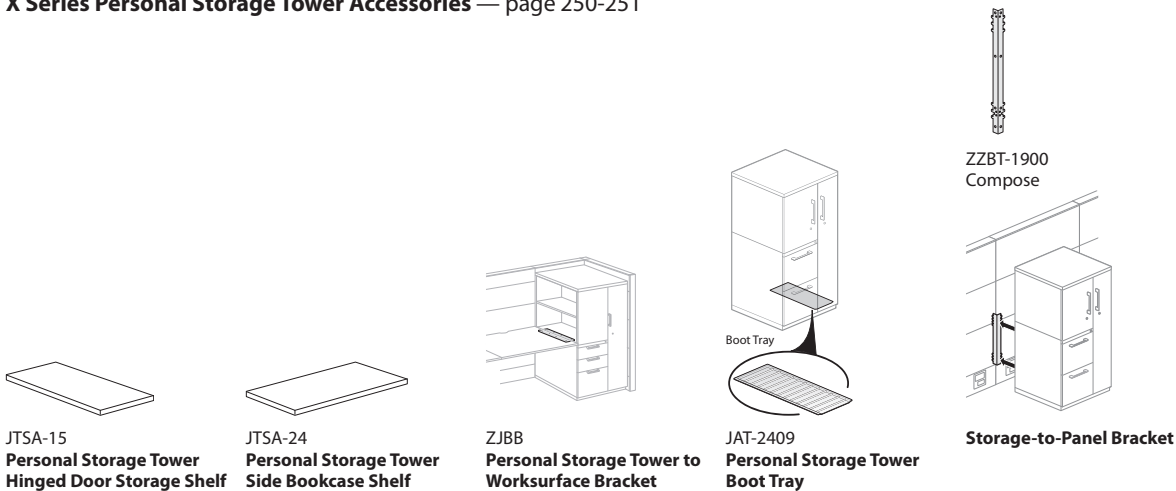
J2HQ-5624
J2HB-5624
J2HM-6324
5H Personal Storage Tower with Hinged Door Upper Storage

J2BB-5624
J2BG-6324
5H Personal Storage Tower with Bookcase Upper Storage

J2HB-7324
J2HN-7324
J2HG-7324
J2HM-7324
6H Personal Storage Tower with Hinged Door Upper Storage

J2BB-7324
J2BG-7324
**Personal Storage Tower Hinged Door Storage Shelf
6H Personal Storage**

X Series Personal Storage Tower Accessories — page 250-251



JTSA-15
Personal Storage Tower Hinged Door Storage Shelf

JTSA-24
Personal Storage Tower Side Bookcase Shelf

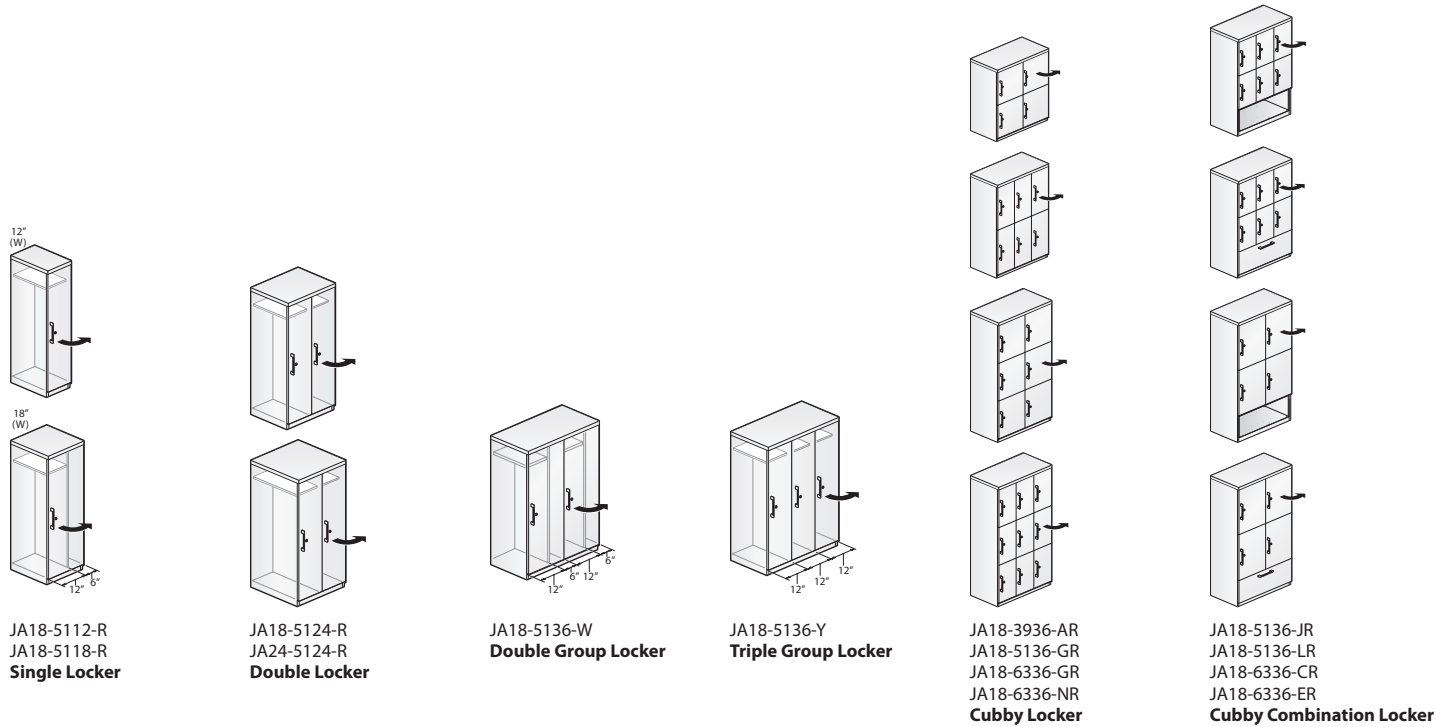
ZJBB
Personal Storage Tower to Worksurface Bracket

JAT-2409
Personal Storage Tower Boot Tray

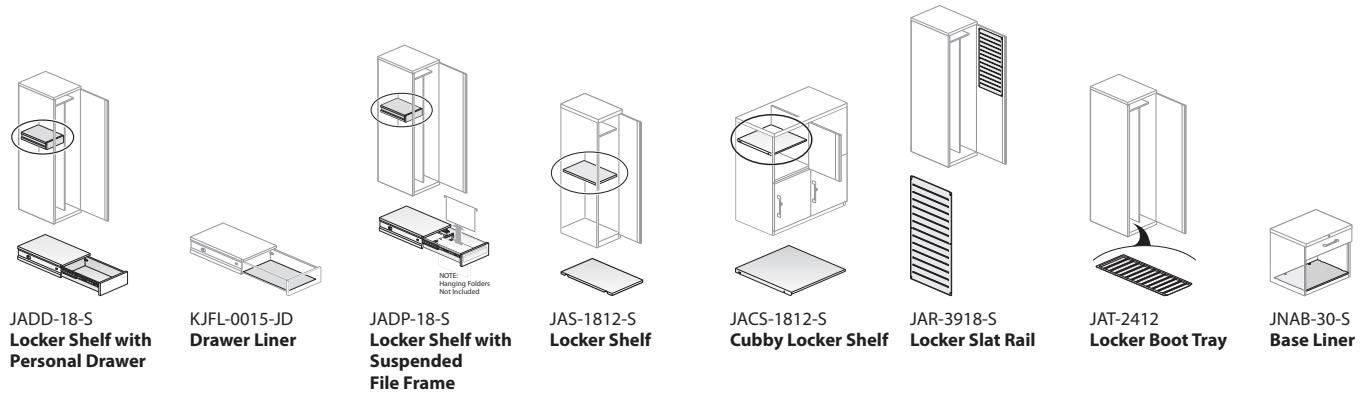
ZZBT-1900
Compose
Storage-to-Panel Bracket

Statement of Line

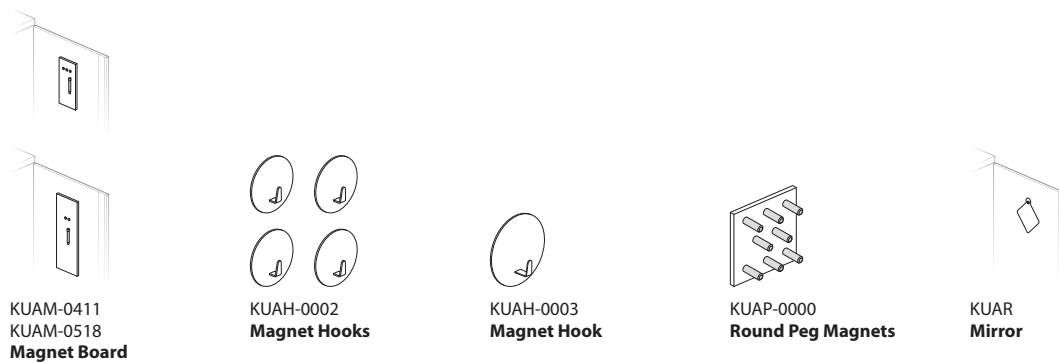
X Series Lockers — pages 253-269



X Series Locker Accessories — pages 270-272

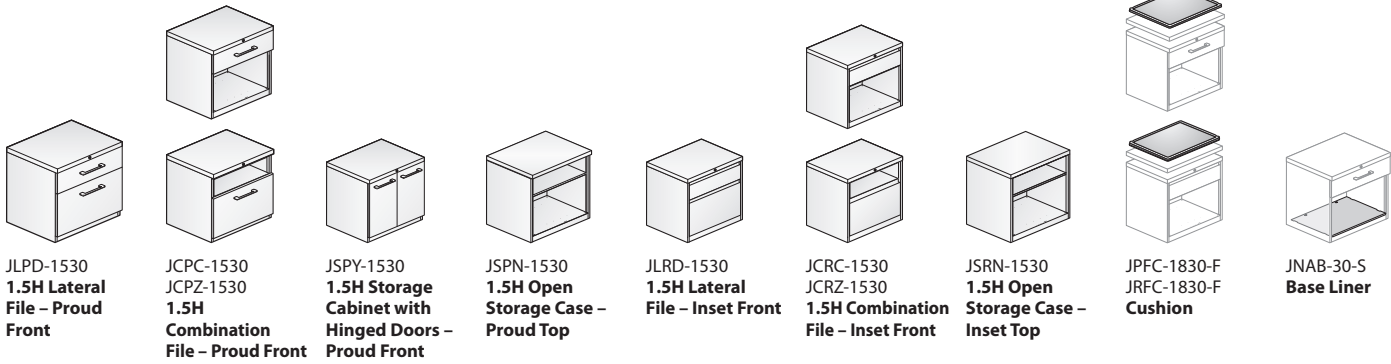


Belong Work Tools Accessories — page 273

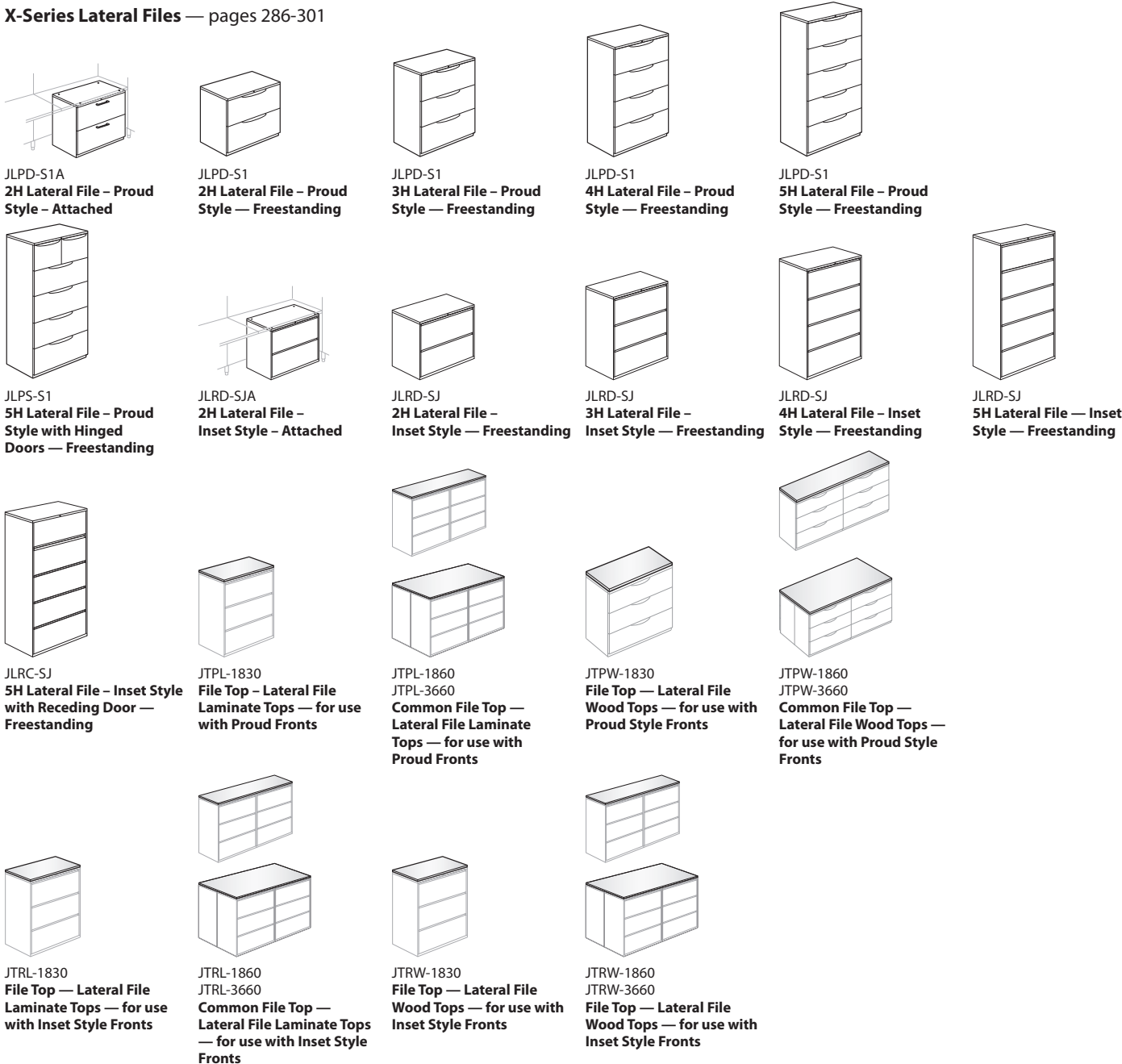


Statement of Line

X-Series 1.5H Filing & Storage — pages 276-284

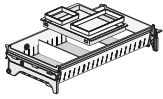


X-Series Lateral Files — pages 286-301

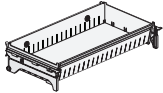


Statement of Line

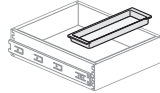
Accessories — pages 302-306



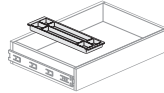
KJFI-00XX-D
KFI-00XX-B
Drawer Insert



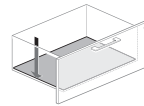
KJTY-9
PDA Tray



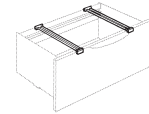
KJTY-10
Personal Tray



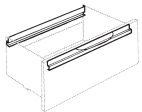
KJTY-9
Pencil Tray



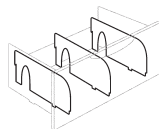
KJFL
Drawer Liner



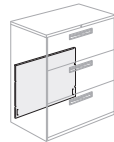
JFFA-15
Front-to-Back Hanging Bars



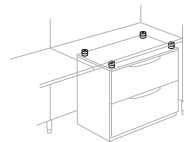
JFHA
Side-to-Side Hanging Bars



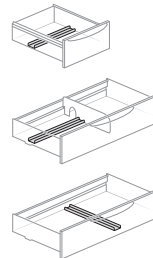
JFDA-15
Dividers



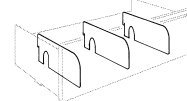
JFWA
Counterweight



JSHA-1
Worksurface Height Adjustment Kit for Attached Lateral File

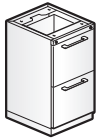


KUAU-1203-JP
KUAU-1203-JL
KUAU-1603-JL
U Channel Divider

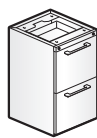


LDV
Dividers

X Series Filing & Storage with Individually Locking Drawers — pages 308-322



JPAW-18-S
Attached Pedestal with Individually Locking Drawers



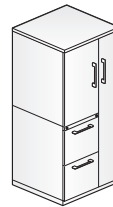
JPHW-18-S
Suspended Pedestal with Individually Locking Drawers



JPMW-18-S
Mobile Pedestal with Individually Locking Drawers



JPTW-24-S
Tug Pedestal with Individually Locking Drawers



J2HW-4824-SS
4H Personal Storage Tower with Individually Locking Drawers and Hinged Door Upper Storage



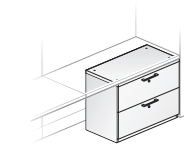
J2BW-4824-SS
4H Personal Storage Tower with Individually Locking Drawers and Bookcase Upper Storage



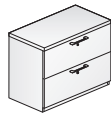
J2HW-5624-SS
5H Personal Storage Tower with Individually Locking Drawers and Hinged Door Upper Storage



J2BW-5624-SS
5H Personal Storage Tower with Individually Locking Drawers and Bookcase



JLPW-0230-S-A
2H Lateral File with Individually Locking Drawers – Proud Style – Attached



JLPW-0230-S
2H Lateral File with Individually Locking Drawers – Proud Style – Freestanding



JLPW-0330-S
3H Lateral File with Individually Locking Drawers – Proud Style



JLPW-0430-S
4H Lateral File with Individually Locking Drawers – Proud Style



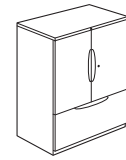
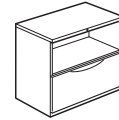
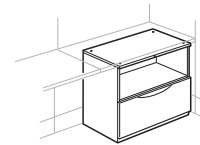
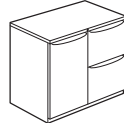
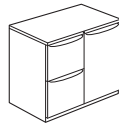
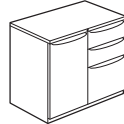
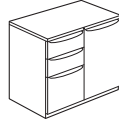
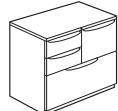
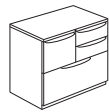
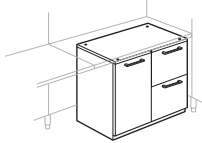
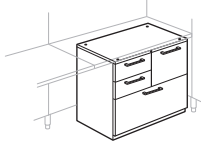
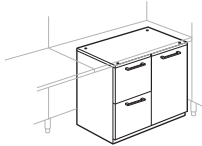
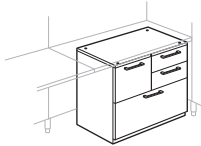
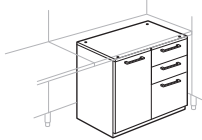
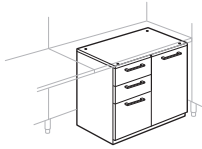
JLPW-0530-S
5H Lateral File with Individually Locking Drawers – Proud Style



JLPX-0530-S
5H Lateral File with Individually Locking Drawers and Hinged Doors – Proud Style

Statement of Line

X Series Combination Units — pages 324-337



JCPT-S1A
JCPR-S1A
2H Combination Unit — Attached

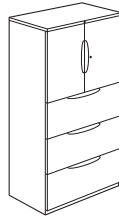
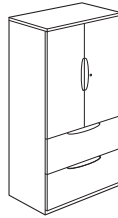
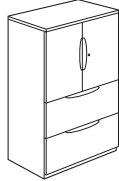
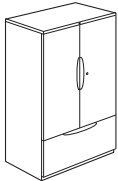
JCPB-SS1A
JCPE-SS1A
JCPG-SS1A
JCPJ-SS1A
2H Combination Unit with Hinged Door – Attached

JCPT-S1
JCPR-S1
2H Combination Unit

JCPB-SS1
JCPE-SS1
JCPG-SS1
JCPJ-SS1
2H Combination Unit with Hinged Door

JCPZ-S1A
JCPZ-S1
2H Combination Unit with Open Shelf

JCPV-SS1
3H Combination Unit



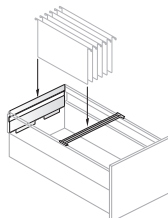
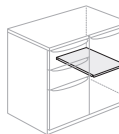
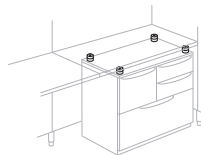
JCPV-SS1
4H Combination Unit with One Lateral File Drawer

JCPY-SS1
4H Combination Unit with Two Lateral File Drawers

JCPY-SS1
5H Combination Unit with Two Lateral File Drawers

JCPX-SS1
5H Combination Unit with Three Lateral File Drawers

X Series Combination Unit Accessories — page 338



JSHA-1
Worksurface Height Adjustment Kit for Attached Combination Unit

JSSA-15
Storage Shelf

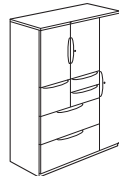
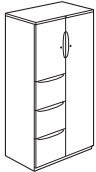
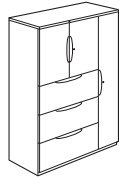
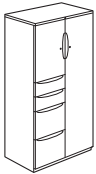
JSSA
Storage Shelves

JCPL-12
Filing Kit

Statement of Line

X Series Combination Unit with Valet — pages 340-343

X Series Combination Units/Valet Accessories — page 344



JVPN-SS1
JVPM-SS1
5H Combination Unit with Valet — 30" Wide

JVPW-SS1
JVPP-SS1
5H Combination Unit with Valet — 42" Wide



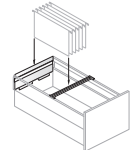
JSSA-30
Storage Shelf



JSSA-12
Valet Shelf

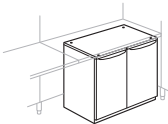


JSSA-15
Valet Shelf

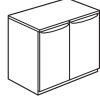


JCPL-12
Filing Kit

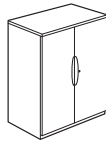
X Series Storage Cabinets — pages 346-349



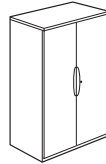
JSPY-S1A
2H Storage Cabinet — Attached



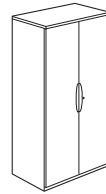
JSPY-S1
2H Storage Cabinet



JSPY-S1
3H Storage Cabinet



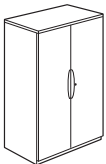
JSPY-S1
4H Storage Cabinet



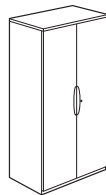
JSPY-S1
5H Storage Cabinet

X Series Wardrobes — page 352

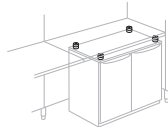
X Series Cabinet/Wardrobe Accessories — page 353



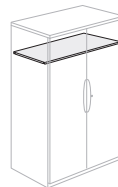
JWPC-S1
4H Wardrobe



JWPC-S1
5H Wardrobe



JSCHA-1
Worksurface Height Adjustment Kit for Attached Storage Cabinet

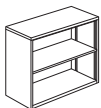


JSSA
Storage Cabinet/Wardrobe Shelf

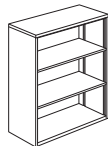


JSCA
Storage Cabinet Coat Rod

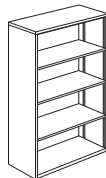
X Series Bookcases — pages 354-355



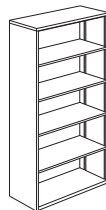
JBKS-0230
JBKS-0236
JBKS-0242
2H Bookcase



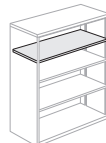
JBKS-0330
JBKS-0336
JBKS-0342
3H Bookcase



JBKS-0430
JBKS-0436
JBKS-0442
4H Bookcase



JBKS-0530
JBKS-0536
JBKS-0542
5H Bookcase



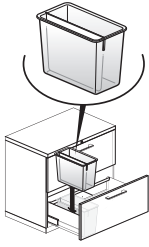
JBBSA
Bookcase Shelf

Statement of Line

Recycling Solutions — page 356

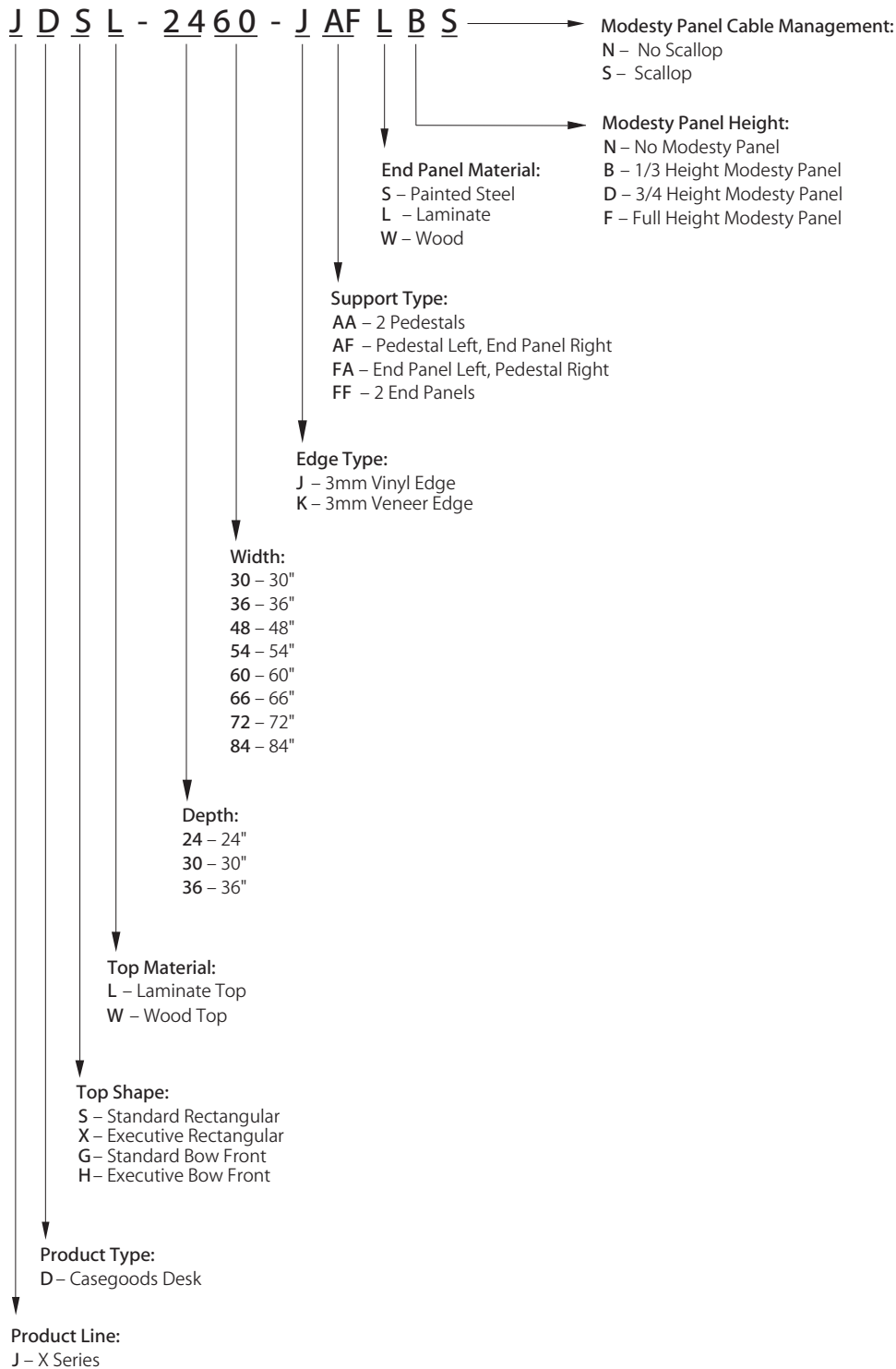


JRPY-3948
Recycling Solutions



KURB
Recycling/Trash Bin

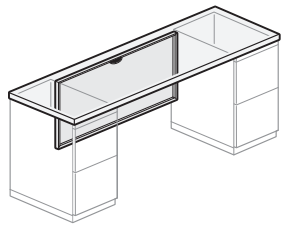
X Series Desks — Catalog Logic



X Series Double Pedestal Desks

Standard Rectangular Double Pedestal Desk — Laminate Top

Height	Depth	Width	Number	Top - Laminate A Modesty - Steel		Top - Laminate B Modesty - Steel	
				Trim A	Trim B	Trim A	Trim B
29"(737mm)	24"(610mm)	60"(1524mm)	JDSL-2460-JAAN	\$1246.97	\$1300.74	\$1338.57	\$1392.34
		66"(1676mm)	JDSL-2466-JAAN	1333.07	1394.52	1431.57	1493.02
		72"(1829mm)	JDSL-2472-JAAN	1419.17	1488.30	1524.57	1593.70
		78"(1981mm)	JDSL-2478-JAAN	1505.27	1582.08	1617.57	1694.38
		84"(2134mm)	JDSL-2484-JAAN	1591.37	1675.86	1710.57	1795.06
29"(737mm)	30"(762mm)	60"(1524mm)	JDSL-3060-JAAN	\$1296.77	\$1350.54	\$1392.21	\$1445.98
		66"(1676mm)	JDSL-3066-JAAN	1382.87	1444.32	1485.21	1546.66
		72"(1829mm)	JDSL-3072-JAAN	1468.97	1538.10	1578.21	1647.34
		78"(1981mm)	JDSL-3078-JAAN	1555.07	1631.88	1671.21	1748.02
		84"(2134mm)	JDSL-3084-JAAN	1641.17	1725.66	1764.21	1848.70

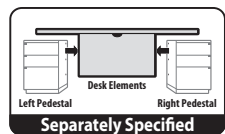


Features

- Includes laminate top, optional steel modesty panel, and assembly hardware (pedestals not included).
- High-pressure laminate top has 3mm edgeband on user and guest edge, and 1mm edgeband on sides.
- Optional modesty panel is available with or without scallop wireway for cable management; scallop is centered at top of modesty panel.
- Field assembled.

Specification Tip

- Two X Series desk pedestals must be specified separately; nominal depths of desk pedestals must match nominal depth of desk top.



JDSL-JAANDS

To Order, Specify:

1) Product number, including:

① Modesty Panel Height:

- N** No Modesty Panel, deduct \$101.31 list
- B** 1/3 Height
- D** 3/4 Height, add \$101.34 list
- F** Full Height, add \$202.67 list

② Modesty Panel Cable Management:

- N** No Scallop
- S** Scallop

2) Laminate color for top.

3) Edge trim color for top.

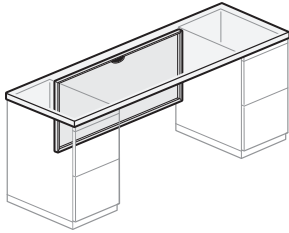
4) Trim color for modesty panel.

***Note:** Desk pedestals must be specified separately.

X Series Double Pedestal Desks

Standard Rectangular Double Pedestal Desk — Wood Top

Height	Depth	Width	Number	1 2		Top - Wood Group A Modesty - Steel		Top - Wood Group B Modesty - Steel	
				Trim A	Trim B	Trim A	Trim B		
29"(737mm)	24"(610mm)	60"(1524mm)	JDSW-2460-KAAN			\$1705.71	\$1759.48	\$1836.55	\$1890.32
		66"(1676mm)	JDSW-2466-KAAN			1791.81	1853.26	1930.81	1992.26
		72"(1829mm)	JDSW-2472-KAAN			1877.91	1947.04	2025.07	2094.20
		78"(1981mm)	JDSW-2478-KAAN			1964.01	2040.82	2119.33	2196.14
		84"(2134mm)	JDSW-2484-KAAN			2050.11	2134.60	2213.59	2298.08
29"(737mm)	30"(762mm)	60"(1524mm)	JDSW-3060-KAAN			\$1782.21	\$1835.98	\$1917.97	\$1971.74
		66"(1676mm)	JDSW-3066-KAAN			1868.31	1929.76	2012.23	2073.68
		72"(1829mm)	JDSW-3072-KAAN			1954.41	2023.54	2106.49	2175.62
		78"(1981mm)	JDSW-3078-KAAN			2040.51	2117.32	2200.75	2277.56
		84"(2134mm)	JDSW-3084-KAAN			2126.61	2211.10	2295.01	2379.50



Features

- Includes wood top, optional steel modesty panel, and assembly hardware (pedestals not included).
- Wood veneer top has 3mm edgeband on user and guest edge, and 1mm edgeband on sides.
- Optional modesty panel is available with or without scallop wireway for cable management; scallop is centered at top of modesty panel.
- Field assembled.

Specification Tip

- Two X Series desk pedestals must be specified separately; nominal depths of desk pedestals must match nominal depth of desk top.

To Order, Specify:

- Product number, including:

1 Modesty Panel Height:

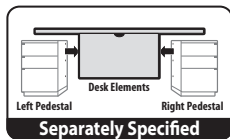
- N** No Modesty Panel, deduct \$101.31 list
- B** 1/3 Height
- D** 3/4 Height, add \$101.34 list
- F** Full Height, add \$202.67 list

2 Modesty Panel Cable Management:

- N** No Scallop
- S** Scallop

- Wood finish color for top.
- Trim color for modesty panel.

*Note: Desk pedestals must be specified separately.

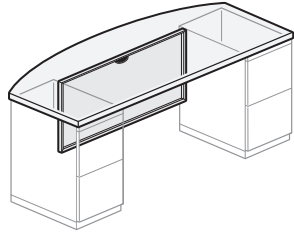


JDSW-KAANDS

X Series Double Pedestal Desks

Standard Bow Front Double Pedestal Desk — Laminate Top

Height	Depth	Width	Number	Top - Laminate A Modesty - Steel		Top - Laminate B Modesty - Steel	
				Trim A	Trim B	Trim A	Trim B
29"(737mm)	24"(610mm)	60"(1524mm)	JDGL-2460-JAAN	\$1382.71	\$1436.48	\$1485.16	\$1538.93
		66"(1676mm)	JDGL-2466-JAAN	1468.81	1530.26	1578.16	1639.61
		72"(1829mm)	JDGL-2472-JAAN	1554.91	1624.04	1671.16	1740.29
		78"(1981mm)	JDGL-2478-JAAN	1641.01	1717.82	1764.16	1840.97
		84"(2134mm)	JDGL-2484-JAAN	1727.11	1811.60	1857.16	1941.65
29"(737mm)	30"(762mm)	60"(1524mm)	JDGL-3060-JAAN	\$1432.51	\$1486.28	\$1538.80	\$1592.57
		66"(1676mm)	JDGL-3066-JAAN	1518.61	1580.06	1631.80	1693.25
		72"(1829mm)	JDGL-3072-JAAN	1604.71	1673.84	1724.80	1793.93
		78"(1981mm)	JDGL-3078-JAAN	1690.81	1767.62	1817.80	1894.61
		84"(2134mm)	JDGL-3084-JAAN	1776.91	1861.40	1910.80	1995.29

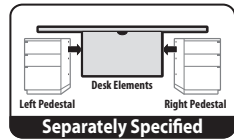


Features

- Includes laminate top, optional steel modesty panel, and assembly hardware (pedestals not included).
- High-pressure laminate top has 3mm edgeband on user and guest edge, and 1mm edgeband on sides.
- Bow edge on guest side extends 6"(152mm) beyond pedestals at the center of the desk.
- Optional modesty panel is available with or without scallop wireway for cable management; scallop is centered at top of modesty panel.
- Field assembled.

Specification Tip

- Two X Series desk pedestals must be specified separately; nominal depths of desk pedestals must match nominal depth of desk top.



JDGL-JAANDS

To Order, Specify:

1) Product number, including:

1 Modesty Panel Height:

- N** No Modesty Panel, deduct \$101.31 list
- B** 1/3 Height
- D** 3/4 Height, add \$101.34 list
- F** Full Height, add \$202.67 list

2 Modesty Panel Cable Management:

- N** No Scallop
- S** Scallop

2) Laminate color for top.

3) Edge trim color for top.

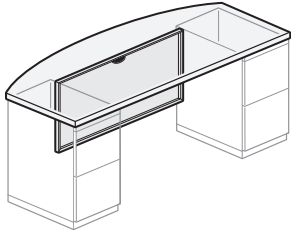
4) Trim color for modesty panel.

***Note:** Desk pedestals must be specified separately.

X Series Double Pedestal Desks

Standard Bow Front Double Pedestal Desk — Wood Top

Height	Depth	Width	Number	① ②		Top - Wood Group A Modesty - Steel		Top - Wood Group B Modesty - Steel	
				Trim A	Trim B	Trim A	Trim B		
29"(737mm)	24"(610mm)	60"(1524mm)	JDGW-2460-KAAN	■	■	\$1868.21	\$1921.98	\$2027.95	\$2081.72
		66"(1676mm)	JDGW-2466-KAAN	■	■	1954.31	2015.76	2122.21	2183.66
		72"(1829mm)	JDGW-2472-KAAN	■	■	2040.41	2109.54	2216.47	2285.60
		78"(1981mm)	JDGW-2478-KAAN	■	■	2126.51	2203.32	2310.73	2387.54
		84"(2134mm)	JDGW-2484-KAAN	■	■	2212.61	2297.10	2404.99	2489.48
29"(737mm)	30"(762mm)	60"(1524mm)	JDGW-3060-KAAN	■	■	\$1944.71	\$1998.48	\$2109.37	\$2163.14
		66"(1676mm)	JDGW-3066-KAAN	■	■	2030.81	2092.26	2203.63	2265.08
		72"(1829mm)	JDGW-3072-KAAN	■	■	2116.91	2186.04	2297.89	2367.02
		78"(1981mm)	JDGW-3078-KAAN	■	■	2203.01	2279.82	2392.15	2468.96
		84"(2134mm)	JDGW-3084-KAAN	■	■	2289.11	2373.60	2486.41	2570.90



Features

- Includes wood top, optional steel modesty panel, and assembly hardware (pedestals not included).
- Wood veneer top has 3mm edgeband on user and guest edge, and 1mm edgeband on sides.
- Bow edge on guest side extends 6"(152mm) beyond pedestals at the center of the desk.
- Optional modesty panel is available with or without scallop wireway for cable management; scallop is centered at top of modesty panel.
- Field assembled.

Specification Tip

- Two X Series desk pedestals must be specified separately; nominal depths of desk pedestals must match nominal depth of desk top.

To Order, Specify:

- Product number, including:

① Modesty Panel Height:

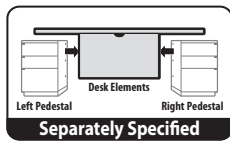
- N** No Modesty Panel, deduct \$101.31 list
- B** 1/3 Height
- D** 3/4 Height, add \$101.34 list
- F** Full Height, add \$202.67 list

② Modesty Panel Cable Management:

- N** No Scallop
- S** Scallop

- Wood finish color for top.
- Trim color for modesty panel.

*Note: Desk pedestals must be specified separately.

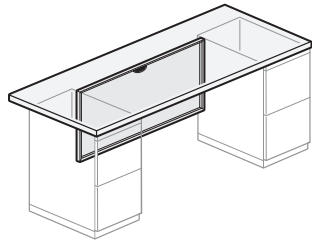


JDGW-KAANDS

X Series Double Pedestal Desks

Executive Rectangular Double Pedestal Desk — Laminate Top

Height	Depth	Width	Number	Top - Laminate A Modesty - Steel		Top - Laminate B Modesty - Steel	
				Trim A	Trim B	Trim A	Trim B
29"(737mm)	30"(762mm)	60"(1524mm)	JDXL-3060-JAAN	\$1296.77	\$1350.54	\$1392.21	\$1445.98
		66"(1676mm)	JDXL-3066-JAAN	1382.87	1444.32	1485.21	1546.66
		72"(1829mm)	JDXL-3072-JAAN	1468.97	1538.10	1578.21	1647.34
		78"(1981mm)	JDXL-3078-JAAN	1555.07	1631.88	1671.21	1748.02
		84"(2134mm)	JDXL-3084-JAAN	1641.17	1725.66	1764.21	1848.70
29"(737mm)	36"(914mm)	60"(1524mm)	JDXL-3660-JAAN	\$1346.57	\$1400.34	\$1445.85	\$1499.62
		66"(1676mm)	JDXL-3666-JAAN	1432.67	1494.12	1538.85	1600.30
		72"(1829mm)	JDXL-3672-JAAN	1518.77	1587.90	1631.85	1700.98
		78"(1981mm)	JDXL-3678-JAAN	1604.87	1681.68	1724.85	1801.66
		84"(2134mm)	JDXL-3684-JAAN	1690.97	1775.46	1817.85	1902.34



Features

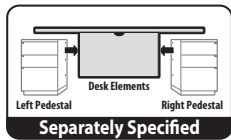
- Includes laminate top, optional steel modesty panel, and assembly hardware (pedestals not included).
- High-pressure laminate top has 3mm edgeband on user and guest edge, and 1mm edgeband on sides.
- Edge on guest side extends 6"(152mm) beyond pedestals along the entire width of the desk.
- Optional modesty panel is available with or without scallop wireway for cable management; scallop is centered at top of modesty panel.
- Field assembled.

Specification Tip

- Two X Series desk pedestals must be specified separately; nominal depths of desk pedestals must be 6"(152mm) less than nominal depth of desk top. See table.

Desk/Pedestal Nominal Depths

Desk Depth	Pedestal Depth
30"(762mm)	24"(610mm)
36"(914mm)	30"(762mm)



JDXL-JAANDS

To Order, Specify:

1) Product number, including:

① Modesty Panel Height:

- N** No Modesty Panel, deduct \$101.31 list
- B** 1/3 Height
- D** 3/4 Height, add \$101.34 list
- F** Full Height, add \$202.67 list

② Modesty Panel Cable Management:

- N** No Scallop
- S** Scallop

2) Laminate color for top.

3) Edge trim color for top.

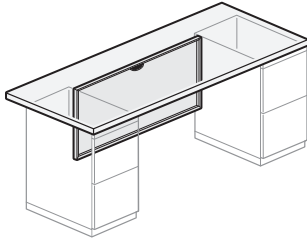
4) Trim color for modesty panel.

*Note: Desk pedestals must be specified separately.

X Series Double Pedestal Desks

Executive Rectangular Double Pedestal Desk — Wood Top

Height	Depth	Width	Number	① ② Top - Wood Group A Modesty - Steel		Top - Wood Group B Modesty - Steel	
				Trim A	Trim B	Trim A	Trim B
29"(737mm)	30"(762mm)	60"(1524mm)	JDXW-3060-KAAN	\$1782.21	\$1835.98	\$1917.97	\$1971.74
		66"(1676mm)	JDXW-3066-KAAN	1868.31	1929.76	2012.23	2073.68
		72"(1829mm)	JDXW-3072-KAAN	1954.41	2023.54	2106.49	2175.62
		78"(1981mm)	JDXW-3078-KAAN	2040.51	2117.32	2200.75	2277.56
		84"(2134mm)	JDXW-3084-KAAN	2126.61	2211.10	2295.01	2379.50
29"(737mm)	36"(914mm)	60"(1524mm)	JDXW-3660-KAAN	\$1858.71	\$1912.48	\$1999.39	\$2053.16
		66"(1676mm)	JDXW-3666-KAAN	1944.81	2006.26	2093.65	2155.10
		72"(1829mm)	JDXW-3672-KAAN	2030.91	2100.04	2187.91	2257.04
		78"(1981mm)	JDXW-3678-KAAN	2117.01	2193.82	2282.17	2358.98
		84"(2134mm)	JDXW-3684-KAAN	2203.11	2287.60	2376.43	2460.92



Features

- Includes wood top, optional steel modesty panel, and assembly hardware (pedestals not included).
- Wood veneer top has 3mm edgeband on user and guest edge, and 1mm edgeband on sides.
- Edge on guest side extends 6"(152mm) beyond pedestals along the entire width of the desk.
- Optional modesty panel is available with or without scallop wireway for cable management; scallop is centered at top of modesty panel.
- Field assembled.

Specification Tip

- Two X Series desk pedestals must be specified separately; nominal depths of desk pedestals must be 6"(152mm) less than nominal depth of desk top. See table.

Desk/Pedestal Nominal Depths

Desk Depth	Pedestal Depth
30"(762mm)	24"(610mm)
36"(914mm)	30"(762mm)

To Order, Specify:

- Product number, including:

① Modesty Panel Height:

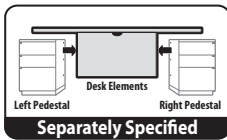
- N** No Modesty Panel, deduct \$101.31 list
- B** 1/3 Height
- D** 3/4 Height, add \$101.34 list
- F** Full Height, add \$202.67 list

② Modesty Panel Cable Management:

- N** No Scallop
- S** Scallop

- Wood finish color for top.
- Trim color for modesty panel.

*Note: Desk pedestals must be specified separately.

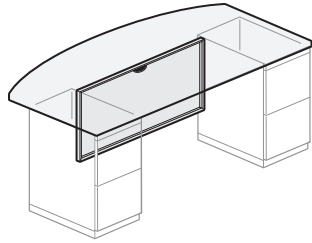


JDXW-KAANDS

X Series Double Pedestal Desks

Executive Bow Front Double Pedestal Desk — Laminate Top

Height	Depth	Width	Number	Top - Laminate A		Top - Laminate B	
				Modesty - Steel Trim A	Trim B	Modesty - Steel Trim A	Trim B
29"(737mm)	30"(762mm)	60"(1524mm)	JDHL-3060-JAAN	\$1432.51	\$1486.28	\$1538.80	\$1592.57
		66"(1676mm)	JDHL-3066-JAAN	1518.61	1580.06	1631.80	1693.25
		72"(1829mm)	JDHL-3072-JAAN	1604.71	1673.84	1724.80	1793.93
		78"(1981mm)	JDHL-3078-JAAN	1690.81	1767.62	1817.80	1894.61
		84"(2134mm)	JDHL-3084-JAAN	1776.91	1861.40	1910.80	1995.29
29"(737mm)	36"(914mm)	60"(1524mm)	JDHL-3660-JAAN	\$1482.31	\$1536.08	\$1592.44	\$1646.21
		66"(1676mm)	JDHL-3666-JAAN	1568.41	1629.86	1685.44	1746.89
		72"(1829mm)	JDHL-3672-JAAN	1654.51	1723.64	1778.44	1847.57
		78"(1981mm)	JDHL-3678-JAAN	1740.61	1817.42	1871.44	1948.25
		84"(2134mm)	JDHL-3684-JAAN	1826.71	1911.20	1964.44	2048.93



Features

- Includes laminate top, optional steel modesty panel, and assembly hardware (pedestals not included).
- High-pressure laminate top has 3mm edgeband on user and guest edge, and 1mm edgeband on sides.
- Bow edge on guest side extends 10"(254mm) beyond pedestals at the center of the desk (4"(102mm) of extension + 6"(152mm) of bow).
- Optional modesty panel is available with or without scallop wireway for cable management; scallop is centered at top of modesty panel.
- Field assembled.

Specification Tip

- Two X Series desk pedestals must be specified separately; nominal depths of desk pedestals must be 6"(152mm) less than nominal depth of desk top. See table.

Desk/Pedestal Nominal Depths

Desk Depth	Pedestal Depth
30"(762mm)	24"(610mm)
36"(914mm)	30"(762mm)

To Order, Specify:

1) Product number, including:

① Modesty Panel Height:

- N** No Modesty Panel, deduct \$101.31 list
- B** 1/3 Height
- D** 3/4 Height, add \$101.34 list
- F** Full Height, add \$202.67 list

② Modesty Panel Cable Management:

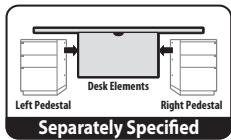
- N** No Scallop
- S** Scallop

2) Laminate color for top.

3) Edge trim color for top.

4) Trim color for modesty panel.

***Note:** Desk pedestals must be specified separately.

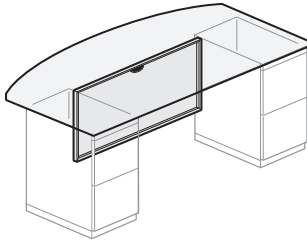


JDHL-JAANDS

X Series Double Pedestal Desks

Executive Bow Front Double Pedestal Desk — Wood Top

Height	Depth	Width	Number	Top - Wood Group A		Top - Wood Group B		
				Modesty - Steel Trim A	Trim B	Modesty - Steel Trim A	Trim B	
29"(737mm)	30"(762mm)	60"(1524mm)	JDHW-3060-KAAN	1	\$1944.71	\$1998.48	\$2109.37	\$2163.14
		66"(1676mm)	JDHW-3066-KAAN	2	2030.81	2092.26	2203.63	2265.08
		72"(1829mm)	JDHW-3072-KAAN		2116.91	2186.04	2297.89	2367.02
		78"(1981mm)	JDHW-3078-KAAN		2203.01	2279.82	2392.15	2468.96
		84"(2134mm)	JDHW-3084-KAAN		2289.11	2373.60	2486.41	2570.90
29"(737mm)	36"(914mm)	60"(1524mm)	JDHW-3660-KAAN		\$2021.21	\$2074.98	\$2190.79	\$2244.56
		66"(1676mm)	JDHW-3666-KAAN		2107.31	2168.76	2285.05	2346.50
		72"(1829mm)	JDHW-3672-KAAN		2193.41	2262.54	2379.31	2448.44
		78"(1981mm)	JDHW-3678-KAAN		2279.51	2356.32	2473.57	2550.38
		84"(2134mm)	JDHW-3684-KAAN		2365.61	2450.10	2567.83	2652.32



Features

- Includes wood top, optional steel modesty panel, and assembly hardware (pedestals not included).
- Wood veneer top has 3mm edgeband on user and guest edge, and 1mm edgeband on sides.
- Bow edge on guest side extends 10"(254mm) beyond pedestals at the center of the desk (4"(102mm) of extension + 6"(152mm) of bow).
- Optional modesty panel is available with or without scallop wireway for cable management; scallop is centered at top of modesty panel.
- Field assembled.

Specification Tip

- Two X Series desk pedestals must be specified separately; nominal depths of desk pedestals must be 6"(152mm) less than nominal depth of desk top. See table.

Desk/Pedestal Nominal Depths

Desk Depth	Pedestal Depth
30"(762mm)	24"(610mm)
36"(914mm)	30"(762mm)

To Order, Specify:

- Product number, including:

1 Modesty Panel Height:

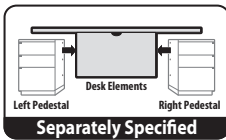
- N** No Modesty Panel, deduct \$101.31 list
- B** 1/3 Height
- D** 3/4 Height, add \$101.34 list
- F** Full Height, add \$202.67 list

2 Modesty Panel Cable Management:

- N** No Scallop
- S** Scallop

- Wood finish color for top.
- Trim color for modesty panel.

*Note: Desk pedestals must be specified separately.

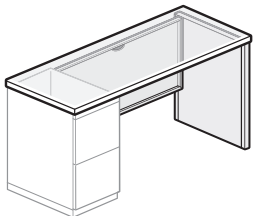


JDHW-KAANDS

X Series Single Pedestal Desks

Standard Rectangular Single Pedestal Desk — Laminate Top with Steel End Panel

Height	Depth	Width	Number	End Panel - Steel Trim A		End Panel - Steel Trim B		
				Modesty - Steel Trim A	Trim B	Modesty - Steel Trim A	Trim B	
Top — Laminate A								
29"(737mm)	24"(610mm)	48"(1219mm)	JDSL-2448-J	S	\$1730.41	\$1768.82	\$1797.36	\$1835.77
		54"(1372mm)	JDSL-2454-J	S	1816.51	1862.60	1883.46	1929.55
		60"(1524mm)	JDSL-2460-J	S	1902.61	1956.38	1969.56	2023.33
		66"(1676mm)	JDSL-2466-J	S	1988.71	2050.16	2055.66	2117.11
		72"(1829mm)	JDSL-2472-J	S	2074.81	2143.94	2141.76	2210.89
		78"(1981mm)	JDSL-2478-J	S	2160.91	2237.72	2227.86	2304.67
		84"(2134mm)	JDSL-2484-J	S	2247.01	2331.50	2313.96	2398.45
		29"(737mm)	30"(762mm)	48"(1219mm)	JDSL-3048-J	S	\$1797.31	\$1835.72
54"(1372mm)	JDSL-3054-J			S	1883.41	1929.50	1965.72	2011.81
60"(1524mm)	JDSL-3060-J			S	1969.51	2023.28	2051.82	2105.59
66"(1676mm)	JDSL-3066-J			S	2055.61	2117.06	2137.92	2199.37
72"(1829mm)	JDSL-3072-J			S	2141.71	2210.84	2224.02	2293.15
78"(1981mm)	JDSL-3078-J			S	2227.81	2304.62	2310.12	2386.93
84"(2134mm)	JDSL-3084-J			S	2313.91	2398.40	2396.22	2480.71
Top — Laminate B								
29"(737mm)	24"(610mm)	48"(1219mm)	JDSL-2448-J	S	1808.21	\$1846.62	\$1875.16	\$1913.57
		54"(1372mm)	JDSL-2454-J	S	1901.21	1947.30	1968.16	2014.25
		60"(1524mm)	JDSL-2460-J	S	1994.21	2047.98	2061.16	2114.93
		66"(1676mm)	JDSL-2466-J	S	2087.21	2148.66	2154.16	2215.61
		72"(1829mm)	JDSL-2472-J	S	2180.21	2249.34	2247.16	2316.29
		78"(1981mm)	JDSL-2478-J	S	2273.21	2350.02	2340.16	2416.97
		84"(2134mm)	JDSL-2484-J	S	2366.21	2450.70	2433.16	2517.65
		29"(737mm)	30"(762mm)	48"(1219mm)	JDSL-3048-J	S	\$1878.95	\$1917.36
54"(1372mm)	JDSL-3054-J			S	1971.95	2018.04	2054.26	2100.35
60"(1524mm)	JDSL-3060-J			S	2064.95	2118.72	2147.26	2201.03
66"(1676mm)	JDSL-3066-J			S	2157.95	2219.40	2240.26	2301.71
72"(1829mm)	JDSL-3072-J			S	2250.95	2320.08	2333.26	2402.39
78"(1981mm)	JDSL-3078-J			S	2343.95	2420.76	2426.26	2503.07
84"(2134mm)	JDSL-3084-J			S	2436.95	2521.44	2519.26	2603.75

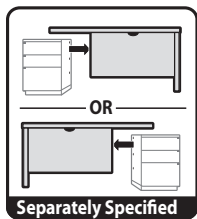


Features

- Includes laminate top, steel end panel, steel modesty panel, and assembly hardware (pedestal not included).
- High-pressure laminate top has 3mm edgeband on user and guest edge, and 1mm edgeband on sides.
- Modesty panel is available with or without scallop wireway for cable management; scallop is centered at top of modesty panel.
- Desk orientation can be field-changed from left to right or right to left. Order hole plugs (qty. 8) from eParts to cover exposed mounting holes.
- Glides provide 1"(25mm) adjustment range.
- Field assembled.

Specification Tip

- One X Series desk pedestal must be specified separately; nominal depth of desk pedestals must match nominal depth of desk top.



JDSL-JAFSDS
(Left-Hand)

To Order, Specify:

- 1) Product number, including:

1 Orientation:

- AF** Left-hand
- FA** Right-hand

2 Modesty Panel Height:

- B** 1/3 Height
- D** 3/4 Height, add **\$101.34** list
- F** Full Height, add **\$202.67** list

3 Modesty Panel Cable Management:

- N** No Scallop
- S** Scallop

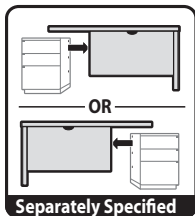
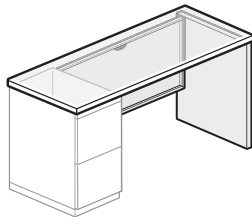
- 2) Laminate color for top.
- 3) Edge trim color for top.
- 4) Trim color for end panel.
- 5) Trim color for modesty panel.

***Note:** Desk pedestal must be specified separately.

X Series Single Pedestal Desks

Standard Rectangular Single Pedestal Desk — Laminate Top with Laminate End Panel

Height	Depth	Width	Number	End Panel - Laminate A		End Panel - Laminate B		
				Modesty - Steel Trim A	Trim B	Modesty - Steel Trim A	Trim B	
Top — Laminate A								
29"(737mm)	24"(610mm)	48"(1219mm)	JDSL-2448-J	L	\$1564.07	\$1602.48	\$1603.23	\$1641.64
		54"(1372mm)	JDSL-2454-J	L	1650.17	1696.26	1689.33	1735.42
		60"(1524mm)	JDSL-2460-J	L	1736.27	1790.04	1775.43	1829.20
		66"(1676mm)	JDSL-2466-J	L	1822.37	1883.82	1861.53	1922.98
		72"(1829mm)	JDSL-2472-J	L	1908.47	1977.60	1947.63	2016.76
		78"(1981mm)	JDSL-2478-J	L	1994.57	2071.38	2033.73	2110.54
		84"(2134mm)	JDSL-2484-J	L	2080.67	2165.16	2119.83	2204.32
		29"(737mm)	30"(762mm)	48"(1219mm)	JDSL-3048-J	L	\$1630.97	\$1669.38
54"(1372mm)	JDSL-3054-J			L	1717.07	1763.16	1757.61	1803.70
60"(1524mm)	JDSL-3060-J			L	1803.17	1856.94	1843.71	1897.48
66"(1676mm)	JDSL-3066-J			L	1889.27	1950.72	1929.81	1991.26
72"(1829mm)	JDSL-3072-J			L	1975.37	2044.50	2015.91	2085.04
78"(1981mm)	JDSL-3078-J			L	2061.47	2138.28	2102.01	2178.82
84"(2134mm)	JDSL-3084-J			L	2147.57	2232.06	2188.11	2272.60
Top — Laminate B								
29"(737mm)	24"(610mm)	48"(1219mm)	JDSL-2448-J	L	1641.87	\$1680.28	\$1681.03	\$1719.44
		54"(1372mm)	JDSL-2454-J	L	1734.87	1780.96	1774.03	1820.12
		60"(1524mm)	JDSL-2460-J	L	1827.87	1881.64	1867.03	1920.80
		66"(1676mm)	JDSL-2466-J	L	1920.87	1982.32	1960.03	2021.48
		72"(1829mm)	JDSL-2472-J	L	2013.87	2083.00	2053.03	2122.16
		78"(1981mm)	JDSL-2478-J	L	2106.87	2183.68	2146.03	2222.84
		84"(2134mm)	JDSL-2484-J	L	2199.87	2284.36	2239.03	2323.52
		29"(737mm)	30"(762mm)	48"(1219mm)	JDSL-3048-J	L	\$1712.61	\$1751.02
54"(1372mm)	JDSL-3054-J			L	1805.61	1851.70	1846.15	1892.24
60"(1524mm)	JDSL-3060-J			L	1898.61	1952.38	1939.15	1992.92
66"(1676mm)	JDSL-3066-J			L	1991.61	2053.06	2032.15	2093.60
72"(1829mm)	JDSL-3072-J			L	2084.61	2153.74	2125.15	2194.28
78"(1981mm)	JDSL-3078-J			L	2177.61	2254.42	2218.15	2294.96
84"(2134mm)	JDSL-3084-J			L	2270.61	2355.10	2311.15	2395.64



JDSL-JAFLDS (Left-Hand)

Features

- Includes laminate top, laminate end panel, steel modesty panel, and assembly hardware (pedestal not included).
- High-pressure laminate top has 3mm edgeband on user and guest edge, and 1mm edgeband on sides.
- Modesty panel is available with or without scallop wireway for cable management; scallop is centered at top of modesty panel.
- Desk orientation can be field-changed from left to right or right to left. Order hole plugs (qty. 8) from eParts to cover exposed mounting holes.
- Glides provide 1"(25mm) adjustment range.
- Field assembled.

Specification Tip

- One X Series desk pedestal must be specified separately; nominal depth of desk pedestals must match nominal depth of desk top.

To Order, Specify:

- 1) Product number, including:

1 Orientation:

- AF** Left-hand
- FA** Right-hand

2 Modesty Panel Height:

- B** 1/3 Height
- D** 3/4 Height, add **\$101.34** list
- F** Full Height, add **\$202.67** list

3 Modesty Panel Cable Management:

- N** No Scallop
- S** Scallop

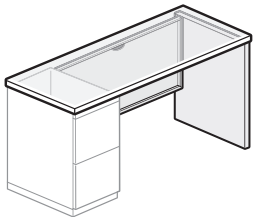
- 2) Laminate color for top.
- 3) Edge trim color for top.
- 4) Laminate color for end panel.
- 5) Edge trim color for end panel.
- 6) Trim color for modesty panel.

*Note: Desk pedestal must be specified separately.

X Series Single Pedestal Desks

Standard Rectangular Single Pedestal Desk — Laminate Top with Wood End Panel

Height	Depth	Width	Number ① ② ③	End Panel - Wood Group A		End Panel - Wood Group B		
				Modesty - Steel Trim A	Trim B	Modesty - Steel Trim A	Trim B	
Top — Laminate A								
29"(737mm)	24"(610mm)	48"(1219mm)	JDSL-2448-J	W	\$1824.08	\$1862.49	\$1957.70	\$1996.11
		54"(1372mm)	JDSL-2454-J	W	1910.18	1956.27	2043.80	2089.89
		60"(1524mm)	JDSL-2460-J	W	1996.28	2050.05	2129.90	2183.67
		66"(1676mm)	JDSL-2466-J	W	2082.38	2143.83	2216.00	2277.45
		72"(1829mm)	JDSL-2472-J	W	2168.48	2237.61	2302.10	2371.23
		78"(1981mm)	JDSL-2478-J	W	2254.58	2331.39	2388.20	2465.01
		84"(2134mm)	JDSL-2484-J	W	2340.68	2425.17	2474.30	2558.79
		29"(737mm)	30"(762mm)	48"(1219mm)	JDSL-3048-J	W	\$1890.98	\$1929.39
54"(1372mm)	JDSL-3054-J			W	1977.08	2023.17	2114.00	2160.09
60"(1524mm)	JDSL-3060-J			W	2063.18	2116.95	2200.10	2253.87
66"(1676mm)	JDSL-3066-J			W	2149.28	2210.73	2286.20	2347.65
72"(1829mm)	JDSL-3072-J			W	2235.38	2304.51	2372.30	2441.43
78"(1981mm)	JDSL-3078-J			W	2321.48	2398.29	2458.40	2535.21
84"(2134mm)	JDSL-3084-J			W	2407.58	2492.07	2544.50	2628.99
Top — Laminate B								
29"(737mm)	24"(610mm)	48"(1219mm)	JDSL-2448-J	W	1901.88	\$1940.29	\$2035.50	\$2073.91
		54"(1372mm)	JDSL-2454-J	W	1994.88	2040.97	2128.50	2174.59
		60"(1524mm)	JDSL-2460-J	W	2087.88	2141.65	2221.50	2275.27
		66"(1676mm)	JDSL-2466-J	W	2180.88	2242.33	2314.50	2375.95
		72"(1829mm)	JDSL-2472-J	W	2273.88	2343.01	2407.50	2476.63
		78"(1981mm)	JDSL-2478-J	W	2366.88	2443.69	2500.50	2577.31
		84"(2134mm)	JDSL-2484-J	W	2459.88	2544.37	2593.50	2677.99
		29"(737mm)	30"(762mm)	48"(1219mm)	JDSL-3048-J	W	\$1972.62	\$2011.03
54"(1372mm)	JDSL-3054-J			W	2065.62	2111.71	2202.54	2248.63
60"(1524mm)	JDSL-3060-J			W	2158.62	2212.39	2295.54	2349.31
66"(1676mm)	JDSL-3066-J			W	2251.62	2313.07	2388.54	2449.99
72"(1829mm)	JDSL-3072-J			W	2344.62	2413.75	2481.54	2550.67
78"(1981mm)	JDSL-3078-J			W	2437.62	2514.43	2574.54	2651.35
84"(2134mm)	JDSL-3084-J			W	2530.62	2615.11	2667.54	2752.03



Features

- Includes laminate top, wood end panel, steel modesty panel, and assembly hardware (pedestal not included).
- High-pressure laminate top has 3mm edgeband on user and guest edge, and 1mm edgeband on sides.
- Modesty panel is available with or without scallop wireway for cable management; scallop is centered at top of modesty panel.
- Desk orientation can be field-changed from left to right or right to left. Order hole plugs (qty. 8) from eParts to cover exposed mounting holes.
- Glides provide 1"(25mm) adjustment range.
- Field assembled.

Specification Tip

- One X Series desk pedestal must be specified separately; nominal depth of desk pedestal must match nominal depth of desk top.

To Order, Specify:

- 1) Product number, including:

① Orientation:

- AF** Left-hand
- FA** Right-hand

② Modesty Panel Height:

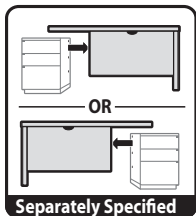
- B** 1/3 Height
- D** 3/4 Height, add **\$101.34** list
- F** Full Height, add **\$202.67** list

③ Modesty Panel Cable Management:

- N** No Scallop
- S** Scallop

- 2) Laminate color for top.
- 3) Edge trim color for top.
- 4) Wood finish color for end panel.
- 5) Trim color for modesty panel.

***Note:** Desk pedestal must be specified separately.

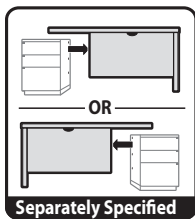
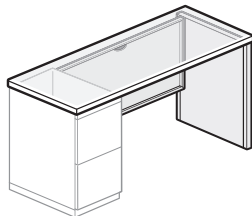


JDSL-JAFWDS
(Left-Hand)

X Series Single Pedestal Desks

Standard Rectangular Single Pedestal Desk — Wood Top with Steel End Panel

Height	Depth	Width	Number	End Panel - Steel Trim A		End Panel - Steel Trim B		
				Modesty - Steel Trim A	Trim B	Modesty - Steel Trim A	Trim B	
Top — Wood Group A								
29"(737mm)	24"(610mm)	48"(1219mm)	JDSW-2448-K	S	\$2189.15	\$2227.56	\$2256.10	\$2294.51
		54"(1372mm)	JDSW-2454-K	S	2275.25	2321.34	2342.20	2388.29
		60"(1524mm)	JDSW-2460-K	S	2361.35	2415.12	2428.30	2482.07
		66"(1676mm)	JDSW-2466-K	S	2447.45	2508.90	2514.40	2575.85
		72"(1829mm)	JDSW-2472-K	S	2533.55	2602.68	2600.50	2669.63
		78"(1981mm)	JDSW-2478-K	S	2619.65	2696.46	2686.60	2763.41
		84"(2134mm)	JDSW-2484-K	S	2705.75	2790.24	2772.70	2857.19
29"(737mm)	30"(762mm)	48"(1219mm)	JDSW-3048-K	S	\$2282.75	\$2321.16	\$2365.06	\$2403.47
		54"(1372mm)	JDSW-3054-K	S	2368.85	2414.94	2451.16	2497.25
		60"(1524mm)	JDSW-3060-K	S	2454.95	2508.72	2537.26	2591.03
		66"(1676mm)	JDSW-3066-K	S	2541.05	2602.50	2623.36	2684.81
		72"(1829mm)	JDSW-3072-K	S	2627.15	2696.28	2709.46	2778.59
		78"(1981mm)	JDSW-3078-K	S	2713.25	2790.06	2795.56	2872.37
		84"(2134mm)	JDSW-3084-K	S	2799.35	2883.84	2881.66	2966.15
Top — Wood Group B								
29"(737mm)	24"(610mm)	48"(1219mm)	JDSW-2448-K	S	2303.67	\$2342.08	\$2370.62	\$2409.03
		54"(1372mm)	JDSW-2454-K	S	2397.93	2444.02	2464.88	2510.97
		60"(1524mm)	JDSW-2460-K	S	2492.19	2545.96	2559.14	2612.91
		66"(1676mm)	JDSW-2466-K	S	2586.45	2647.90	2653.40	2714.85
		72"(1829mm)	JDSW-2472-K	S	2680.71	2749.84	2747.66	2816.79
		78"(1981mm)	JDSW-2478-K	S	2774.97	2851.78	2841.92	2918.73
		84"(2134mm)	JDSW-2484-K	S	2869.23	2953.72	2936.18	3020.67
29"(737mm)	30"(762mm)	48"(1219mm)	JDSW-3048-K	S	\$2402.19	\$2440.60	\$2484.50	\$2522.91
		54"(1372mm)	JDSW-3054-K	S	2496.45	2542.54	2578.76	2624.85
		60"(1524mm)	JDSW-3060-K	S	2590.71	2644.48	2673.02	2726.79
		66"(1676mm)	JDSW-3066-K	S	2684.97	2746.42	2767.28	2828.73
		72"(1829mm)	JDSW-3072-K	S	2779.23	2848.36	2861.54	2930.67
		78"(1981mm)	JDSW-3078-K	S	2873.49	2950.30	2955.80	3032.61
		84"(2134mm)	JDSW-3084-K	S	2967.75	3052.24	3050.06	3134.55



JDSW-KAFSDS (Left-Hand)

Features

- Includes wood top, steel end panel, steel modesty panel, and assembly hardware (pedestal not included).
- Wood veneer top has 3mm edgeband on user and guest edge, and 1mm edgeband on sides.
- Modesty panel is available with or without scallop wireway for cable management; scallop is centered at top of modesty panel.
- Desk orientation can be field-changed from left to right or right to left. Order hole plugs (qty. 8) from eParts to cover exposed mounting holes.
- Glides provide 1"(25mm) adjustment range.
- Field assembled.

Specification Tip

- One X Series desk pedestal must be specified separately; nominal depth of desk pedestal must match nominal depth of desk top.

To Order, Specify:

- 1) Product number, including:

1 Orientation:

- AF** Left-hand
- FA** Right-hand

2 Modesty Panel Height:

- B** 1/3 Height
- D** 3/4 Height, add **\$101.34** list
- F** Full Height, add **\$202.67** list

3 Modesty Panel Cable Management:

- N** No Scallop
- S** Scallop

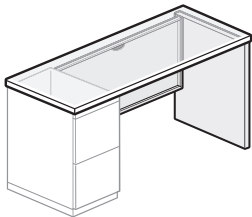
- 2) Wood finish color for top.
- 3) Trim color for end panel.
- 4) Trim color for modesty panel.

***Note:** Desk pedestal must be specified separately.

X Series Single Pedestal Desks

Standard Rectangular Single Pedestal Desk — Wood Top with Laminate End Panel

Height	Depth	Width	Number	①	②	③	End Panel - Laminate A		End Panel - Laminate B	
							Modesty - Steel Trim A	Trim B	Modesty - Steel Trim A	Trim B
Top — Wood Group A										
29"(737mm)	24"(610mm)	48"(1219mm)	JDSW-2448-K	L			\$2022.81	\$2061.22	\$2061.97	\$2100.38
		54"(1372mm)	JDSW-2454-K	L			2108.91	2155.00	2148.07	2194.16
		60"(1524mm)	JDSW-2460-K	L			2195.01	2248.78	2234.17	2287.94
		66"(1676mm)	JDSW-2466-K	L			2281.11	2342.56	2320.27	2381.72
		72"(1829mm)	JDSW-2472-K	L			2367.21	2436.34	2406.37	2475.50
		78"(1981mm)	JDSW-2478-K	L			2453.31	2530.12	2492.47	2569.28
		84"(2134mm)	JDSW-2484-K	L			2539.41	2623.90	2578.57	2663.06
29"(737mm)	30"(762mm)	48"(1219mm)	JDSW-3048-K	L			\$2116.41	\$2154.82	\$2156.95	\$2195.36
		54"(1372mm)	JDSW-3054-K	L			2202.51	2248.60	2243.05	2289.14
		60"(1524mm)	JDSW-3060-K	L			2288.61	2342.38	2329.15	2382.92
		66"(1676mm)	JDSW-3066-K	L			2374.71	2436.16	2415.25	2476.70
		72"(1829mm)	JDSW-3072-K	L			2460.81	2529.94	2501.35	2570.48
		78"(1981mm)	JDSW-3078-K	L			2546.91	2623.72	2587.45	2664.26
		84"(2134mm)	JDSW-3084-K	L			2633.01	2717.50	2673.55	2758.04
Top — Wood Group B										
29"(737mm)	24"(610mm)	48"(1219mm)	JDSW-2448-K	L			2137.33	\$2175.74	\$2176.49	\$2214.90
		54"(1372mm)	JDSW-2454-K	L			2231.59	2277.68	2270.75	2316.84
		60"(1524mm)	JDSW-2460-K	L			2325.85	2379.62	2365.01	2418.78
		66"(1676mm)	JDSW-2466-K	L			2420.11	2481.56	2459.27	2520.72
		72"(1829mm)	JDSW-2472-K	L			2514.37	2583.50	2553.53	2622.66
		78"(1981mm)	JDSW-2478-K	L			2608.63	2685.44	2647.79	2724.60
		84"(2134mm)	JDSW-2484-K	L			2702.89	2787.38	2742.05	2826.54
29"(737mm)	30"(762mm)	48"(1219mm)	JDSW-3048-K	L			\$2235.85	\$2274.26	\$2276.39	\$2314.80
		54"(1372mm)	JDSW-3054-K	L			2330.11	2376.20	2370.65	2416.74
		60"(1524mm)	JDSW-3060-K	L			2424.37	2478.14	2464.91	2518.68
		66"(1676mm)	JDSW-3066-K	L			2518.63	2580.08	2559.17	2620.62
		72"(1829mm)	JDSW-3072-K	L			2612.89	2682.02	2653.43	2722.56
		78"(1981mm)	JDSW-3078-K	L			2707.15	2783.96	2747.69	2824.50
		84"(2134mm)	JDSW-3084-K	L			2801.41	2885.90	2841.95	2926.44

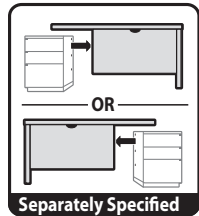


Features

- Includes wood top, laminate end panel, steel modesty panel, and assembly hardware (pedestal not included).
- Wood veneer top has 3mm edgeband on user and guest edge, and 1mm edgeband on sides.
- Modesty panel is available with or without scallop wireway for cable management; scallop is centered at top of modesty panel.
- Desk orientation can be field-changed from left to right or right to left. Order hole plugs (qty. 8) from eParts to cover exposed mounting holes.
- Glides provide 1"(25mm) adjustment range.
- Field assembled.

Specification Tip

- One X Series desk pedestal must be specified separately; nominal depth of desk pedestal must match nominal depth of desk top.



JDSW-KAFLDS
(Left-Hand)

To Order, Specify:

1) Product number, including:

① Orientation:

- AF** Left-hand
- FA** Right-hand

② Modesty Panel Height:

- B** 1/3 Height
- D** 3/4 Height, add **\$101.34** list
- F** Full Height, add **\$202.67** list

③ Modesty Panel Cable Management:

- N** No Scallop
- S** Scallop

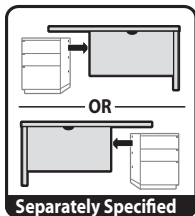
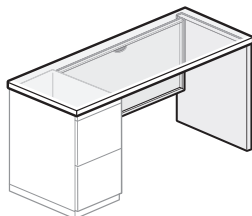
- 2) Wood finish color for top.
- 3) Laminate color for end panel.
- 4) Edge trim color for end panel.
- 5) Trim color for modesty panel.

***Note:** Desk pedestal must be specified separately.

X Series Single Pedestal Desks

Standard Rectangular Single Pedestal Desk — Wood Top with Wood End Panel

Height	Depth	Width	Number	①	②	③	End Panel - Wood Group A		End Panel - Wood Group B	
							Modesty - Steel Trim A	Trim B	Modesty - Steel Trim A	Trim B
Top — Wood Group A										
29"(737mm)	24"(610mm)	48"(1219mm)	JDSW-2448-K	W			\$2282.82	\$2321.23	\$2416.44	\$2454.85
		54"(1372mm)	JDSW-2454-K	W			2368.92	2415.01	2502.54	2548.63
		60"(1524mm)	JDSW-2460-K	W			2455.02	2508.79	2588.64	2642.41
		66"(1676mm)	JDSW-2466-K	W			2541.12	2602.57	2674.74	2736.19
		72"(1829mm)	JDSW-2472-K	W			2627.22	2696.35	2760.84	2829.97
		78"(1981mm)	JDSW-2478-K	W			2713.32	2790.13	2846.94	2923.75
		84"(2134mm)	JDSW-2484-K	W			2799.42	2883.91	2933.04	3017.53
29"(737mm)	30"(762mm)	48"(1219mm)	JDSW-3048-K	W			\$2376.42	\$2414.83	\$2513.34	\$2551.75
		54"(1372mm)	JDSW-3054-K	W			2462.52	2508.61	2599.44	2645.53
		60"(1524mm)	JDSW-3060-K	W			2548.62	2602.39	2685.54	2739.31
		66"(1676mm)	JDSW-3066-K	W			2634.72	2696.17	2771.64	2833.09
		72"(1829mm)	JDSW-3072-K	W			2720.82	2789.95	2857.74	2926.87
		78"(1981mm)	JDSW-3078-K	W			2806.92	2883.73	2943.84	3020.65
		84"(2134mm)	JDSW-3084-K	W			2893.02	2977.51	3029.94	3114.43
Top — Wood Group B										
29"(737mm)	24"(610mm)	48"(1219mm)	JDSW-2448-K	W			2397.34	\$2435.75	\$2530.96	\$2569.37
		54"(1372mm)	JDSW-2454-K	W			2491.60	2537.69	2625.22	2671.31
		60"(1524mm)	JDSW-2460-K	W			2585.86	2639.63	2719.48	2773.25
		66"(1676mm)	JDSW-2466-K	W			2680.12	2741.57	2813.74	2875.19
		72"(1829mm)	JDSW-2472-K	W			2774.38	2843.51	2908.00	2977.13
		78"(1981mm)	JDSW-2478-K	W			2868.64	2945.45	3002.26	3079.07
		84"(2134mm)	JDSW-2484-K	W			2962.90	3047.39	3096.52	3181.01
29"(737mm)	30"(762mm)	48"(1219mm)	JDSW-3048-K	W			\$2495.86	\$2534.27	\$2632.78	\$2671.19
		54"(1372mm)	JDSW-3054-K	W			2590.12	2636.21	2727.04	2773.13
		60"(1524mm)	JDSW-3060-K	W			2684.38	2738.15	2821.30	2875.07
		66"(1676mm)	JDSW-3066-K	W			2778.64	2840.09	2915.56	2977.01
		72"(1829mm)	JDSW-3072-K	W			2872.90	2942.03	3009.82	3078.95
		78"(1981mm)	JDSW-3078-K	W			2967.16	3043.97	3104.08	3180.89
		84"(2134mm)	JDSW-3084-K	W			3061.42	3145.91	3198.34	3282.83



JDSW-KAFWDS (Left-Hand)

Features

- Includes wood top, wood end panel, steel modesty panel, and assembly hardware (pedestal not included).
- Wood veneer top has 3mm edgeband on user and guest edge, and 1mm edgeband on sides.
- Modesty panel is available with or without scallop wireway for cable management; scallop is centered at top of modesty panel.
- Desk orientation can be field-changed from left to right or right to left. Order hole plugs (qty. 8) from eParts to cover exposed mounting holes.
- Glides provide 1"(25mm) adjustment range.
- Field assembled.

Specification Tip

- One X Series desk pedestal must be specified separately; nominal depth of desk pedestal must match nominal depth of desk top.

To Order, Specify:

1) Product number, including:

① Orientation:

- AF** Left-hand
- FA** Right-hand

② Modesty Panel Height:

- B** 1/3 Height
- D** 3/4 Height, add **\$101.34** list
- F** Full Height, add **\$202.67** list

③ Modesty Panel Cable Management:

- N** No Scallop
- S** Scallop

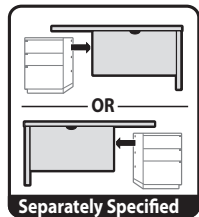
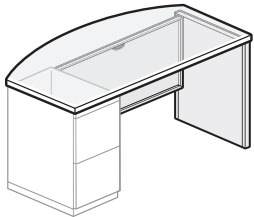
- 2) Wood finish color for top.
- 3) Wood finish color for end panel.
- 4) Trim color for modesty panel.

***Note:** Desk pedestal must be specified separately.

X Series Single Pedestal Desks

Standard Bow Front Single Pedestal Desk — Laminate Top with Steel End Panel

Height	Depth	Width	Number	①	②	③	End Panel - Steel Trim A		End Panel - Steel Trim B	
							Modesty - Steel Trim A	Trim B	Modesty - Steel Trim A	Trim B
Top — Laminate A										
29"(737mm)	24"(610mm)	48"(1219mm)	JDGL-2448-J	S			\$1866.15	\$1904.56	\$1933.10	\$1971.51
		54"(1372mm)	JDGL-2454-J	S			1952.25	1998.34	2019.20	2065.29
		60"(1524mm)	JDGL-2460-J	S			2038.35	2092.12	2105.30	2159.07
		66"(1676mm)	JDGL-2466-J	S			2124.45	2185.90	2191.40	2252.85
		72"(1829mm)	JDGL-2472-J	S			2210.55	2279.68	2277.50	2346.63
		78"(1981mm)	JDGL-2478-J	S			2296.65	2373.46	2363.60	2440.41
		84"(2134mm)	JDGL-2484-J	S			2382.75	2467.24	2449.70	2534.19
		29"(737mm)	30"(762mm)	48"(1219mm)	JDGL-3048-J	S			\$1933.05	\$1971.46
54"(1372mm)	JDGL-3054-J			S			2019.15	2065.24	2101.46	2147.55
60"(1524mm)	JDGL-3060-J			S			2105.25	2159.02	2187.56	2241.33
66"(1676mm)	JDGL-3066-J			S			2191.35	2252.80	2273.66	2335.11
72"(1829mm)	JDGL-3072-J			S			2277.45	2346.58	2359.76	2428.89
78"(1981mm)	JDGL-3078-J			S			2363.55	2440.36	2445.86	2522.67
84"(2134mm)	JDGL-3084-J			S			2449.65	2534.14	2531.96	2616.45
Top — Laminate B										
29"(737mm)	24"(610mm)	48"(1219mm)	JDGL-2448-J	S			1954.80	\$1993.21	\$2021.75	\$2060.16
		54"(1372mm)	JDGL-2454-J	S			2047.80	2093.89	2114.75	2160.84
		60"(1524mm)	JDGL-2460-J	S			2140.80	2194.57	2207.75	2261.52
		66"(1676mm)	JDGL-2466-J	S			2233.80	2295.25	2300.75	2362.20
		72"(1829mm)	JDGL-2472-J	S			2326.80	2395.93	2393.75	2462.88
		78"(1981mm)	JDGL-2478-J	S			2419.80	2496.61	2486.75	2563.56
		84"(2134mm)	JDGL-2484-J	S			2512.80	2597.29	2579.75	2664.24
		29"(737mm)	30"(762mm)	48"(1219mm)	JDGL-3048-J	S			\$2025.54	\$2063.95
54"(1372mm)	JDGL-3054-J			S			2118.54	2164.63	2200.85	2246.94
60"(1524mm)	JDGL-3060-J			S			2211.54	2265.31	2293.85	2347.62
66"(1676mm)	JDGL-3066-J			S			2304.54	2365.99	2386.85	2448.30
72"(1829mm)	JDGL-3072-J			S			2397.54	2466.67	2479.85	2548.98
78"(1981mm)	JDGL-3078-J			S			2490.54	2567.35	2572.85	2649.66
84"(2134mm)	JDGL-3084-J			S			2583.54	2668.03	2665.85	2750.34



JDGL-JAFSDS
(Left-Hand)

Features

- Includes laminate top, steel end panel, steel modesty panel, and assembly hardware (pedestal not included).
- High-pressure laminate top has 3mm edgeband on user and guest edge, and 1mm edgeband on sides.
- Bow edge on guest side extends 6"(152mm) beyond pedestal and end panel at the center of the desk.
- Modesty panel is available with or without scallop wireway for cable management; scallop is centered at top of modesty panel.
- Desk orientation can be field-changed from left to right or right to left. Order hole plugs (qty. 8) from eParts to cover exposed mounting holes.
- Glides provide 1"(25mm) adjustment range.
- Field assembled.

Specification Tip

- One X Series desk pedestal must be specified separately; nominal depth of desk pedestal must match nominal depth of desk top.

To Order, Specify:

- 1) Product number, including:

① Orientation:

- AF** Left-hand
- FA** Right-hand

② Modesty Panel Height:

- B** 1/3 Height
- D** 3/4 Height, add **\$101.34** list
- F** Full Height, add **\$202.67** list

③ Modesty Panel Cable Management:

- N** No Scallop
- S** Scallop

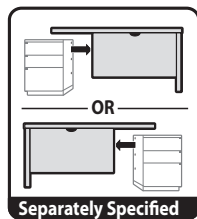
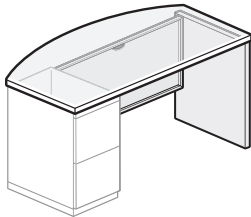
- 2) Laminate color for top.
- 3) Edge trim color for top.
- 4) Trim color for end panel.
- 5) Trim color for modesty panel.

***Note:** Desk pedestal must be specified separately.

X Series Single Pedestal Desks

Standard Bow Front Single Pedestal Desk — Laminate Top with Laminate End Panel

Height	Depth	Width	Number ① ② ③	End Panel - Laminate A		End Panel - Laminate B		
				Modesty - Steel Trim A	Trim B	Modesty - Steel Trim A	Trim B	
Top — Laminate A								
29"(737mm)	24"(610mm)	48"(1219mm)	JDGL-2448-J	L	\$1699.81	\$1738.22	\$1738.97	\$1777.38
		54"(1372mm)	JDGL-2454-J	L	1785.91	1832.00	1825.07	1871.16
		60"(1524mm)	JDGL-2460-J	L	1872.01	1925.78	1911.17	1964.94
		66"(1676mm)	JDGL-2466-J	L	1958.11	2019.56	1997.27	2058.72
		72"(1829mm)	JDGL-2472-J	L	2044.21	2113.34	2083.37	2152.50
		78"(1981mm)	JDGL-2478-J	L	2130.31	2207.12	2169.47	2246.28
		84"(2134mm)	JDGL-2484-J	L	2216.41	2300.90	2255.57	2340.06
29"(737mm)	30"(762mm)	48"(1219mm)	JDGL-3048-J	L	\$1766.71	\$1805.12	\$1807.25	\$1845.66
		54"(1372mm)	JDGL-3054-J	L	1852.81	1898.90	1893.35	1939.44
		60"(1524mm)	JDGL-3060-J	L	1938.91	1992.68	1979.45	2033.22
		66"(1676mm)	JDGL-3066-J	L	2025.01	2086.46	2065.55	2127.00
		72"(1829mm)	JDGL-3072-J	L	2111.11	2180.24	2151.65	2220.78
		78"(1981mm)	JDGL-3078-J	L	2197.21	2274.02	2237.75	2314.56
		84"(2134mm)	JDGL-3084-J	L	2283.31	2367.80	2323.85	2408.34
Top — Laminate B								
29"(737mm)	24"(610mm)	48"(1219mm)	JDGL-2448-J	L	1788.46	\$1826.87	\$1827.62	\$1866.03
		54"(1372mm)	JDGL-2454-J	L	1881.46	1927.55	1920.62	1966.71
		60"(1524mm)	JDGL-2460-J	L	1974.46	2028.23	2013.62	2067.39
		66"(1676mm)	JDGL-2466-J	L	2067.46	2128.91	2106.62	2168.07
		72"(1829mm)	JDGL-2472-J	L	2160.46	2229.59	2199.62	2268.75
		78"(1981mm)	JDGL-2478-J	L	2253.46	2330.27	2292.62	2369.43
		84"(2134mm)	JDGL-2484-J	L	2346.46	2430.95	2385.62	2470.11
29"(737mm)	30"(762mm)	48"(1219mm)	JDGL-3048-J	L	\$1859.20	\$1897.61	\$1899.74	\$1938.15
		54"(1372mm)	JDGL-3054-J	L	1952.20	1998.29	1992.74	2038.83
		60"(1524mm)	JDGL-3060-J	L	2045.20	2098.97	2085.74	2139.51
		66"(1676mm)	JDGL-3066-J	L	2138.20	2199.65	2178.74	2240.19
		72"(1829mm)	JDGL-3072-J	L	2231.20	2300.33	2271.74	2340.87
		78"(1981mm)	JDGL-3078-J	L	2324.20	2401.01	2364.74	2441.55
		84"(2134mm)	JDGL-3084-J	L	2417.20	2501.69	2457.74	2542.23



JDGL-JAFLDS
(Left-Hand)

Features

- Includes laminate top, laminate end panel, steel modesty panel, and assembly hardware (pedestal not included).
- High-pressure laminate top has 3mm edgeband on user and guest edge, and 1mm edgeband on sides.
- Bow edge on guest side extends 6"(152mm) beyond pedestal and end panel at the center of the desk.
- Modesty panel is available with or without scallop wireway for cable management; scallop is centered at top of modesty panel.
- Desk orientation can be field-changed from left to right or right to left. Order hole plugs (qty. 8) from eParts to cover exposed mounting holes.
- Glides provide 1"(25mm) adjustment range.
- Field assembled.

Specification Tip

- One X Series desk pedestal must be specified separately; nominal depth of desk pedestal must match nominal depth of desk top.

To Order, Specify:

- 1) Product number, including:

① Orientation:

- AF** Left-hand
- FA** Right-hand

② Modesty Panel Height:

- B** 1/3 Height
- D** 3/4 Height, add **\$101.34** list
- F** Full Height, add **\$202.67** list

③ Modesty Panel Cable Management:

- N** No Scallop
- S** Scallop

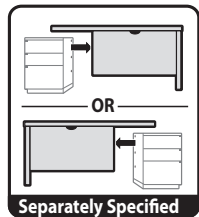
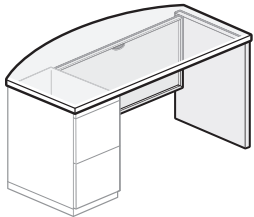
- 2) Laminate color for top.
- 3) Edge trim color for top.
- 4) Laminate color for end panel.
- 5) Edge trim color for end panel.
- 6) Trim color for modesty panel.

*Note: Desk pedestal must be specified separately.

X Series Single Pedestal Desks

Standard Bow Front Single Pedestal Desk — Laminate Top with Wood End Panel

Height	Depth	Width	Number ① ② ③	End Panel - Wood Group A		End Panel - Wood Group B		
				Modesty - Steel Trim A	Trim B	Modesty - Steel Trim A	Trim B	
Top — Laminate A								
29"(737mm)	24"(610mm)	48"(1219mm)	JDGL-2448-J	W	\$1959.82	\$1998.23	\$2093.44	\$2131.85
		54"(1372mm)	JDGL-2454-J	W	2045.92	2092.01	2179.54	2225.63
		60"(1524mm)	JDGL-2460-J	W	2132.02	2185.79	2265.64	2319.41
		66"(1676mm)	JDGL-2466-J	W	2218.12	2279.57	2351.74	2413.19
		72"(1829mm)	JDGL-2472-J	W	2304.22	2373.35	2437.84	2506.97
		78"(1981mm)	JDGL-2478-J	W	2390.32	2467.13	2523.94	2600.75
		84"(2134mm)	JDGL-2484-J	W	2476.42	2560.91	2610.04	2694.53
		29"(737mm)	30"(762mm)	48"(1219mm)	JDGL-3048-J	W	\$2026.72	\$2065.13
54"(1372mm)	JDGL-3054-J			W	2112.82	2158.91	2249.74	2295.83
60"(1524mm)	JDGL-3060-J			W	2198.92	2252.69	2335.84	2389.61
66"(1676mm)	JDGL-3066-J			W	2285.02	2346.47	2421.94	2483.39
72"(1829mm)	JDGL-3072-J			W	2371.12	2440.25	2508.04	2577.17
78"(1981mm)	JDGL-3078-J			W	2457.22	2534.03	2594.14	2670.95
84"(2134mm)	JDGL-3084-J			W	2543.32	2627.81	2680.24	2764.73
Top — Laminate B								
29"(737mm)	24"(610mm)	48"(1219mm)	JDGL-2448-J	W	2048.47	\$2086.88	\$2182.09	\$2220.50
		54"(1372mm)	JDGL-2454-J	W	2141.47	2187.56	2275.09	2321.18
		60"(1524mm)	JDGL-2460-J	W	2234.47	2288.24	2368.09	2421.86
		66"(1676mm)	JDGL-2466-J	W	2327.47	2388.92	2461.09	2522.54
		72"(1829mm)	JDGL-2472-J	W	2420.47	2489.60	2554.09	2623.22
		78"(1981mm)	JDGL-2478-J	W	2513.47	2590.28	2647.09	2723.90
		84"(2134mm)	JDGL-2484-J	W	2606.47	2690.96	2740.09	2824.58
		29"(737mm)	30"(762mm)	48"(1219mm)	JDGL-3048-J	W	\$2119.21	\$2157.62
54"(1372mm)	JDGL-3054-J			W	2212.21	2258.30	2349.13	2395.22
60"(1524mm)	JDGL-3060-J			W	2305.21	2358.98	2442.13	2495.90
66"(1676mm)	JDGL-3066-J			W	2398.21	2459.66	2535.13	2596.58
72"(1829mm)	JDGL-3072-J			W	2491.21	2560.34	2628.13	2697.26
78"(1981mm)	JDGL-3078-J			W	2584.21	2661.02	2721.13	2797.94
84"(2134mm)	JDGL-3084-J			W	2677.21	2761.70	2814.13	2898.62



JDGL-JAFWDS
(Left-Hand)

Features

- Includes laminate top, wood end panel, steel modesty panel, and assembly hardware (pedestal not included).
- High-pressure laminate top has 3mm edgeband on user and guest edge, and 1mm edgeband on sides.
- Bow edge on guest side extends 6"(152mm) beyond pedestal and end panel at the center of the desk.
- Modesty panel is available with or without scallop wireway for cable management; scallop is centered at top of modesty panel.
- Desk orientation can be field-changed from left to right or right to left. Order hole plugs (qty. 8) from eParts to cover exposed mounting holes.
- Glides provide 1"(25mm) adjustment range.
- Field assembled.

Specification Tip

- One X Series desk pedestal must be specified separately; nominal depth of desk pedestal must match nominal depth of desk top.

To Order, Specify:

- 1) Product number, including:

① Orientation:

- AF** Left-hand
- FA** Right-hand

② Modesty Panel Height:

- B** 1/3 Height
- D** 3/4 Height, add **\$101.34** list
- F** Full Height, add **\$202.67** list

③ Modesty Panel Cable Management:

- N** No Scallop
- S** Scallop

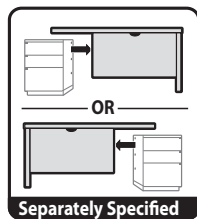
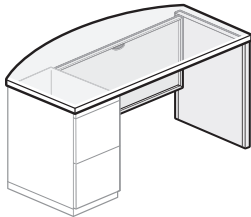
- 2) Laminate color for top.
- 3) Edge trim color for top.
- 4) Wood finish color for end panel.
- 5) Trim color for modesty panel.

***Note:** Desk pedestal must be specified separately.

X Series Single Pedestal Desks

Standard Bow Front Single Pedestal Desk — Wood Top with Steel End Panel

Height	Depth	Width	Number	①	②	③	End Panel - Steel Trim A		End Panel - Steel Trim B	
							Modesty - Steel Trim A	Trim B	Modesty - Steel Trim A	Trim B
Top — Wood Group A										
29"(737mm)	24"(610mm)	48"(1219mm)	JDGW-2448-K	S			\$2351.65	\$2390.06	\$2418.60	\$2457.01
		54"(1372mm)	JDGW-2454-K	S			2437.75	2483.84	2504.70	2550.79
		60"(1524mm)	JDGW-2460-K	S			2523.85	2577.62	2590.80	2644.57
		66"(1676mm)	JDGW-2466-K	S			2609.95	2671.40	2676.90	2738.35
		72"(1829mm)	JDGW-2472-K	S			2696.05	2765.18	2763.00	2832.13
		78"(1981mm)	JDGW-2478-K	S			2782.15	2858.96	2849.10	2925.91
		84"(2134mm)	JDGW-2484-K	S			2868.25	2952.74	2935.20	3019.69
29"(737mm)	30"(762mm)	48"(1219mm)	JDGW-3048-K	S			\$2445.25	\$2483.66	\$2527.56	\$2565.97
		54"(1372mm)	JDGW-3054-K	S			2531.35	2577.44	2613.66	2659.75
		60"(1524mm)	JDGW-3060-K	S			2617.45	2671.22	2699.76	2753.53
		66"(1676mm)	JDGW-3066-K	S			2703.55	2765.00	2785.86	2847.31
		72"(1829mm)	JDGW-3072-K	S			2789.65	2858.78	2871.96	2941.09
		78"(1981mm)	JDGW-3078-K	S			2875.75	2952.56	2958.06	3034.87
		84"(2134mm)	JDGW-3084-K	S			2961.85	3046.34	3044.16	3128.65
Top — Wood Group B										
29"(737mm)	24"(610mm)	48"(1219mm)	JDGW-2448-K	S			2495.07	\$2533.48	\$2562.02	\$2600.43
		54"(1372mm)	JDGW-2454-K	S			2589.33	2635.42	2656.28	2702.37
		60"(1524mm)	JDGW-2460-K	S			2683.59	2737.36	2750.54	2804.31
		66"(1676mm)	JDGW-2466-K	S			2777.85	2839.30	2844.80	2906.25
		72"(1829mm)	JDGW-2472-K	S			2872.11	2941.24	2939.06	3008.19
		78"(1981mm)	JDGW-2478-K	S			2966.37	3043.18	3033.32	3110.13
		84"(2134mm)	JDGW-2484-K	S			3060.63	3145.12	3127.58	3212.07
29"(737mm)	30"(762mm)	48"(1219mm)	JDGW-3048-K	S			\$2593.59	\$2632.00	\$2675.90	\$2714.31
		54"(1372mm)	JDGW-3054-K	S			2687.85	2733.94	2770.16	2816.25
		60"(1524mm)	JDGW-3060-K	S			2782.11	2835.88	2864.42	2918.19
		66"(1676mm)	JDGW-3066-K	S			2876.37	2937.82	2958.68	3020.13
		72"(1829mm)	JDGW-3072-K	S			2970.63	3039.76	3052.94	3122.07
		78"(1981mm)	JDGW-3078-K	S			3064.89	3141.70	3147.20	3224.01
		84"(2134mm)	JDGW-3084-K	S			3159.15	3243.64	3241.46	3325.95



JDGW-KAFSDS
(Left-Hand)

Features

- Includes wood top, steel end panel, steel modesty panel, and assembly hardware (pedestal not included).
- Wood veneer top has 3mm edgeband on user and guest edge, and 1mm edgeband on sides.
- Bow edge on guest side extends 6"(152mm) beyond pedestal and end panel at the center of the desk.
- Modesty panel is available with or without scallop wireway for cable management; scallop is centered at top of modesty panel.
- Desk orientation can be field-changed from left to right or right to left. Order hole plugs (qty. 8) from eParts to cover exposed mounting holes.
- Glides provide 1"(25mm) adjustment range.
- Field assembled.

Specification Tip

- One X Series desk pedestal must be specified separately; nominal depth of desk pedestal must match nominal depth of desk top.

To Order, Specify:

- 1) Product number, including:

① Orientation:

- AF** Left-hand
- FA** Right-hand

② Modesty Panel Height:

- B** 1/3 Height
- D** 3/4 Height, add **\$101.34** list
- F** Full Height, add **\$202.67** list

③ Modesty Panel Cable Management:

- N** No Scallop
- S** Scallop

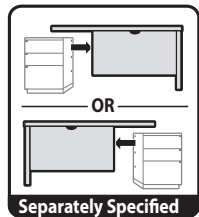
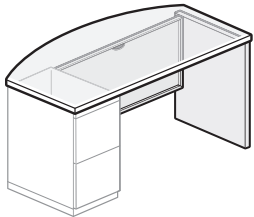
- 2) Wood finish color for top.
- 3) Trim color for end panel.
- 4) Trim color for modesty panel.

*Note: Desk pedestal must be specified separately.

X Series Single Pedestal Desks

Standard Bow Front Single Pedestal Desk — Wood Top with Laminate End Panel

Height	Depth	Width	Number	①	②	③	End Panel - Laminate A		End Panel - Laminate B	
							Modesty - Steel Trim A	Trim B	Modesty - Steel Trim A	Trim B
Top — Wood Group A										
29"(737mm)	24"(610mm)	48"(1219mm)	JDGW-2448-K	L			\$2185.31	\$2223.72	\$2224.47	\$2262.88
		54"(1372mm)	JDGW-2454-K	L			2271.41	2317.50	2310.57	2356.66
		60"(1524mm)	JDGW-2460-K	L			2357.51	2411.28	2396.67	2450.44
		66"(1676mm)	JDGW-2466-K	L			2443.61	2505.06	2482.77	2544.22
		72"(1829mm)	JDGW-2472-K	L			2529.71	2598.84	2568.87	2638.00
		78"(1981mm)	JDGW-2478-K	L			2615.81	2692.62	2654.97	2731.78
		84"(2134mm)	JDGW-2484-K	L			2701.91	2786.40	2741.07	2825.56
		29"(737mm)	30"(762mm)	48"(1219mm)	JDGW-3048-K	L			\$2278.91	\$2317.32
54"(1372mm)	JDGW-3054-K			L			2365.01	2411.10	2405.55	2451.64
60"(1524mm)	JDGW-3060-K			L			2451.11	2504.88	2491.65	2545.42
66"(1676mm)	JDGW-3066-K			L			2537.21	2598.66	2577.75	2639.20
72"(1829mm)	JDGW-3072-K			L			2623.31	2692.44	2663.85	2732.98
78"(1981mm)	JDGW-3078-K			L			2709.41	2786.22	2749.95	2826.76
84"(2134mm)	JDGW-3084-K			L			2795.51	2880.00	2836.05	2920.54
Top — Wood Group B										
29"(737mm)	24"(610mm)	48"(1219mm)	JDGW-2448-K	L			2328.73	\$2367.14	\$2367.89	\$2406.30
		54"(1372mm)	JDGW-2454-K	L			2422.99	2469.08	2462.15	2508.24
		60"(1524mm)	JDGW-2460-K	L			2517.25	2571.02	2556.41	2610.18
		66"(1676mm)	JDGW-2466-K	L			2611.51	2672.96	2650.67	2712.12
		72"(1829mm)	JDGW-2472-K	L			2705.77	2774.90	2744.93	2814.06
		78"(1981mm)	JDGW-2478-K	L			2800.03	2876.84	2839.19	2916.00
		84"(2134mm)	JDGW-2484-K	L			2894.29	2978.78	2933.45	3017.94
		29"(737mm)	30"(762mm)	48"(1219mm)	JDGW-3048-K	L			\$2427.25	\$2465.66
54"(1372mm)	JDGW-3054-K			L			2521.51	2567.60	2562.05	2608.14
60"(1524mm)	JDGW-3060-K			L			2615.77	2669.54	2656.31	2710.08
66"(1676mm)	JDGW-3066-K			L			2710.03	2771.48	2750.57	2812.02
72"(1829mm)	JDGW-3072-K			L			2804.29	2873.42	2844.83	2913.96
78"(1981mm)	JDGW-3078-K			L			2898.55	2975.36	2939.09	3015.90
84"(2134mm)	JDGW-3084-K			L			2992.81	3077.30	3033.35	3117.84



JDGW-KAFLDS
(Left-Hand)

Features

- Includes wood top, laminate end panel, steel modesty panel, and assembly hardware (pedestal not included).
- Wood veneer top has 3mm edgeband on user and guest edge, and 1mm edgeband on sides.
- Bow edge on guest side extends 6"(152mm) beyond pedestal and end panel at the center of the desk.
- Modesty panel is available with or without scallop wireway for cable management; scallop is centered at top of modesty panel.
- Desk orientation can be field-changed from left to right or right to left. Order hole plugs (qty. 8) from eParts to cover exposed mounting holes.
- Glides provide 1"(25mm) adjustment range.
- Field assembled.

Specification Tip

- One X Series desk pedestal must be specified separately; nominal depth of desk pedestal must match nominal depth of desk top.

To Order, Specify:

- 1) Product number, including:

① Orientation:

- AF** Left-hand
- FA** Right-hand

② Modesty Panel Height:

- B** 1/3 Height
- D** 3/4 Height, add **\$101.34** list
- F** Full Height, add **\$202.67** list

③ Modesty Panel Cable Management:

- N** No Scallop
- S** Scallop

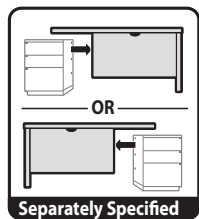
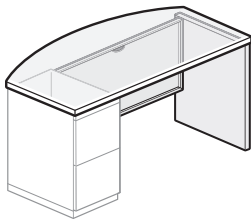
- 2) Wood finish color for top.
- 3) Laminate color for end panel.
- 4) Edge trim color for end panel.
- 5) Trim color for modesty panel.

***Note:** Desk pedestal must be specified separately.

X Series Single Pedestal Desks

Standard Bow Front Single Pedestal Desk — Wood Top with Wood End Panel

Height	Depth	Width	Number	End Panel - Wood Group A		End Panel - Wood Group B		
				Modesty - Steel Trim A	Modesty - Steel Trim B	Modesty - Steel Trim A	Modesty - Steel Trim B	
Top — Wood Group A								
29"(737mm)	24"(610mm)	48"(1219mm)	JDGW-2448-K	W	\$2445.32	\$2483.73	\$2578.94	\$2617.35
		54"(1372mm)	JDGW-2454-K	W	2531.42	2577.51	2665.04	2711.13
		60"(1524mm)	JDGW-2460-K	W	2617.52	2671.29	2751.14	2804.91
		66"(1676mm)	JDGW-2466-K	W	2703.62	2765.07	2837.24	2898.69
		72"(1829mm)	JDGW-2472-K	W	2789.72	2858.85	2923.34	2992.47
		78"(1981mm)	JDGW-2478-K	W	2875.82	2952.63	3009.44	3086.25
		84"(2134mm)	JDGW-2484-K	W	2961.92	3046.41	3095.54	3180.03
		29"(737mm)	30"(762mm)	48"(1219mm)	JDGW-3048-K	W	\$2538.92	\$2577.33
54"(1372mm)	JDGW-3054-K			W	2625.02	2671.11	2761.94	2808.03
60"(1524mm)	JDGW-3060-K			W	2711.12	2764.89	2848.04	2901.81
66"(1676mm)	JDGW-3066-K			W	2797.22	2858.67	2934.14	2995.59
72"(1829mm)	JDGW-3072-K			W	2883.32	2952.45	3020.24	3089.37
78"(1981mm)	JDGW-3078-K			W	2969.42	3046.23	3106.34	3183.15
84"(2134mm)	JDGW-3084-K			W	3055.52	3140.01	3192.44	3276.93
Top — Wood Group B								
29"(737mm)	24"(610mm)	48"(1219mm)	JDGW-2448-K	W	2588.74	\$2627.15	\$2722.36	\$2760.77
		54"(1372mm)	JDGW-2454-K	W	2683.00	2729.09	2816.62	2862.71
		60"(1524mm)	JDGW-2460-K	W	2777.26	2831.03	2910.88	2964.65
		66"(1676mm)	JDGW-2466-K	W	2871.52	2932.97	3005.14	3066.59
		72"(1829mm)	JDGW-2472-K	W	2965.78	3034.91	3099.40	3168.53
		78"(1981mm)	JDGW-2478-K	W	3060.04	3136.85	3193.66	3270.47
		84"(2134mm)	JDGW-2484-K	W	3154.30	3238.79	3287.92	3372.41
		29"(737mm)	30"(762mm)	48"(1219mm)	JDGW-3048-K	W	\$2687.26	\$2725.67
54"(1372mm)	JDGW-3054-K			W	2781.52	2827.61	2918.44	2964.53
60"(1524mm)	JDGW-3060-K			W	2875.78	2929.55	3012.70	3066.47
66"(1676mm)	JDGW-3066-K			W	2970.04	3031.49	3106.96	3168.41
72"(1829mm)	JDGW-3072-K			W	3064.30	3133.43	3201.22	3270.35
78"(1981mm)	JDGW-3078-K			W	3158.56	3235.37	3295.48	3372.29
84"(2134mm)	JDGW-3084-K			W	3252.82	3337.31	3389.74	3474.23



JDGW-KAFWDS
(Left-Hand)

Features

- Includes wood top, wood end panel, steel modesty panel, and assembly hardware (pedestal not included).
- Wood veneer top has 3mm edgeband on user and guest edge, and 1mm edgeband on sides.
- Bow edge on guest side extends 6"(152mm) beyond pedestal and end panel at the center of the desk.
- Modesty panel is available with or without scallop wireway for cable management; scallop is centered at top of modesty panel.
- Desk orientation can be field-changed from left to right or right to left. Order hole plugs (qty. 8) from eParts to cover exposed mounting holes.
- Glides provide 1"(25mm) adjustment range.
- Field assembled.

Specification Tip

- One X Series desk pedestal must be specified separately; nominal depth of desk pedestal must match nominal depth of desk top.

To Order, Specify:

- 1) Product number, including:

1 Orientation:

- AF** Left-hand
- FA** Right-hand

2 Modesty Panel Height:

- B** 1/3 Height
- D** 3/4 Height, add **\$101.34** list
- F** Full Height, add **\$202.67** list

3 Modesty Panel Cable Management:

- N** No Scallop
- S** Scallop

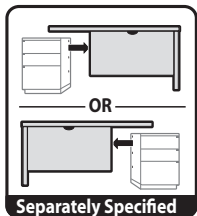
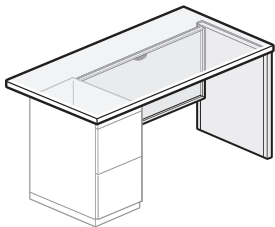
- 2) Wood finish color for top.
- 3) Wood finish color for end panel.
- 4) Trim color for modesty panel.

***Note:** Desk pedestal must be specified separately.

X Series Single Pedestal Desks

Executive Rectangular Single Pedestal Desk — Laminate Top with Steel End Panel

Height	Depth	Width	Number	①	②	③	End Panel - Steel Trim A		End Panel - Steel Trim B	
							Modesty - Steel Trim A	Trim B	Modesty - Steel Trim A	Trim B
Top — Laminate A										
29"(737mm)	30"(762mm)	48"(1219mm)	JDXL-3048-J	S			\$1797.31	\$1835.72	\$1879.62	\$1918.03
		54"(1372mm)	JDXL-3054-J	S			1883.41	1929.50	1965.72	2011.81
		60"(1524mm)	JDXL-3060-J	S			1969.51	2023.28	2051.82	2105.59
		66"(1676mm)	JDXL-3066-J	S			2055.61	2117.06	2137.92	2199.37
		72"(1829mm)	JDXL-3072-J	S			2141.71	2210.84	2224.02	2293.15
		78"(1981mm)	JDXL-3078-J	S			2227.81	2304.62	2310.12	2386.93
		84"(2134mm)	JDXL-3084-J	S			2313.91	2398.40	2396.22	2480.71
		29"(737mm)	36"(914mm)	48"(1219mm)	JDXL-3648-J	S			\$1864.21	\$1902.62
54"(1372mm)	JDXL-3654-J			S			1950.31	1996.40	2047.98	2094.07
60"(1524mm)	JDXL-3660-J			S			2036.41	2090.18	2134.08	2187.85
66"(1676mm)	JDXL-3666-J			S			2122.51	2183.96	2220.18	2281.63
72"(1829mm)	JDXL-3672-J			S			2208.61	2277.74	2306.28	2375.41
78"(1981mm)	JDXL-3678-J			S			2294.71	2371.52	2392.38	2469.19
84"(2134mm)	JDXL-3684-J			S			2380.81	2465.30	2478.48	2562.97
Top — Laminate B										
29"(737mm)	30"(762mm)	48"(1219mm)	JDXL-3048-J	S			1878.95	\$1917.36	\$1961.26	\$1999.67
		54"(1372mm)	JDXL-3054-J	S			1971.95	2018.04	2054.26	2100.35
		60"(1524mm)	JDXL-3060-J	S			2064.95	2118.72	2147.26	2201.03
		66"(1676mm)	JDXL-3066-J	S			2157.95	2219.40	2240.26	2301.71
		72"(1829mm)	JDXL-3072-J	S			2250.95	2320.08	2333.26	2402.39
		78"(1981mm)	JDXL-3078-J	S			2343.95	2420.76	2426.26	2503.07
		84"(2134mm)	JDXL-3084-J	S			2436.95	2521.44	2519.26	2603.75
		29"(737mm)	36"(914mm)	48"(1219mm)	JDXL-3648-J	S			\$1949.69	\$1988.10
54"(1372mm)	JDXL-3654-J			S			2042.69	2088.78	2140.36	2186.45
60"(1524mm)	JDXL-3660-J			S			2135.69	2189.46	2233.36	2287.13
66"(1676mm)	JDXL-3666-J			S			2228.69	2290.14	2326.36	2387.81
72"(1829mm)	JDXL-3672-J			S			2321.69	2390.82	2419.36	2488.49
78"(1981mm)	JDXL-3678-J			S			2414.69	2491.50	2512.36	2589.17
84"(2134mm)	JDXL-3684-J			S			2507.69	2592.18	2605.36	2689.85



JDXL-JAFSDS
(Left-Hand)

Features

- Includes laminate top, steel end panel, steel modesty panel, and assembly hardware (pedestal not included).
- High-pressure laminate top has 3mm edgeband on user and guest edge, and 1mm edgeband on sides.
- Edge on guest side extends 6"(152mm) beyond pedestal and end panel along the entire width of the desk.
- Modesty panel is available with or without scallop wireway for cable management; scallop is centered at top of modesty panel.
- Desk orientation can be field-changed from left to right or right to left. Order hole plugs (qty. 8) from eParts to cover exposed mounting holes.
- Glides provide 1"(25mm) adjustment range.
- Field assembled.

Specification Tip

- One X Series desk pedestal must be specified separately; nominal depth of desk pedestal must be 6"(152mm) less than nominal depth of desk top. See table.

Desk/Pedestal Nominal Depths

Desk Depth	Pedestal Depth
30"(762mm)	24"(610mm)
36"(914mm)	30"(762mm)

To Order, Specify:

- 1) Product number, including:

① Orientation:

- AF** Left-hand
- FA** Right-hand

② Modesty Panel Height:

- B** 1/3 Height
- D** 3/4 Height, add **\$101.34** list
- F** Full Height, add **\$202.67** list

③ Modesty Panel Cable Management:

- N** No Scallop
- S** Scallop

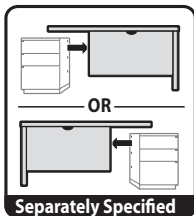
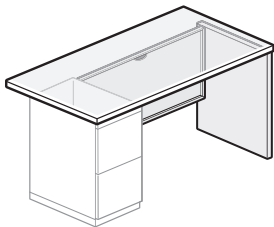
- 2) Laminate color for top.
- 3) Edge trim color for top.
- 4) Trim color for end panel.
- 5) Trim color for modesty panel.

***Note:** Desk pedestal must be specified separately.

X Series Single Pedestal Desks

Executive Rectangular Single Pedestal Desk — Laminate Top with Laminate End Panel

Height	Depth	Width	Number ① ② ③	End Panel - Laminate A		End Panel - Laminate B		
				Modesty - Steel Trim A	Trim B	Modesty - Steel Trim A	Trim B	
Top — Laminate A								
29"(737mm)	30"(762mm)	48"(1219mm)	JDXL-3048-J	L	\$1630.97	\$1669.38	\$1671.51	\$1709.92
		54"(1372mm)	JDXL-3054-J	L	1717.07	1763.16	1757.61	1803.70
		60"(1524mm)	JDXL-3060-J	L	1803.17	1856.94	1843.71	1897.48
		66"(1676mm)	JDXL-3066-J	L	1889.27	1950.72	1929.81	1991.26
		72"(1829mm)	JDXL-3072-J	L	1975.37	2044.50	2015.91	2085.04
		78"(1981mm)	JDXL-3078-J	L	2061.47	2138.28	2102.01	2178.82
		84"(2134mm)	JDXL-3084-J	L	2147.57	2232.06	2188.11	2272.60
		29"(737mm)	36"(914mm)	48"(1219mm)	JDXL-3648-J	L	\$1697.87	\$1736.28
54"(1372mm)	JDXL-3654-J			L	1783.97	1830.06	1825.89	1871.98
60"(1524mm)	JDXL-3660-J			L	1870.07	1923.84	1911.99	1965.76
66"(1676mm)	JDXL-3666-J			L	1956.17	2017.62	1998.09	2059.54
72"(1829mm)	JDXL-3672-J			L	2042.27	2111.40	2084.19	2153.32
78"(1981mm)	JDXL-3678-J			L	2128.37	2205.18	2170.29	2247.10
84"(2134mm)	JDXL-3684-J			L	2214.47	2298.96	2256.39	2340.88
Top — Laminate B								
29"(737mm)	30"(762mm)	48"(1219mm)	JDXL-3048-J	L	1712.61	\$1751.02	\$1753.15	\$1791.56
		54"(1372mm)	JDXL-3054-J	L	1805.61	1851.70	1846.15	1892.24
		60"(1524mm)	JDXL-3060-J	L	1898.61	1952.38	1939.15	1992.92
		66"(1676mm)	JDXL-3066-J	L	1991.61	2053.06	2032.15	2093.60
		72"(1829mm)	JDXL-3072-J	L	2084.61	2153.74	2125.15	2194.28
		78"(1981mm)	JDXL-3078-J	L	2177.61	2254.42	2218.15	2294.96
		84"(2134mm)	JDXL-3084-J	L	2270.61	2355.10	2311.15	2395.64
		29"(737mm)	36"(914mm)	48"(1219mm)	JDXL-3648-J	L	\$1783.35	\$1821.76
54"(1372mm)	JDXL-3654-J			L	1876.35	1922.44	1918.27	1964.36
60"(1524mm)	JDXL-3660-J			L	1969.35	2023.12	2011.27	2065.04
66"(1676mm)	JDXL-3666-J			L	2062.35	2123.80	2104.27	2165.72
72"(1829mm)	JDXL-3672-J			L	2155.35	2224.48	2197.27	2266.40
78"(1981mm)	JDXL-3678-J			L	2248.35	2325.16	2290.27	2367.08
84"(2134mm)	JDXL-3684-J			L	2341.35	2425.84	2383.27	2467.76



JDXL-JAFLDS
(Left-Hand)

Features

- Includes laminate top, laminate end panel, steel modesty panel, and assembly hardware (pedestal not included).
- High-pressure laminate top has 3mm edgeband on user and guest edge, and 1mm edgeband on sides.
- Edge on guest side extends 6"(152mm) beyond pedestal and end panel along the entire width of the desk.
- Modesty panel is available with or without scallop wireway for cable management; scallop is centered at top of modesty panel.
- Desk orientation can be field-changed from left to right or right to left. Order hole plugs (qty. 8) from eParts to cover exposed mounting holes.
- Glides provide 1"(25mm) adjustment range.
- Field assembled.

Specification Tip

- One X Series desk pedestal must be specified separately; nominal depth of desk pedestal must be 6"(152mm) less than nominal depth of desk top. See table.

Desk/Pedestal Nominal Depths

Desk Depth	Pedestal Depth
30"(762mm)	24"(610mm)
36"(914mm)	30"(762mm)

To Order, Specify:

- Product number, including:

① Orientation:

- AF** Left-hand
- FA** Right-hand

② Modesty Panel Height:

- B** 1/3 Height
- D** 3/4 Height, add **\$101.34** list
- F** Full Height, add **\$202.67** list

③ Modesty Panel Cable Management:

- N** No Scallop
- S** Scallop

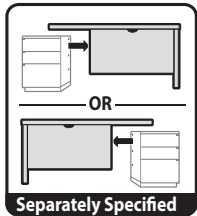
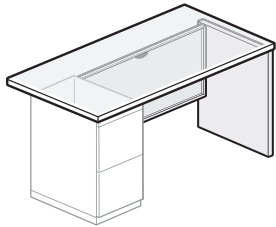
- Laminate color for top.
- Edge trim color for top.
- Laminate color for end panel.
- Edge trim color for end panel.
- Trim color for modesty panel.

*Note: Desk pedestal must be specified separately.

X Series Single Pedestal Desks

Executive Rectangular Single Pedestal Desk — Laminate Top with Wood End Panel

Height	Depth	Width	Number ① ② ③	End Panel - Wood Group A		End Panel - Wood Group B		
				Modesty - Steel Trim A	Trim B	Modesty - Steel Trim A	Trim B	
Top — Laminate A								
29"(737mm)	30"(762mm)	48"(1219mm)	JDXL-3048-J	W	\$1890.98	\$1929.39	\$2027.90	\$2066.31
		54"(1372mm)	JDXL-3054-J	W	1977.08	2023.17	2114.00	2160.09
		60"(1524mm)	JDXL-3060-J	W	2063.18	2116.95	2200.10	2253.87
		66"(1676mm)	JDXL-3066-J	W	2149.28	2210.73	2286.20	2347.65
		72"(1829mm)	JDXL-3072-J	W	2235.38	2304.51	2372.30	2441.43
		78"(1981mm)	JDXL-3078-J	W	2321.48	2398.29	2458.40	2535.21
		84"(2134mm)	JDXL-3084-J	W	2407.58	2492.07	2544.50	2628.99
		29"(737mm)	36"(914mm)	48"(1219mm)	JDXL-3648-J	W	\$1957.88	\$1996.29
54"(1372mm)	JDXL-3654-J			W	2043.98	2090.07	2184.20	2230.29
60"(1524mm)	JDXL-3660-J			W	2130.08	2183.85	2270.30	2324.07
66"(1676mm)	JDXL-3666-J			W	2216.18	2277.63	2356.40	2417.85
72"(1829mm)	JDXL-3672-J			W	2302.28	2371.41	2442.50	2511.63
78"(1981mm)	JDXL-3678-J			W	2388.38	2465.19	2528.60	2605.41
84"(2134mm)	JDXL-3684-J			W	2474.48	2558.97	2614.70	2699.19
Top — Laminate B								
29"(737mm)	30"(762mm)	48"(1219mm)	JDXL-3048-J	W	1972.62	\$2011.03	\$2109.54	\$2147.95
		54"(1372mm)	JDXL-3054-J	W	2065.62	2111.71	2202.54	2248.63
		60"(1524mm)	JDXL-3060-J	W	2158.62	2212.39	2295.54	2349.31
		66"(1676mm)	JDXL-3066-J	W	2251.62	2313.07	2388.54	2449.99
		72"(1829mm)	JDXL-3072-J	W	2344.62	2413.75	2481.54	2550.67
		78"(1981mm)	JDXL-3078-J	W	2437.62	2514.43	2574.54	2651.35
		84"(2134mm)	JDXL-3084-J	W	2530.62	2615.11	2667.54	2752.03
		29"(737mm)	36"(914mm)	48"(1219mm)	JDXL-3648-J	W	\$2043.36	\$2081.77
54"(1372mm)	JDXL-3654-J			W	2136.36	2182.45	2276.58	2322.67
60"(1524mm)	JDXL-3660-J			W	2229.36	2283.13	2369.58	2423.35
66"(1676mm)	JDXL-3666-J			W	2322.36	2383.81	2462.58	2524.03
72"(1829mm)	JDXL-3672-J			W	2415.36	2484.49	2555.58	2624.71
78"(1981mm)	JDXL-3678-J			W	2508.36	2585.17	2648.58	2725.39
84"(2134mm)	JDXL-3684-J			W	2601.36	2685.85	2741.58	2826.07



JDXL-JAFWDS
(Left-Hand)

Features

- Includes laminate top, wood end panel, steel modesty panel, and assembly hardware (pedestal not included).
- High-pressure laminate top has 3mm edgeband on user and guest edge, and 1mm edgeband on sides.
- Edge on guest side extends 6"(152mm) beyond pedestal and end panel along the entire width of the desk.
- Modesty panel is available with or without scallop wireway for cable management; scallop is centered at top of modesty panel.
- Desk orientation can be field-changed from left to right or right to left. Order hole plugs (qty. 8) from eParts to cover exposed mounting holes.
- Glides provide 1"(25mm) adjustment range.
- Field assembled.

Specification Tip

- One X Series desk pedestal must be specified separately; nominal depth of desk pedestal must be 6"(152mm) less than nominal depth of desk top. See table.

Desk/Pedestal Nominal Depths

Desk Depth	Pedestal Depth
30"(762mm)	24"(610mm)
36"(914mm)	30"(762mm)

To Order, Specify:

- 1) Product number, including:

① Orientation:

- AF** Left-hand
- FA** Right-hand

② Modesty Panel Height:

- B** 1/3 Height
- D** 3/4 Height, add **\$101.34** list
- F** Full Height, add **\$202.67** list

③ Modesty Panel Cable Management:

- N** No Scallop
- S** Scallop

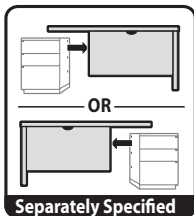
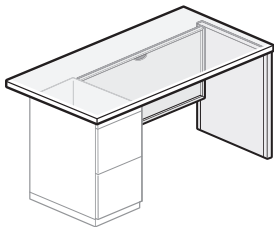
- 2) Laminate color for top.
- 3) Edge trim color for top.
- 4) Wood finish color for end panel.
- 5) Trim color for modesty panel.

***Note:** Desk pedestal must be specified separately.

X Series Single Pedestal Desks

Executive Rectangular Single Pedestal Desk — Wood Top with Steel End Panel

Height	Depth	Width	Number	①	②	③	End Panel - Steel Trim A		End Panel - Steel Trim B			
							Modesty - Steel Trim A	Trim B	Modesty - Steel Trim A	Trim B		
Top — Wood Group A												
29"(737mm)	30"(762mm)	48"(1219mm)	JDXW-3048-K	S			\$2282.75	\$2321.16	\$2365.06	\$2403.47		
		54"(1372mm)	JDXW-3054-K	S			2368.85	2414.94	2451.16	2497.25		
		60"(1524mm)	JDXW-3060-K	S			2454.95	2508.72	2537.26	2591.03		
		66"(1676mm)	JDXW-3066-K	S			2541.05	2602.50	2623.36	2684.81		
		72"(1829mm)	JDXW-3072-K	S			2627.15	2696.28	2709.46	2778.59		
		78"(1981mm)	JDXW-3078-K	S			2713.25	2790.06	2795.56	2872.37		
		84"(2134mm)	JDXW-3084-K	S			2799.35	2883.84	2881.66	2966.15		
		29"(737mm)	36"(914mm)	48"(1219mm)	JDXW-3648-K	S		\$2376.35	\$2414.76	\$2474.02	\$2512.43	
29"(737mm)	36"(914mm)	54"(1372mm)	JDXW-3654-K	S			2462.45	2508.54	2560.12	2606.21		
		60"(1524mm)	JDXW-3660-K	S			2548.55	2602.32	2646.22	2699.99		
		66"(1676mm)	JDXW-3666-K	S			2634.65	2696.10	2732.32	2793.77		
		72"(1829mm)	JDXW-3672-K	S			2720.75	2789.88	2818.42	2887.55		
		78"(1981mm)	JDXW-3678-K	S			2806.85	2883.66	2904.52	2981.33		
		84"(2134mm)	JDXW-3684-K	S			2892.95	2977.44	2990.62	3075.11		
		Top — Wood Group B										
		29"(737mm)	30"(762mm)	48"(1219mm)	JDXW-3048-K	S			2402.19	\$2440.60	\$2484.50	\$2522.91
54"(1372mm)	JDXW-3054-K			S			2496.45	2542.54	2578.76	2624.85		
60"(1524mm)	JDXW-3060-K			S			2590.71	2644.48	2673.02	2726.79		
66"(1676mm)	JDXW-3066-K			S			2684.97	2746.42	2767.28	2828.73		
72"(1829mm)	JDXW-3072-K			S			2779.23	2848.36	2861.54	2930.67		
78"(1981mm)	JDXW-3078-K			S			2873.49	2950.30	2955.80	3032.61		
84"(2134mm)	JDXW-3084-K			S			2967.75	3052.24	3050.06	3134.55		
29"(737mm)	36"(914mm)			48"(1219mm)	JDXW-3648-K	S		\$2500.71	\$2539.12	\$2598.38	\$2636.79	
29"(737mm)	36"(914mm)	54"(1372mm)	JDXW-3654-K	S			2594.97	2641.06	2692.64	2738.73		
		60"(1524mm)	JDXW-3660-K	S			2689.23	2743.00	2786.90	2840.67		
		66"(1676mm)	JDXW-3666-K	S			2783.49	2844.94	2881.16	2942.61		
		72"(1829mm)	JDXW-3672-K	S			2877.75	2946.88	2975.42	3044.55		
		78"(1981mm)	JDXW-3678-K	S			2972.01	3048.82	3069.68	3146.49		
		84"(2134mm)	JDXW-3684-K	S			3066.27	3150.76	3163.94	3248.43		



JDXW-KAFSDS
(Left-Hand)

Features

- Includes wood top, steel end panel, steel modesty panel, and assembly hardware (pedestal not included).
- Wood veneer top has 3mm edgeband on user and guest edge, and 1mm edgeband on sides.
- Edge on guest side extends 6"(152mm) beyond pedestal and end panel along the entire width of the desk.
- Modesty panel is available with or without scallop wireway for cable management; scallop is centered at top of modesty panel.
- Desk orientation can be field-changed from left to right or right to left. Order hole plugs (qty. 8) from eParts to cover exposed mounting holes.
- Glides provide 1"(25mm) adjustment range.
- Field assembled.

Specification Tip

- One X Series desk pedestal must be specified separately; nominal depth of desk pedestal must be 6"(152mm) less than nominal depth of desk top. See table.

Desk/Pedestal Nominal Depths

Desk Depth	Pedestal Depth
30"(762mm)	24"(610mm)
36"(914mm)	30"(762mm)

To Order, Specify:

- Product number, including:

① Orientation:

- AF** Left-hand
- FA** Right-hand

② Modesty Panel Height:

- B** 1/3 Height
- D** 3/4 Height, add **\$101.34** list
- F** Full Height, add **\$202.67** list

③ Modesty Panel Cable Management:

- N** No Scallop
- S** Scallop

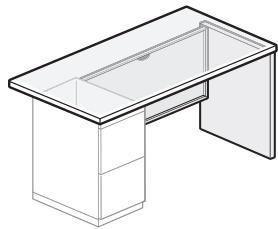
- Wood finish color for top.
- Trim color for end panel.
- Trim color for modesty panel.

*Note: Desk pedestal must be specified separately.

X Series Single Pedestal Desks

Executive Rectangular Single Pedestal Desk — Wood Top with Laminate End Panel

Height	Depth	Width	Number ① ② ③	End Panel - Laminate A		End Panel - Laminate B		
				Modesty - Steel Trim A	Trim B	Modesty - Steel Trim A	Trim B	
Top — Wood Group A								
29"(737mm)	30"(762mm)	48"(1219mm)	JDXW-3048-K	L	\$2116.41	\$2154.82	\$2156.95	\$2195.36
		54"(1372mm)	JDXW-3054-K	L	2202.51	2248.60	2243.05	2289.14
		60"(1524mm)	JDXW-3060-K	L	2288.61	2342.38	2329.15	2382.92
		66"(1676mm)	JDXW-3066-K	L	2374.71	2436.16	2415.25	2476.70
		72"(1829mm)	JDXW-3072-K	L	2460.81	2529.94	2501.35	2570.48
		78"(1981mm)	JDXW-3078-K	L	2546.91	2623.72	2587.45	2664.26
		84"(2134mm)	JDXW-3084-K	L	2633.01	2717.50	2673.55	2758.04
		29"(737mm)	36"(914mm)	48"(1219mm)	JDXW-3648-K	L	\$2210.01	\$2248.42
54"(1372mm)	JDXW-3654-K			L	2296.11	2342.20	2338.03	2384.12
60"(1524mm)	JDXW-3660-K			L	2382.21	2435.98	2424.13	2477.90
66"(1676mm)	JDXW-3666-K			L	2468.31	2529.76	2510.23	2571.68
72"(1829mm)	JDXW-3672-K			L	2554.41	2623.54	2596.33	2665.46
78"(1981mm)	JDXW-3678-K			L	2640.51	2717.32	2682.43	2759.24
84"(2134mm)	JDXW-3684-K			L	2726.61	2811.10	2768.53	2853.02
Top — Wood Group B								
29"(737mm)	30"(762mm)	48"(1219mm)	JDXW-3048-K	L	2235.85	\$2274.26	\$2276.39	\$2314.80
		54"(1372mm)	JDXW-3054-K	L	2330.11	2376.20	2370.65	2416.74
		60"(1524mm)	JDXW-3060-K	L	2424.37	2478.14	2464.91	2518.68
		66"(1676mm)	JDXW-3066-K	L	2518.63	2580.08	2559.17	2620.62
		72"(1829mm)	JDXW-3072-K	L	2612.89	2682.02	2653.43	2722.56
		78"(1981mm)	JDXW-3078-K	L	2707.15	2783.96	2747.69	2824.50
		84"(2134mm)	JDXW-3084-K	L	2801.41	2885.90	2841.95	2926.44
		29"(737mm)	36"(914mm)	48"(1219mm)	JDXW-3648-K	L	\$2334.37	\$2372.78
54"(1372mm)	JDXW-3654-K			L	2428.63	2474.72	2470.55	2516.64
60"(1524mm)	JDXW-3660-K			L	2522.89	2576.66	2564.81	2618.58
66"(1676mm)	JDXW-3666-K			L	2617.15	2678.60	2659.07	2720.52
72"(1829mm)	JDXW-3672-K			L	2711.41	2780.54	2753.33	2822.46
78"(1981mm)	JDXW-3678-K			L	2805.67	2882.48	2847.59	2924.40
84"(2134mm)	JDXW-3684-K			L	2899.93	2984.42	2941.85	3026.34



Features

- Includes wood top, laminate end panel, steel modesty panel, and assembly hardware (pedestal not included).
- Wood veneer top has 3mm edgeband on user and guest edge, and 1mm edgeband on sides.
- Edge on guest side extends 6"(152mm) beyond pedestal and end panel along the entire width of the desk.
- Modesty panel is available with or without scallop wireway for cable management; scallop is centered at top of modesty panel.
- Desk orientation can be field-changed from left to right or right to left. Order hole plugs (qty. 8) from eParts to cover exposed mounting holes.
- Glides provide 1"(25mm) adjustment range.
- Field assembled.

Specification Tip

- One X Series desk pedestal must be specified separately; nominal depth of desk pedestal must be 6"(152mm) less than nominal depth of desk top. See table.

Desk/Pedestal Nominal Depths

Desk Depth	Pedestal Depth
30"(762mm)	24"(610mm)
36"(914mm)	30"(762mm)

To Order, Specify:

- 1) Product number, including:

① Orientation:

- AF** Left-hand
- FA** Right-hand

② Modesty Panel Height:

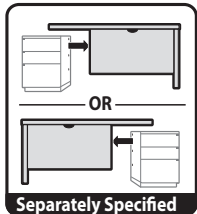
- B** 1/3 Height
- D** 3/4 Height, add **\$101.34** list
- F** Full Height, add **\$202.67** list

③ Modesty Panel Cable Management:

- N** No Scallop
- S** Scallop

- 2) Wood finish color for top.
- 3) Laminate color for end panel.
- 4) Edge trim color for end panel.
- 5) Trim color for modesty panel.

*Note: Desk pedestal must be specified separately.

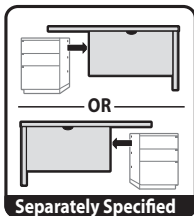
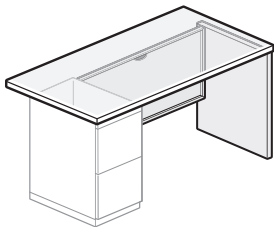


JDXW-KAFLDS
(Left-Hand)

X Series Single Pedestal Desks

Executive Rectangular Single Pedestal Desk — Wood Top with Wood End Panel

Height	Depth	Width	Number	①	②	③	End Panel - Wood Group A		End Panel - Wood Group B	
							Modesty - Steel Trim A	Trim B	Modesty - Steel Trim A	Trim B
Top — Wood Group A										
29"(737mm)	30"(762mm)	48"(1219mm)	JDXW-3048-K	W			\$2376.42	\$2414.83	\$2513.34	\$2551.75
		54"(1372mm)	JDXW-3054-K	W			2462.52	2508.61	2599.44	2645.53
		60"(1524mm)	JDXW-3060-K	W			2548.62	2602.39	2685.54	2739.31
		66"(1676mm)	JDXW-3066-K	W			2634.72	2696.17	2771.64	2833.09
		72"(1829mm)	JDXW-3072-K	W			2720.82	2789.95	2857.74	2926.87
		78"(1981mm)	JDXW-3078-K	W			2806.92	2883.73	2943.84	3020.65
		84"(2134mm)	JDXW-3084-K	W			2893.02	2977.51	3029.94	3114.43
29"(737mm)	36"(914mm)	48"(1219mm)	JDXW-3648-K	W			\$2470.02	\$2508.43	\$2610.24	\$2648.65
		54"(1372mm)	JDXW-3654-K	W			2556.12	2602.21	2696.34	2742.43
		60"(1524mm)	JDXW-3660-K	W			2642.22	2695.99	2782.44	2836.21
		66"(1676mm)	JDXW-3666-K	W			2728.32	2789.77	2868.54	2929.99
		72"(1829mm)	JDXW-3672-K	W			2814.42	2883.55	2954.64	3023.77
		78"(1981mm)	JDXW-3678-K	W			2900.52	2977.33	3040.74	3117.55
		84"(2134mm)	JDXW-3684-K	W			2986.62	3071.11	3126.84	3211.33
Top — Wood Group B										
29"(737mm)	30"(762mm)	48"(1219mm)	JDXW-3048-K	W			2495.86	\$2534.27	\$2632.78	\$2671.19
		54"(1372mm)	JDXW-3054-K	W			2590.12	2636.21	2727.04	2773.13
		60"(1524mm)	JDXW-3060-K	W			2684.38	2738.15	2821.30	2875.07
		66"(1676mm)	JDXW-3066-K	W			2778.64	2840.09	2915.56	2977.01
		72"(1829mm)	JDXW-3072-K	W			2872.90	2942.03	3009.82	3078.95
		78"(1981mm)	JDXW-3078-K	W			2967.16	3043.97	3104.08	3180.89
		84"(2134mm)	JDXW-3084-K	W			3061.42	3145.91	3198.34	3282.83
29"(737mm)	36"(914mm)	48"(1219mm)	JDXW-3648-K	W			\$2594.38	\$2632.79	\$2734.60	\$2773.01
		54"(1372mm)	JDXW-3654-K	W			2688.64	2734.73	2828.86	2874.95
		60"(1524mm)	JDXW-3660-K	W			2782.90	2836.67	2923.12	2976.89
		66"(1676mm)	JDXW-3666-K	W			2877.16	2938.61	3017.38	3078.83
		72"(1829mm)	JDXW-3672-K	W			2971.42	3040.55	3111.64	3180.77
		78"(1981mm)	JDXW-3678-K	W			3065.68	3142.49	3205.90	3282.71
		84"(2134mm)	JDXW-3684-K	W			3159.94	3244.43	3300.16	3384.65



JDXW-KAFWDS
(Left-Hand)

Features

- Includes wood top, wood end panel, steel modesty panel, and assembly hardware (pedestal not included).
- Wood veneer top has 3mm edgeband on user and guest edge, and 1mm edgeband on sides.
- Edge on guest side extends 6"(152mm) beyond pedestal and end panel along the entire width of the desk.
- Modesty panel is available with or without scallop wireway for cable management; scallop is centered at top of modesty panel.
- Desk orientation can be field-changed from left to right or right to left. Order hole plugs (qty. 8) from eParts to cover exposed mounting holes.
- Glides provide 1"(25mm) adjustment range.
- Field assembled.

Specification Tip

- One X Series desk pedestal must be specified separately; nominal depth of desk pedestal must be 6"(152mm) less than nominal depth of desk top. See table.

Desk/Pedestal Nominal Depths

Desk Depth	Pedestal Depth
30"(762mm)	24"(610mm)
36"(914mm)	30"(762mm)

To Order, Specify:

- Product number, including:

① Orientation:

- AF** Left-hand
- FA** Right-hand

② Modesty Panel Height:

- B** 1/3 Height
- D** 3/4 Height, add **\$101.34** list
- F** Full Height, add **\$202.67** list

③ Modesty Panel Cable Management:

- N** No Scallop
- S** Scallop

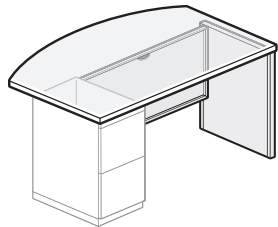
- Wood finish color for top.
- Wood finish color for end panel.
- Trim color for modesty panel.

*Note: Desk pedestal must be specified separately.

X Series Single Pedestal Desks

Executive Bow Front Single Pedestal Desk — Laminate Top with Steel End Panel

Height	Depth	Width	Number	End Panel - Steel Trim A		End Panel - Steel Trim B		
				Modesty - Steel Trim A	Trim B	Modesty - Steel Trim A	Trim B	
Top — Laminate A								
29"(737mm)	30"(762mm)	48"(1219mm)	JDHL-3048-J	S	\$1933.05	\$1971.46	\$2015.36	\$2053.77
		54"(1372mm)	JDHL-3054-J	S	2019.15	2065.24	2101.46	2147.55
		60"(1524mm)	JDHL-3060-J	S	2105.25	2159.02	2187.56	2241.33
		66"(1676mm)	JDHL-3066-J	S	2191.35	2252.80	2273.66	2335.11
		72"(1829mm)	JDHL-3072-J	S	2277.45	2346.58	2359.76	2428.89
		78"(1981mm)	JDHL-3078-J	S	2363.55	2440.36	2445.86	2522.67
		84"(2134mm)	JDHL-3084-J	S	2449.65	2534.14	2531.96	2616.45
		29"(737mm)	36"(914mm)	48"(1219mm)	JDHL-3648-J	S	\$1999.95	\$2038.36
54"(1372mm)	JDHL-3654-J			S	2086.05	2132.14	2183.72	2229.81
60"(1524mm)	JDHL-3660-J			S	2172.15	2225.92	2269.82	2323.59
66"(1676mm)	JDHL-3666-J			S	2258.25	2319.70	2355.92	2417.37
72"(1829mm)	JDHL-3672-J			S	2344.35	2413.48	2442.02	2511.15
78"(1981mm)	JDHL-3678-J			S	2430.45	2507.26	2528.12	2604.93
84"(2134mm)	JDHL-3684-J			S	2516.55	2601.04	2614.22	2698.71
Top — Laminate B								
29"(737mm)	30"(762mm)	48"(1219mm)	JDHL-3048-J	S	2025.54	\$2063.95	\$2107.85	\$2146.26
		54"(1372mm)	JDHL-3054-J	S	2118.54	2164.63	2200.85	2246.94
		60"(1524mm)	JDHL-3060-J	S	2211.54	2265.31	2293.85	2347.62
		66"(1676mm)	JDHL-3066-J	S	2304.54	2365.99	2386.85	2448.30
		72"(1829mm)	JDHL-3072-J	S	2397.54	2466.67	2479.85	2548.98
		78"(1981mm)	JDHL-3078-J	S	2490.54	2567.35	2572.85	2649.66
		84"(2134mm)	JDHL-3084-J	S	2583.54	2668.03	2665.85	2750.34
		29"(737mm)	36"(914mm)	48"(1219mm)	JDHL-3648-J	S	\$2096.28	\$2134.69
54"(1372mm)	JDHL-3654-J			S	2189.28	2235.37	2286.95	2333.04
60"(1524mm)	JDHL-3660-J			S	2282.28	2336.05	2379.95	2433.72
66"(1676mm)	JDHL-3666-J			S	2375.28	2436.73	2472.95	2534.40
72"(1829mm)	JDHL-3672-J			S	2468.28	2537.41	2565.95	2635.08
78"(1981mm)	JDHL-3678-J			S	2561.28	2638.09	2658.95	2735.76
84"(2134mm)	JDHL-3684-J			S	2654.28	2738.77	2751.95	2836.44



Features

- Includes laminate top, steel end panel, steel modesty panel, and assembly hardware (pedestal not included).
- High-pressure laminate top has 3mm edgeband on user and guest edge, and 1mm edgeband on sides.
- Bow edge on guest side extends 10"(254mm) beyond pedestal and end panel at the center of the desk (4"(102mm) of extension + 6"(152mm) of bow).
- Modesty panel is available with or without scallop wireway for cable management; scallop is centered at top of modesty panel.
- Desk orientation can be field-changed from left to right or right to left. Order hole plugs (qty. 8) from eParts to cover exposed mounting holes.
- Glides provide 1"(25mm) adjustment range.
- Field assembled.

Specification Tip

- One X Series desk pedestal must be specified separately; nominal depth of desk pedestal must be 6"(152mm) less than nominal depth of desk top. See table.

Desk/Pedestal Nominal Depths

Desk Depth	Pedestal Depth
30"(762mm)	24"(610mm)
36"(914mm)	30"(762mm)

To Order, Specify:

- 1) Product number, including:

1 Orientation:

- AF** Left-hand
- FA** Right-hand

2 Modesty Panel Height:

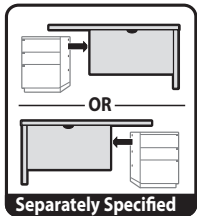
- B** 1/3 Height
- D** 3/4 Height, add **\$101.34** list
- F** Full Height, add **\$202.67** list

3 Modesty Panel Cable Management:

- N** No Scallop
- S** Scallop

- 2) Laminate color for top.
- 3) Edge trim color for top.
- 4) Trim color for end panel.
- 5) Trim color for modesty panel.

***Note:** Desk pedestal must be specified separately.

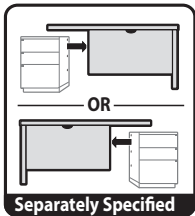
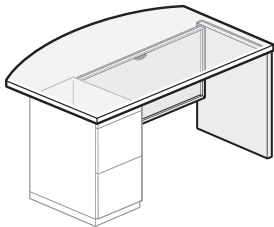


JDHL-JAFSDS
(Left-Hand)

X Series Single Pedestal Desks

Executive Bow Front Single Pedestal Desk — Laminate Top with Laminate End Panel

Height	Depth	Width	Number ① ② ③	End Panel - Laminate A		End Panel - Laminate B		
				Modesty - Steel Trim A	Trim B	Modesty - Steel Trim A	Trim B	
Top — Laminate A								
29"(737mm)	30"(762mm)	48"(1219mm)	JDHL-3048-J	L	\$1766.71	\$1805.12	\$1807.25	\$1845.66
		54"(1372mm)	JDHL-3054-J	L	1852.81	1898.90	1893.35	1939.44
		60"(1524mm)	JDHL-3060-J	L	1938.91	1992.68	1979.45	2033.22
		66"(1676mm)	JDHL-3066-J	L	2025.01	2086.46	2065.55	2127.00
		72"(1829mm)	JDHL-3072-J	L	2111.11	2180.24	2151.65	2220.78
		78"(1981mm)	JDHL-3078-J	L	2197.21	2274.02	2237.75	2314.56
		84"(2134mm)	JDHL-3084-J	L	2283.31	2367.80	2323.85	2408.34
29"(737mm)	36"(914mm)	48"(1219mm)	JDHL-3648-J	L	\$1833.61	\$1872.02	\$1875.53	\$1913.94
		54"(1372mm)	JDHL-3654-J	L	1919.71	1965.80	1961.63	2007.72
		60"(1524mm)	JDHL-3660-J	L	2005.81	2059.58	2047.73	2101.50
		66"(1676mm)	JDHL-3666-J	L	2091.91	2153.36	2133.83	2195.28
		72"(1829mm)	JDHL-3672-J	L	2178.01	2247.14	2219.93	2289.06
		78"(1981mm)	JDHL-3678-J	L	2264.11	2340.92	2306.03	2382.84
		84"(2134mm)	JDHL-3684-J	L	2350.21	2434.70	2392.13	2476.62
Top — Laminate B								
29"(737mm)	30"(762mm)	48"(1219mm)	JDHL-3048-J	L	1859.20	\$1897.61	\$1899.74	\$1938.15
		54"(1372mm)	JDHL-3054-J	L	1952.20	1998.29	1992.74	2038.83
		60"(1524mm)	JDHL-3060-J	L	2045.20	2098.97	2085.74	2139.51
		66"(1676mm)	JDHL-3066-J	L	2138.20	2199.65	2178.74	2240.19
		72"(1829mm)	JDHL-3072-J	L	2231.20	2300.33	2271.74	2340.87
		78"(1981mm)	JDHL-3078-J	L	2324.20	2401.01	2364.74	2441.55
		84"(2134mm)	JDHL-3084-J	L	2417.20	2501.69	2457.74	2542.23
29"(737mm)	36"(914mm)	48"(1219mm)	JDHL-3648-J	L	\$1929.94	\$1968.35	\$1971.86	\$2010.27
		54"(1372mm)	JDHL-3654-J	L	2022.94	2069.03	2064.86	2110.95
		60"(1524mm)	JDHL-3660-J	L	2115.94	2169.71	2157.86	2211.63
		66"(1676mm)	JDHL-3666-J	L	2208.94	2270.39	2250.86	2312.31
		72"(1829mm)	JDHL-3672-J	L	2301.94	2371.07	2343.86	2412.99
		78"(1981mm)	JDHL-3678-J	L	2394.94	2471.75	2436.86	2513.67
		84"(2134mm)	JDHL-3684-J	L	2487.94	2572.43	2529.86	2614.35



JDHL-JAFLDS
(Left-Hand)

Features

- Includes laminate top, laminate end panel, steel modesty panel, and assembly hardware (pedestal not included).
- High-pressure laminate top has 3mm edgeband on user and guest edge, and 1mm edgeband on sides.
- Bow edge on guest side extends 10"(254mm) beyond pedestal and end panel at the center of the desk (4"(102mm) of extension + 6"(152mm) of bow).
- Modesty panel is available with or without scallop wireway for cable management; scallop is centered at top of modesty panel.
- Desk orientation can be field-changed from left to right or right to left. Order hole plugs (qty. 8) from eParts to cover exposed mounting holes.
- Glides provide 1"(25mm) adjustment range.
- Field assembled.

Specification Tip

- One X Series desk pedestal must be specified separately; nominal depth of desk pedestal must be 6"(152mm) less than nominal depth of desk top. See table.

Desk/Pedestal Nominal Depths

Desk Depth	Pedestal Depth
30"(762mm)	24"(610mm)
36"(914mm)	30"(762mm)

To Order, Specify:

- Product number, including:

① Orientation:

- AF** Left-hand
- FA** Right-hand

② Modesty Panel Height:

- B** 1/3 Height
- D** 3/4 Height, add **\$101.34** list
- F** Full Height, add **\$202.67** list

③ Modesty Panel Cable Management:

- N** No Scallop
- S** Scallop

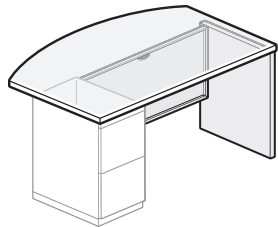
- Laminate color for top.
- Edge trim color for top.
- Laminate color for end panel.
- Trim color for end panel.
- Trim color for modesty panel.

*Note: Desk pedestal must be specified separately.

X Series Single Pedestal Desks

Executive Bow Front Single Pedestal Desk — Laminate Top with Wood End Panel

Height	Depth	Width	Number ① ② ③	End Panel - Wood Group A		End Panel - Wood Group B		
				Modesty - Steel Trim A	Trim B	Modesty - Steel Trim A	Trim B	
Top — Laminate A								
29"(737mm)	30"(762mm)	48"(1219mm)	JDHL-3048-J	W	\$2026.72	\$2065.13	\$2163.64	\$2202.05
		54"(1372mm)	JDHL-3054-J	W	2112.82	2158.91	2249.74	2295.83
		60"(1524mm)	JDHL-3060-J	W	2198.92	2252.69	2335.84	2389.61
		66"(1676mm)	JDHL-3066-J	W	2285.02	2346.47	2421.94	2483.39
		72"(1829mm)	JDHL-3072-J	W	2371.12	2440.25	2508.04	2577.17
		78"(1981mm)	JDHL-3078-J	W	2457.22	2534.03	2594.14	2670.95
		84"(2134mm)	JDHL-3084-J	W	2543.32	2627.81	2680.24	2764.73
		29"(737mm)	36"(914mm)	48"(1219mm)	JDHL-3648-J	W	\$2093.62	\$2132.03
54"(1372mm)	JDHL-3654-J			W	2179.72	2225.81	2319.94	2366.03
60"(1524mm)	JDHL-3660-J			W	2265.82	2319.59	2406.04	2459.81
66"(1676mm)	JDHL-3666-J			W	2351.92	2413.37	2492.14	2553.59
72"(1829mm)	JDHL-3672-J			W	2438.02	2507.15	2578.24	2647.37
78"(1981mm)	JDHL-3678-J			W	2524.12	2600.93	2664.34	2741.15
84"(2134mm)	JDHL-3684-J			W	2610.22	2694.71	2750.44	2834.93
Top — Laminate B								
29"(737mm)	30"(762mm)	48"(1219mm)	JDHL-3048-J	W	2119.21	\$2157.62	\$2256.13	\$2294.54
		54"(1372mm)	JDHL-3054-J	W	2212.21	2258.30	2349.13	2395.22
		60"(1524mm)	JDHL-3060-J	W	2305.21	2358.98	2442.13	2495.90
		66"(1676mm)	JDHL-3066-J	W	2398.21	2459.66	2535.13	2596.58
		72"(1829mm)	JDHL-3072-J	W	2491.21	2560.34	2628.13	2697.26
		78"(1981mm)	JDHL-3078-J	W	2584.21	2661.02	2721.13	2797.94
		84"(2134mm)	JDHL-3084-J	W	2677.21	2761.70	2814.13	2898.62
		29"(737mm)	36"(914mm)	48"(1219mm)	JDHL-3648-J	W	\$2189.95	\$2228.36
54"(1372mm)	JDHL-3654-J			W	2282.95	2329.04	2423.17	2469.26
60"(1524mm)	JDHL-3660-J			W	2375.95	2429.72	2516.17	2569.94
66"(1676mm)	JDHL-3666-J			W	2468.95	2530.40	2609.17	2670.62
72"(1829mm)	JDHL-3672-J			W	2561.95	2631.08	2702.17	2771.30
78"(1981mm)	JDHL-3678-J			W	2654.95	2731.76	2795.17	2871.98
84"(2134mm)	JDHL-3684-J			W	2747.95	2832.44	2888.17	2972.66



Features

- Includes laminate top, wood end panel, steel modesty panel, and assembly hardware (pedestal not included).
- High-pressure laminate top has 3mm edgeband on user and guest edge, and 1mm edgeband on sides.
- Bow edge on guest side extends 10"(254mm) beyond pedestal and end panel at the center of the desk (4"(102mm) of extension + 6"(152mm) of bow).
- Modesty panel is available with or without scallop wireway for cable management; scallop is centered at top of modesty panel.
- Desk orientation can be field-changed from left to right or right to left. Order hole plugs (qty. 8) from eParts to cover exposed mounting holes.
- Glides provide 1"(25mm) adjustment range.
- Field assembled.

Specification Tip

- One X Series desk pedestal must be specified separately; nominal depth of desk pedestal must be 6"(152mm) less than nominal depth of desk top. See table.

Desk/Pedestal Nominal Depths

Desk Depth	Pedestal Depth
30"(762mm)	24"(610mm)
36"(914mm)	30"(762mm)

To Order, Specify:

- 1) Product number, including:

① Orientation:

- AF** Left-hand
- FA** Right-hand

② Modesty Panel Height:

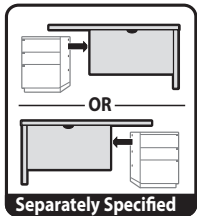
- B** 1/3 Height
- D** 3/4 Height, add **\$101.34** list
- F** Full Height, add **\$202.67** list

③ Modesty Panel Cable Management:

- N** No Scallop
- S** Scallop

- 2) Laminate color for top.
- 3) Edge trim color for top.
- 4) Wood finish color for end panel.
- 5) Trim color for modesty panel.

*Note: Desk pedestal must be specified separately.

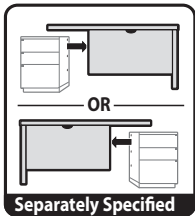
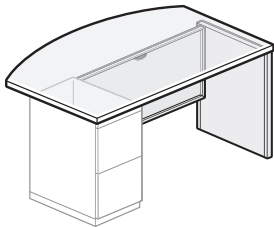


JDHL-JAFWDS
(Left-Hand)

X Series Single Pedestal Desks

Executive Bow Front Single Pedestal Desk — Wood Top with Steel End Panel

Height	Depth	Width	Number	①	②	③	End Panel - Steel Trim A		End Panel - Steel Trim B	
							Modesty - Steel Trim A	Trim B	Modesty - Steel Trim A	Trim B
Top — Wood Group A										
29"(737mm)	30"(762mm)	48"(1219mm)	JDHW-3048-K	S			\$2445.25	\$2483.66	\$2527.56	\$2565.97
		54"(1372mm)	JDHW-3054-K	S			2531.35	2577.44	2613.66	2659.75
		60"(1524mm)	JDHW-3060-K	S			2617.45	2671.22	2699.76	2753.53
		66"(1676mm)	JDHW-3066-K	S			2703.55	2765.00	2785.86	2847.31
		72"(1829mm)	JDHW-3072-K	S			2789.65	2858.78	2871.96	2941.09
		78"(1981mm)	JDHW-3078-K	S			2875.75	2952.56	2958.06	3034.87
		84"(2134mm)	JDHW-3084-K	S			2961.85	3046.34	3044.16	3128.65
29"(737mm)	36"(914mm)	48"(1219mm)	JDHW-3648-K	S			\$2538.85	\$2577.26	\$2636.52	\$2674.93
		54"(1372mm)	JDHW-3654-K	S			2624.95	2671.04	2722.62	2768.71
		60"(1524mm)	JDHW-3660-K	S			2711.05	2764.82	2808.72	2862.49
		66"(1676mm)	JDHW-3666-K	S			2797.15	2858.60	2894.82	2956.27
		72"(1829mm)	JDHW-3672-K	S			2883.25	2952.38	2980.92	3050.05
		78"(1981mm)	JDHW-3678-K	S			2969.35	3046.16	3067.02	3143.83
		84"(2134mm)	JDHW-3684-K	S			3055.45	3139.94	3153.12	3237.61
Top — Wood Group B										
29"(737mm)	30"(762mm)	48"(1219mm)	JDHW-3048-K	S			2593.59	\$2632.00	\$2675.90	\$2714.31
		54"(1372mm)	JDHW-3054-K	S			2687.85	2733.94	2770.16	2816.25
		60"(1524mm)	JDHW-3060-K	S			2782.11	2835.88	2864.42	2918.19
		66"(1676mm)	JDHW-3066-K	S			2876.37	2937.82	2958.68	3020.13
		72"(1829mm)	JDHW-3072-K	S			2970.63	3039.76	3052.94	3122.07
		78"(1981mm)	JDHW-3078-K	S			3064.89	3141.70	3147.20	3224.01
		84"(2134mm)	JDHW-3084-K	S			3159.15	3243.64	3241.46	3325.95
29"(737mm)	36"(914mm)	48"(1219mm)	JDHW-3648-K	S			\$2692.11	\$2730.52	\$2789.78	\$2828.19
		54"(1372mm)	JDHW-3654-K	S			2786.37	2832.46	2884.04	2930.13
		60"(1524mm)	JDHW-3660-K	S			2880.63	2934.40	2978.30	3032.07
		66"(1676mm)	JDHW-3666-K	S			2974.89	3036.34	3072.56	3134.01
		72"(1829mm)	JDHW-3672-K	S			3069.15	3138.28	3166.82	3235.95
		78"(1981mm)	JDHW-3678-K	S			3163.41	3240.22	3261.08	3337.89
		84"(2134mm)	JDHW-3684-K	S			3257.67	3342.16	3355.34	3439.83



JDHW-KAFSDS
(Left-Hand)

Features

- Includes wood top, steel end panel, steel modesty panel, and assembly hardware (pedestal not included).
- Wood veneer top has 3mm edgeband on user and guest edge, and 1mm edgeband on sides.
- Bow edge on guest side extends 10"(254mm) beyond pedestal and end panel at the center of the desk (4"(102mm) of extension + 6"(152mm) of bow).
- Modesty panel is available with or without scallop wireway for cable management; scallop is centered at top of modesty panel.
- Desk orientation can be field-changed from left to right or right to left. Order hole plugs (qty. 8) from eParts to cover exposed mounting holes.
- Glides provide 1"(25mm) adjustment range.
- Field assembled.

Specification Tip

- One X Series desk pedestal must be specified separately; nominal depth of desk pedestal must be 6"(152mm) less than nominal depth of desk top. See table.

Desk/Pedestal Nominal Depths

Desk Depth	Pedestal Depth
30"(762mm)	24"(610mm)
36"(914mm)	30"(762mm)

To Order, Specify:

- Product number, including:

① Orientation:

- AF** Left-hand
- FA** Right-hand

② Modesty Panel Height:

- B** 1/3 Height
- D** 3/4 Height, add **\$101.34** list
- F** Full Height, add **\$202.67** list

③ Modesty Panel Cable Management:

- N** No Scallop
- S** Scallop

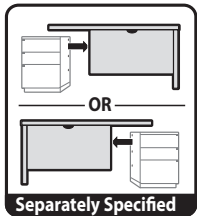
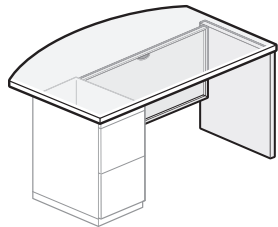
- Wood finish color for top.
- Trim color for end panel.
- Trim color for modesty panel.

*Note: Desk pedestal must be specified separately.

X Series Single Pedestal Desks

Executive Bow Front Single Pedestal Desk — Wood Top with Laminate End Panel

Height	Depth	Width	Number	①	②	③	End Panel - Laminate A		End Panel - Laminate B	
							Modesty - Steel Trim A	Trim B	Modesty - Steel Trim A	Trim B
Top — Wood Group A										
29"(737mm)	30"(762mm)	48"(1219mm)	JDHW-3048-K	■	L	■	\$2278.91	\$2317.32	\$2319.45	\$2357.86
		54"(1372mm)	JDHW-3054-K	■	L	■	2365.01	2411.10	2405.55	2451.64
		60"(1524mm)	JDHW-3060-K	■	L	■	2451.11	2504.88	2491.65	2545.42
		66"(1676mm)	JDHW-3066-K	■	L	■	2537.21	2598.66	2577.75	2639.20
		72"(1829mm)	JDHW-3072-K	■	L	■	2623.31	2692.44	2663.85	2732.98
		78"(1981mm)	JDHW-3078-K	■	L	■	2709.41	2786.22	2749.95	2826.76
		84"(2134mm)	JDHW-3084-K	■	L	■	2795.51	2880.00	2836.05	2920.54
		29"(737mm)	36"(914mm)	48"(1219mm)	JDHW-3648-K	■	L	■	\$2372.51	\$2410.92
54"(1372mm)	JDHW-3654-K			■	L	■	2458.61	2504.70	2500.53	2546.62
60"(1524mm)	JDHW-3660-K			■	L	■	2544.71	2598.48	2586.63	2640.40
66"(1676mm)	JDHW-3666-K			■	L	■	2630.81	2692.26	2672.73	2734.18
72"(1829mm)	JDHW-3672-K			■	L	■	2716.91	2786.04	2758.83	2827.96
78"(1981mm)	JDHW-3678-K			■	L	■	2803.01	2879.82	2844.93	2921.74
84"(2134mm)	JDHW-3684-K			■	L	■	2889.11	2973.60	2931.03	3015.52
Top — Wood Group B										
29"(737mm)	30"(762mm)	48"(1219mm)	JDHW-3048-K	■	L	■	2427.25	\$2465.66	\$2467.79	\$2506.20
		54"(1372mm)	JDHW-3054-K	■	L	■	2521.51	2567.60	2562.05	2608.14
		60"(1524mm)	JDHW-3060-K	■	L	■	2615.77	2669.54	2656.31	2710.08
		66"(1676mm)	JDHW-3066-K	■	L	■	2710.03	2771.48	2750.57	2812.02
		72"(1829mm)	JDHW-3072-K	■	L	■	2804.29	2873.42	2844.83	2913.96
		78"(1981mm)	JDHW-3078-K	■	L	■	2898.55	2975.36	2939.09	3015.90
		84"(2134mm)	JDHW-3084-K	■	L	■	2992.81	3077.30	3033.35	3117.84
		29"(737mm)	36"(914mm)	48"(1219mm)	JDHW-3648-K	■	L	■	\$2525.77	\$2564.18
54"(1372mm)	JDHW-3654-K			■	L	■	2620.03	2666.12	2661.95	2708.04
60"(1524mm)	JDHW-3660-K			■	L	■	2714.29	2768.06	2756.21	2809.98
66"(1676mm)	JDHW-3666-K			■	L	■	2808.55	2870.00	2850.47	2911.92
72"(1829mm)	JDHW-3672-K			■	L	■	2902.81	2971.94	2944.73	3013.86
78"(1981mm)	JDHW-3678-K			■	L	■	2997.07	3073.88	3038.99	3115.80
84"(2134mm)	JDHW-3684-K			■	L	■	3091.33	3175.82	3133.25	3217.74

JDHW-KAFLDS
(Left-Hand)

Features

- Includes wood top, laminate end panel, steel modesty panel, and assembly hardware (pedestal not included).
- Wood veneer top has 3mm edgeband on user and guest edge, and 1mm edgeband on sides.
- Bow edge on guest side extends 10"(254mm) beyond pedestal and end panel at the center of the desk (4"(102mm) of extension + 6"(152mm) of bow).
- Modesty panel is available with or without scallop wireway for cable management; scallop is centered at top of modesty panel.
- Desk orientation can be field-changed from left to right or right to left. Order hole plugs (qty. 8) from eParts to cover exposed mounting holes.
- Glides provide 1"(25mm) adjustment range.
- Field assembled.

Specification Tip

- One X Series desk pedestal must be specified separately; nominal depth of desk pedestal must be 6"(152mm) less than nominal depth of desk top. See table.

Desk/Pedestal Nominal Depths

Desk Depth	Pedestal Depth
30"(762mm)	24"(610mm)
36"(914mm)	30"(762mm)

To Order, Specify:

- Product number, including:

① Orientation:

- AF** Left-hand
- FA** Right-hand

② Modesty Panel Height:

- B** 1/3 Height
- D** 3/4 Height, add **\$101.34** list
- F** Full Height, add **\$202.67** list

③ Modesty Panel Cable Management:

- N** No Scallop
- S** Scallop

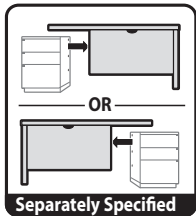
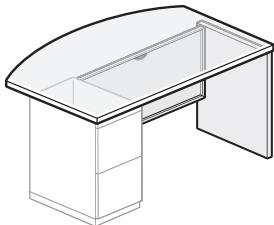
- Wood finish color for top.
- Laminate color for end panel.
- Edge trim color for end panel.
- Trim color for modesty panel.

***Note:** Desk pedestal must be specified separately.

X Series Single Pedestal Desks

Executive Bow Front Single Pedestal Desk — Wood Top with Wood End Panel

Height	Depth	Width	Number	①	②	③	End Panel - Wood Group A		End Panel - Wood Group B	
							Modesty - Steel Trim A	Trim B	Modesty - Steel Trim A	Trim B
Top — Wood Group A										
29"(737mm)	30"(762mm)	48"(1219mm)	JDHW-3048-K	W			\$2538.92	\$2577.33	\$2675.84	\$2714.25
		54"(1372mm)	JDHW-3054-K	W			2625.02	2671.11	2761.94	2808.03
		60"(1524mm)	JDHW-3060-K	W			2711.12	2764.89	2848.04	2901.81
		66"(1676mm)	JDHW-3066-K	W			2797.22	2858.67	2934.14	2995.59
		72"(1829mm)	JDHW-3072-K	W			2883.32	2952.45	3020.24	3089.37
		78"(1981mm)	JDHW-3078-K	W			2969.42	3046.23	3106.34	3183.15
		84"(2134mm)	JDHW-3084-K	W			3055.52	3140.01	3192.44	3276.93
29"(737mm)	36"(914mm)	48"(1219mm)	JDHW-3648-K	W			\$2632.52	\$2670.93	\$2772.74	\$2811.15
		54"(1372mm)	JDHW-3654-K	W			2718.62	2764.71	2858.84	2904.93
		60"(1524mm)	JDHW-3660-K	W			2804.72	2858.49	2944.94	2998.71
		66"(1676mm)	JDHW-3666-K	W			2890.82	2952.27	3031.04	3092.49
		72"(1829mm)	JDHW-3672-K	W			2976.92	3046.05	3117.14	3186.27
		78"(1981mm)	JDHW-3678-K	W			3063.02	3139.83	3203.24	3280.05
		84"(2134mm)	JDHW-3684-K	W			3149.12	3233.61	3289.34	3373.83
Top — Wood Group B										
29"(737mm)	30"(762mm)	48"(1219mm)	JDHW-3048-K	W			2687.26	\$2725.67	\$2824.18	\$2862.59
		54"(1372mm)	JDHW-3054-K	W			2781.52	2827.61	2918.44	2964.53
		60"(1524mm)	JDHW-3060-K	W			2875.78	2929.55	3012.70	3066.47
		66"(1676mm)	JDHW-3066-K	W			2970.04	3031.49	3106.96	3168.41
		72"(1829mm)	JDHW-3072-K	W			3064.30	3133.43	3201.22	3270.35
		78"(1981mm)	JDHW-3078-K	W			3158.56	3235.37	3295.48	3372.29
		84"(2134mm)	JDHW-3084-K	W			3252.82	3337.31	3389.74	3474.23
29"(737mm)	36"(914mm)	48"(1219mm)	JDHW-3648-K	W			\$2785.78	\$2824.19	\$2926.00	\$2964.41
		54"(1372mm)	JDHW-3654-K	W			2880.04	2926.13	3020.26	3066.35
		60"(1524mm)	JDHW-3660-K	W			2974.30	3028.07	3114.52	3168.29
		66"(1676mm)	JDHW-3666-K	W			3068.56	3130.01	3208.78	3270.23
		72"(1829mm)	JDHW-3672-K	W			3162.82	3231.95	3303.04	3372.17
		78"(1981mm)	JDHW-3678-K	W			3257.08	3333.89	3397.30	3474.11
		84"(2134mm)	JDHW-3684-K	W			3351.34	3435.83	3491.56	3576.05



JDHW-KAFWDS
(Left-Hand)

Features

- Includes wood top, wood end panel, steel modesty panel, and assembly hardware (pedestal not included).
- Wood veneer top has 3mm edgeband on user and guest edge, and 1mm edgeband on sides.
- Bow edge on guest side extends 10"(254mm) beyond pedestal and end panel at the center of the desk (4"(102mm) of extension + 6"(152mm) of bow).
- Modesty panel is available with or without scallop wireway for cable management; scallop is centered at top of modesty panel.
- Desk orientation can be field-changed from left to right or right to left. Order hole plugs (qty. 8) from eParts to cover exposed mounting holes.
- Glides provide 1"(25mm) adjustment range.
- Field assembled.

Specification Tip

- One X Series desk pedestal must be specified separately; nominal depth of desk pedestal must be 6"(152mm) less than nominal depth of desk top. See table.

Desk/Pedestal Nominal Depths

Desk Depth	Pedestal Depth
30"(762mm)	24"(610mm)
36"(914mm)	30"(762mm)

To Order, Specify:

- 1) Product number, including:

① Orientation:

- AF** Left-hand
- FA** Right-hand

② Modesty Panel Height:

- B** 1/3 Height
- D** 3/4 Height, add **\$101.34** list
- F** Full Height, add **\$202.67** list

③ Modesty Panel Cable Management:

- N** No Scallop
- S** Scallop

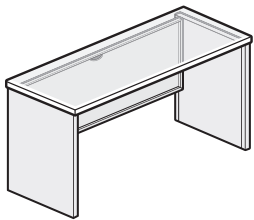
- 2) Wood finish color for top.
- 3) Wood finish color for end panel.
- 4) Trim color for modesty panel.

*Note: Desk pedestal must be specified separately.

X Series Desk Shells

Standard Rectangular Desk Shell — Laminate Top with Steel End Panels

Height	Depth	Width	Number	End Panel - Steel Trim A		End Panel - Steel Trim B		
				Modesty - Steel Trim A	Trim B	Modesty - Steel Trim A	Trim B	
Top — Laminate A								
29"(737mm)	24"(610mm)	30"(762mm)	JDSL-2430-JFFS		\$2127.75	\$2143.12	\$2261.65	\$2277.02
		36"(914mm)	JDSL-2436-JFFS		2213.85	2236.90	2347.75	2370.80
		42"(1067mm)	JDSL-2442-JFFS		2299.95	2330.68	2433.85	2464.58
		48"(1219mm)	JDSL-2448-JFFS		2386.05	2424.46	2519.95	2558.36
		54"(1372mm)	JDSL-2454-JFFS		2472.15	2518.24	2606.05	2652.14
		60"(1524mm)	JDSL-2460-JFFS		2558.25	2612.02	2692.15	2745.92
		66"(1676mm)	JDSL-2466-JFFS		2644.35	2705.80	2778.25	2839.70
		72"(1829mm)	JDSL-2472-JFFS		2730.45	2799.58	2864.35	2933.48
29"(737mm)	30"(762mm)	30"(762mm)	JDSL-3030-JFFS		\$2211.75	\$2227.12	\$2376.37	\$2391.74
		36"(914mm)	JDSL-3036-JFFS		2297.85	2320.90	2462.47	2485.52
		42"(1067mm)	JDSL-3042-JFFS		2383.95	2414.68	2548.57	2579.30
		48"(1219mm)	JDSL-3048-JFFS		2470.05	2508.46	2634.67	2673.08
		54"(1372mm)	JDSL-3054-JFFS		2556.15	2602.24	2720.77	2766.86
		60"(1524mm)	JDSL-3060-JFFS		2642.25	2696.02	2806.87	2860.64
		66"(1676mm)	JDSL-3066-JFFS		2728.35	2789.80	2892.97	2954.42
		72"(1829mm)	JDSL-3072-JFFS		2814.45	2883.58	2979.07	3048.20
Top — Laminate B								
29"(737mm)	24"(610mm)	30"(762mm)	JDSL-2430-JFFS		\$2184.85	\$2200.22	\$2318.75	\$2334.12
		36"(914mm)	JDSL-2436-JFFS		2277.85	2300.90	2411.75	2434.80
		42"(1067mm)	JDSL-2442-JFFS		2370.85	2401.58	2504.75	2535.48
		48"(1219mm)	JDSL-2448-JFFS		2463.85	2502.26	2597.75	2636.16
		54"(1372mm)	JDSL-2454-JFFS		2556.85	2602.94	2690.75	2736.84
		60"(1524mm)	JDSL-2460-JFFS		2649.85	2703.62	2783.75	2837.52
		66"(1676mm)	JDSL-2466-JFFS		2742.85	2804.30	2876.75	2938.20
		72"(1829mm)	JDSL-2472-JFFS		2835.85	2904.98	2969.75	3038.88
29"(737mm)	30"(762mm)	30"(762mm)	JDSL-3030-JFFS		\$2272.69	\$2288.06	\$2437.31	\$2452.68
		36"(914mm)	JDSL-3036-JFFS		2365.69	2388.74	2530.31	2553.36
		42"(1067mm)	JDSL-3042-JFFS		2458.69	2489.42	2623.31	2654.04
		48"(1219mm)	JDSL-3048-JFFS		2551.69	2590.10	2716.31	2754.72
		54"(1372mm)	JDSL-3054-JFFS		2644.69	2690.78	2809.31	2855.40
		60"(1524mm)	JDSL-3060-JFFS		2737.69	2791.46	2902.31	2956.08
		66"(1676mm)	JDSL-3066-JFFS		2830.69	2892.14	2995.31	3056.76
		72"(1829mm)	JDSL-3072-JFFS		2923.69	2992.82	3088.31	3157.44



JDSL-JFFSDS

Features

- Includes laminate top, steel end panels, steel modesty panel, and assembly hardware.
- High-pressure laminate top has 3mm edgeband on user and guest edge, and 1mm edgeband on sides.
- Modesty panel is available with or without scallop wireway for cable management; scallop is centered at top of modesty panel.
- Glides provide 1.5"(38mm) adjustment range.
- Field assembled.

Specification Tip

- When placing a mobile, attached, or suspended pedestal inside the desk shell, pedestal depth must be at least 6"(152mm) less than nominal depth of top. See table.

Desk/Pedestal Nominal Depths

Desk Depth	Pedestal Depth
24"(610mm)	18"(457mm)
30"(762mm)	24"(610mm)

To Order, Specify:

- 1) Product number, including:

① Modesty Panel Height:

- B** 1/3 Height
- D** 3/4 Height, add **\$101.34** list
- F** Full Height, add **\$202.67** list

② Modesty Panel Cable Management:

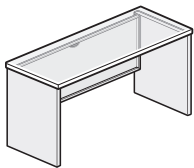
- N** No Scallop
- S** Scallop

- 2) Laminate color for top.
- 3) Edge trim color for top.
- 4) Trim color for end panels.
- 5) Trim color for modesty panel.

X Series Desk Shells

Standard Rectangular Desk Shell — Laminate Top with Laminate End Panels

Height	Depth	Width	Number	End Panel - Laminate A		End Panel - Laminate B		
				Modesty - Steel Trim A	Modesty - Steel Trim B	Modesty - Steel Trim A	Modesty - Steel Trim B	
Top — Laminate A								
29"(737mm)	24"(610mm)	30"(762mm)	JDSL-2430-JFFL	\$1795.07	\$1810.44	\$1873.39	\$1888.76	
		36"(914mm)	JDSL-2436-JFFL	1881.17	1904.22	1959.49	1982.54	
		42"(1067mm)	JDSL-2442-JFFL	1967.27	1998.00	2045.59	2076.32	
		48"(1219mm)	JDSL-2448-JFFL	2053.37	2091.78	2131.69	2170.10	
		54"(1372mm)	JDSL-2454-JFFL	2139.47	2185.56	2217.79	2263.88	
		60"(1524mm)	JDSL-2460-JFFL	2225.57	2279.34	2303.89	2357.66	
		66"(1676mm)	JDSL-2466-JFFL	2311.67	2373.12	2389.99	2451.44	
		72"(1829mm)	JDSL-2472-JFFL	2397.77	2466.90	2476.09	2545.22	
29"(737mm)	30"(762mm)	30"(762mm)	JDSL-3030-JFFL	\$1879.07	\$1894.44	\$1960.15	\$1975.52	
		36"(914mm)	JDSL-3036-JFFL	1965.17	1988.22	2046.25	2069.30	
		42"(1067mm)	JDSL-3042-JFFL	2051.27	2082.00	2132.35	2163.08	
		48"(1219mm)	JDSL-3048-JFFL	2137.37	2175.78	2218.45	2256.86	
		54"(1372mm)	JDSL-3054-JFFL	2223.47	2269.56	2304.55	2350.64	
		60"(1524mm)	JDSL-3060-JFFL	2309.57	2363.34	2390.65	2444.42	
		66"(1676mm)	JDSL-3066-JFFL	2395.67	2457.12	2476.75	2538.20	
		72"(1829mm)	JDSL-3072-JFFL	2481.77	2550.90	2562.85	2631.98	
Top — Laminate B								
29"(737mm)	24"(610mm)	30"(762mm)	JDSL-2430-JFFL	\$1852.17	\$1867.54	\$1930.49	\$1945.86	
		36"(914mm)	JDSL-2436-JFFL	1945.17	1968.22	2023.49	2046.54	
		42"(1067mm)	JDSL-2442-JFFL	2038.17	2068.90	2116.49	2147.22	
		48"(1219mm)	JDSL-2448-JFFL	2131.17	2169.58	2209.49	2247.90	
		54"(1372mm)	JDSL-2454-JFFL	2224.17	2270.26	2302.49	2348.58	
		60"(1524mm)	JDSL-2460-JFFL	2317.17	2370.94	2395.49	2449.26	
		66"(1676mm)	JDSL-2466-JFFL	2410.17	2471.62	2488.49	2549.94	
		72"(1829mm)	JDSL-2472-JFFL	2503.17	2572.30	2581.49	2650.62	
29"(737mm)	30"(762mm)	30"(762mm)	JDSL-3030-JFFL	\$1940.01	\$1955.38	\$2021.09	\$2036.46	
		36"(914mm)	JDSL-3036-JFFL	2033.01	2056.06	2114.09	2137.14	
		42"(1067mm)	JDSL-3042-JFFL	2126.01	2156.74	2207.09	2237.82	
		48"(1219mm)	JDSL-3048-JFFL	2219.01	2257.42	2300.09	2338.50	
		54"(1372mm)	JDSL-3054-JFFL	2312.01	2358.10	2393.09	2439.18	
		60"(1524mm)	JDSL-3060-JFFL	2405.01	2458.78	2486.09	2539.86	
		66"(1676mm)	JDSL-3066-JFFL	2498.01	2559.46	2579.09	2640.54	
		72"(1829mm)	JDSL-3072-JFFL	2591.01	2660.14	2672.09	2741.22	



JDSL-JFFLDS

Features

- Includes laminate top, laminate end panels, steel modesty panel, and assembly hardware.
- High-pressure laminate top has 3mm edgeband on user and guest edge, and 1mm edgeband on sides.
- Modesty panel is available with or without scallop wireway for cable management; scallop is centered at top of modesty panel.
- Glides provide 1.5"(38mm) adjustment range.
- Field assembled.

Specification Tip

- When placing a mobile, attached, or suspended pedestal inside the desk shell, pedestal depth must be at least 6"(152mm) less than nominal depth of top. See table.

Desk/Pedestal Nominal Depths

Desk Depth	Pedestal Depth
24"(610mm)	18"(457mm)
30"(762mm)	24"(610mm)

To Order, Specify:

- 1) Product number, including:

① Modesty Panel Height:

- B** 1/3 Height
- D** 3/4 Height, add **\$101.34** list
- F** Full Height, add **\$202.67** list

② Modesty Panel Cable Management:

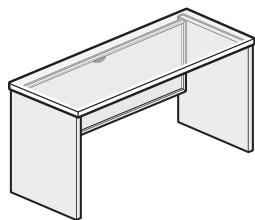
- N** No Scallop
- S** Scallop

- 2) Laminate color for top.
- 3) Edge trim color for top.
- 4) Laminate color for end panels.
- 5) Edge trim color for end panels.
- 6) Trim color for modesty panel.

X Series Desk Shells

Standard Rectangular Desk Shell — Laminate Top with Wood End Panels

Height	Depth	Width	Number	① ②	End Panel - Wood Group A		End Panel - Wood Group B			
					Modesty - Steel Trim A	Trim B	Modesty - Steel Trim A	Trim B		
Top — Laminate A										
29"(737mm)	24"(610mm)	30"(762mm)	JDSL-2430-JFFW	■ ■	\$2315.09	\$2330.46	\$2582.33	\$2597.70		
		36"(914mm)	JDSL-2436-JFFW	■ ■	2401.19	2424.24	2668.43	2691.48		
		42"(1067mm)	JDSL-2442-JFFW	■ ■	2487.29	2518.02	2754.53	2785.26		
		48"(1219mm)	JDSL-2448-JFFW	■ ■	2573.39	2611.80	2840.63	2879.04		
		54"(1372mm)	JDSL-2454-JFFW	■ ■	2659.49	2705.58	2926.73	2972.82		
		60"(1524mm)	JDSL-2460-JFFW	■ ■	2745.59	2799.36	3012.83	3066.60		
		66"(1676mm)	JDSL-2466-JFFW	■ ■	2831.69	2893.14	3098.93	3160.38		
		72"(1829mm)	JDSL-2472-JFFW	■ ■	2917.79	2986.92	3185.03	3254.16		
29"(737mm)	30"(762mm)	30"(762mm)	JDSL-3030-JFFW	■ ■	\$2399.09	\$2414.46	\$2672.93	\$2688.30		
		36"(914mm)	JDSL-3036-JFFW	■ ■	2485.19	2508.24	2759.03	2782.08		
		42"(1067mm)	JDSL-3042-JFFW	■ ■	2571.29	2602.02	2845.13	2875.86		
		48"(1219mm)	JDSL-3048-JFFW	■ ■	2657.39	2695.80	2931.23	2969.64		
		54"(1372mm)	JDSL-3054-JFFW	■ ■	2743.49	2789.58	3017.33	3063.42		
		60"(1524mm)	JDSL-3060-JFFW	■ ■	2829.59	2883.36	3103.43	3157.20		
		66"(1676mm)	JDSL-3066-JFFW	■ ■	2915.69	2977.14	3189.53	3250.98		
		72"(1829mm)	JDSL-3072-JFFW	■ ■	3001.79	3070.92	3275.63	3344.76		
		Top — Laminate B								
		29"(737mm)	24"(610mm)	30"(762mm)	JDSL-2430-JFFW	■ ■	\$2372.19	\$2387.56	\$2639.43	\$2654.80
36"(914mm)	JDSL-2436-JFFW			■ ■	2465.19	2488.24	2732.43	2755.48		
42"(1067mm)	JDSL-2442-JFFW			■ ■	2558.19	2588.92	2825.43	2856.16		
48"(1219mm)	JDSL-2448-JFFW			■ ■	2651.19	2689.60	2918.43	2956.84		
54"(1372mm)	JDSL-2454-JFFW			■ ■	2744.19	2790.28	3011.43	3057.52		
60"(1524mm)	JDSL-2460-JFFW			■ ■	2837.19	2890.96	3104.43	3158.20		
66"(1676mm)	JDSL-2466-JFFW			■ ■	2930.19	2991.64	3197.43	3258.88		
72"(1829mm)	JDSL-2472-JFFW			■ ■	3023.19	3092.32	3290.43	3359.56		
29"(737mm)	30"(762mm)	30"(762mm)	JDSL-3030-JFFW	■ ■	\$2460.03	\$2475.40	\$2733.87	\$2749.24		
		36"(914mm)	JDSL-3036-JFFW	■ ■	2553.03	2576.08	2826.87	2849.92		
		42"(1067mm)	JDSL-3042-JFFW	■ ■	2646.03	2676.76	2919.87	2950.60		
		48"(1219mm)	JDSL-3048-JFFW	■ ■	2739.03	2777.44	3012.87	3051.28		
		54"(1372mm)	JDSL-3054-JFFW	■ ■	2832.03	2878.12	3105.87	3151.96		
		60"(1524mm)	JDSL-3060-JFFW	■ ■	2925.03	2978.80	3198.87	3252.64		
		66"(1676mm)	JDSL-3066-JFFW	■ ■	3018.03	3079.48	3291.87	3353.32		
		72"(1829mm)	JDSL-3072-JFFW	■ ■	3111.03	3180.16	3384.87	3454.00		



JDSL-JFFWDS

Features

- Includes laminate top, wood end panels, steel modesty panel, and assembly hardware.
- High-pressure laminate top has 3mm edgeband on user and guest edge, and 1mm edgeband on sides.
- Modesty panel is available with or without scallop wireway for cable management; scallop is centered at top of modesty panel.
- Glides provide 1.5"(38mm) adjustment range.
- Field assembled.

Specification Tip

- When placing a mobile, attached, or suspended pedestal inside the desk shell, pedestal depth must be at least 6"(152mm) less than nominal depth of top. See table.

Desk/Pedestal Nominal Depths

Desk Depth	Pedestal Depth
24"(610mm)	18"(457mm)
30"(762mm)	24"(610mm)

To Order, Specify:

- 1) Product number, including:

① Modesty Panel Height:

- B** 1/3 Height
- D** 3/4 Height, add **\$101.34** list
- F** Full Height, add **\$202.67** list

② Modesty Panel Cable Management:

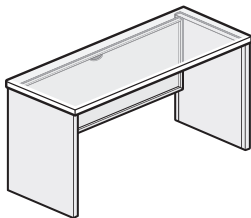
- N** No Scallop
- S** Scallop

- 2) Laminate color for top.
- 3) Edge trim color for top.
- 4) Wood trim color for end panels.
- 5) Trim color for modesty panel.

X Series Desk Shells

Standard Rectangular Desk Shell — Wood Top with Steel End Panels

Height	Depth	Width	Number	① ②	End Panel - Steel Trim A		End Panel - Steel Trim B	
					Modesty - Steel Trim A	Trim B	Modesty - Steel Trim A	Trim B
Top — Wood Group A								
29"(737mm)	24"(610mm)	30"(762mm)	JDSW-2430-KFFS	■ ■	\$2586.49	\$2601.86	\$2720.39	\$2735.76
		36"(914mm)	JDSW-2436-KFFS	■ ■	2672.59	2695.64	2806.49	2829.54
		42"(1067mm)	JDSW-2442-KFFS	■ ■	2758.69	2789.42	2892.59	2923.32
		48"(1219mm)	JDSW-2448-KFFS	■ ■	2844.79	2883.20	2978.69	3017.10
		54"(1372mm)	JDSW-2454-KFFS	■ ■	2930.89	2976.98	3064.79	3110.88
		60"(1524mm)	JDSW-2460-KFFS	■ ■	3016.99	3070.76	3150.89	3204.66
		66"(1676mm)	JDSW-2466-KFFS	■ ■	3103.09	3164.54	3236.99	3298.44
		72"(1829mm)	JDSW-2472-KFFS	■ ■	3189.19	3258.32	3323.09	3392.22
29"(737mm)	30"(762mm)	30"(762mm)	JDSW-3030-KFFS	■ ■	\$2697.19	\$2712.56	\$2861.81	\$2877.18
		36"(914mm)	JDSW-3036-KFFS	■ ■	2783.29	2806.34	2947.91	2970.96
		42"(1067mm)	JDSW-3042-KFFS	■ ■	2869.39	2900.12	3034.01	3064.74
		48"(1219mm)	JDSW-3048-KFFS	■ ■	2955.49	2993.90	3120.11	3158.52
		54"(1372mm)	JDSW-3054-KFFS	■ ■	3041.59	3087.68	3206.21	3252.30
		60"(1524mm)	JDSW-3060-KFFS	■ ■	3127.69	3181.46	3292.31	3346.08
		66"(1676mm)	JDSW-3066-KFFS	■ ■	3213.79	3275.24	3378.41	3439.86
		72"(1829mm)	JDSW-3072-KFFS	■ ■	3299.89	3369.02	3464.51	3533.64
Top — Wood Group B								
29"(737mm)	24"(610mm)	30"(762mm)	JDSW-2430-KFFS	■ ■	\$2676.53	\$2691.90	\$2810.43	\$2825.80
		36"(914mm)	JDSW-2436-KFFS	■ ■	2770.79	2793.84	2904.69	2927.74
		42"(1067mm)	JDSW-2442-KFFS	■ ■	2865.05	2895.78	2998.95	3029.68
		48"(1219mm)	JDSW-2448-KFFS	■ ■	2959.31	2997.72	3093.21	3131.62
		54"(1372mm)	JDSW-2454-KFFS	■ ■	3053.57	3099.66	3187.47	3233.56
		60"(1524mm)	JDSW-2460-KFFS	■ ■	3147.83	3201.60	3281.73	3335.50
		66"(1676mm)	JDSW-2466-KFFS	■ ■	3242.09	3303.54	3375.99	3437.44
		72"(1829mm)	JDSW-2472-KFFS	■ ■	3336.35	3405.48	3470.25	3539.38
29"(737mm)	30"(762mm)	30"(762mm)	JDSW-3030-KFFS	■ ■	\$2792.15	\$2807.52	\$2956.77	\$2972.14
		36"(914mm)	JDSW-3036-KFFS	■ ■	2886.41	2909.46	3051.03	3074.08
		42"(1067mm)	JDSW-3042-KFFS	■ ■	2980.67	3011.40	3145.29	3176.02
		48"(1219mm)	JDSW-3048-KFFS	■ ■	3074.93	3113.34	3239.55	3277.96
		54"(1372mm)	JDSW-3054-KFFS	■ ■	3169.19	3215.28	3333.81	3379.90
		60"(1524mm)	JDSW-3060-KFFS	■ ■	3263.45	3317.22	3428.07	3481.84
		66"(1676mm)	JDSW-3066-KFFS	■ ■	3357.71	3419.16	3522.33	3583.78
		72"(1829mm)	JDSW-3072-KFFS	■ ■	3451.97	3521.10	3616.59	3685.72



JDSW-KFFSDS

Features

- Includes wood top, steel end panels, steel modesty panel, and assembly hardware.
- Wood veneer top has 3mm edgeband on user and guest edge, and 1mm edgeband on sides.
- Modesty panel is available with or without scallop wireway for cable management; scallop is centered at top of modesty panel.
- Glides provide 1.5"(38mm) adjustment range.
- Field assembled.

Specification Tip

- When placing a mobile, attached, or suspended pedestal inside the desk shell, pedestal depth must be at least 6"(152mm) less than nominal depth of top. See table.

Desk/Pedestal Nominal Depths

Desk Depth	Pedestal Depth
24"(610mm)	18"(457mm)
30"(762mm)	24"(610mm)

To Order, Specify:

- 1) Product number, including:

① Modesty Panel Height:

- B** 1/3 Height
- D** 3/4 Height, add \$101.34 list
- F** Full Height, add \$202.67 list

② Modesty Panel Cable Management:

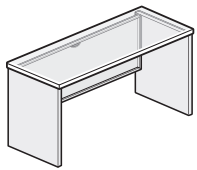
- N** No Scallop
- S** Scallop

- 2) Wood finish color for top.
- 3) Trim color for end panels.
- 4) Trim color for modesty panel.

X Series Desk Shells

Standard Rectangular Desk Shell — Wood Top with Laminate End Panels

Height	Depth	Width	Number	① ②	End Panel - Laminate A		End Panel - Laminate B	
					Modesty - Steel Trim A	Trim B	Modesty - Steel Trim A	Trim B
Top — Wood Group A								
29"(737mm)	24"(610mm)	30"(762mm)	JDSW-2430-KFFL	■ ■	\$2253.81	\$2269.18	\$2332.13	\$2347.50
		36"(914mm)	JDSW-2436-KFFL	■ ■	2339.91	2362.96	2418.23	2441.28
		42"(1067mm)	JDSW-2442-KFFL	■ ■	2426.01	2456.74	2504.33	2535.06
		48"(1219mm)	JDSW-2448-KFFL	■ ■	2512.11	2550.52	2590.43	2628.84
		54"(1372mm)	JDSW-2454-KFFL	■ ■	2598.21	2644.30	2676.53	2722.62
		60"(1524mm)	JDSW-2460-KFFL	■ ■	2684.31	2738.08	2762.63	2816.40
		66"(1676mm)	JDSW-2466-KFFL	■ ■	2770.41	2831.86	2848.73	2910.18
		72"(1829mm)	JDSW-2472-KFFL	■ ■	2856.51	2925.64	2934.83	3003.96
29"(737mm)	30"(762mm)	30"(762mm)	JDSW-3030-KFFL	■ ■	\$2364.51	\$2379.88	\$2445.59	\$2460.96
		36"(914mm)	JDSW-3036-KFFL	■ ■	2450.61	2473.66	2531.69	2554.74
		42"(1067mm)	JDSW-3042-KFFL	■ ■	2536.71	2567.44	2617.79	2648.52
		48"(1219mm)	JDSW-3048-KFFL	■ ■	2622.81	2661.22	2703.89	2742.30
		54"(1372mm)	JDSW-3054-KFFL	■ ■	2708.91	2755.00	2789.99	2836.08
		60"(1524mm)	JDSW-3060-KFFL	■ ■	2795.01	2848.78	2876.09	2929.86
		66"(1676mm)	JDSW-3066-KFFL	■ ■	2881.11	2942.56	2962.19	3023.64
		72"(1829mm)	JDSW-3072-KFFL	■ ■	2967.21	3036.34	3048.29	3117.42
Top — Wood Group B								
29"(737mm)	24"(610mm)	30"(762mm)	JDSW-2430-KFFL	■ ■	\$2343.85	\$2359.22	\$2422.17	\$2437.54
		36"(914mm)	JDSW-2436-KFFL	■ ■	2438.11	2461.16	2516.43	2539.48
		42"(1067mm)	JDSW-2442-KFFL	■ ■	2532.37	2563.10	2610.69	2641.42
		48"(1219mm)	JDSW-2448-KFFL	■ ■	2626.63	2665.04	2704.95	2743.36
		54"(1372mm)	JDSW-2454-KFFL	■ ■	2720.89	2766.98	2799.21	2845.30
		60"(1524mm)	JDSW-2460-KFFL	■ ■	2815.15	2868.92	2893.47	2947.24
		66"(1676mm)	JDSW-2466-KFFL	■ ■	2909.41	2970.86	2987.73	3049.18
		72"(1829mm)	JDSW-2472-KFFL	■ ■	3003.67	3072.80	3081.99	3151.12
29"(737mm)	30"(762mm)	30"(762mm)	JDSW-3030-KFFL	■ ■	\$2459.47	\$2474.84	\$2540.55	\$2555.92
		36"(914mm)	JDSW-3036-KFFL	■ ■	2553.73	2576.78	2634.81	2657.86
		42"(1067mm)	JDSW-3042-KFFL	■ ■	2647.99	2678.72	2729.07	2759.80
		48"(1219mm)	JDSW-3048-KFFL	■ ■	2742.25	2780.66	2823.33	2861.74
		54"(1372mm)	JDSW-3054-KFFL	■ ■	2836.51	2882.60	2917.59	2963.68
		60"(1524mm)	JDSW-3060-KFFL	■ ■	2930.77	2984.54	3011.85	3065.62
		66"(1676mm)	JDSW-3066-KFFL	■ ■	3025.03	3086.48	3106.11	3167.56
		72"(1829mm)	JDSW-3072-KFFL	■ ■	3119.29	3188.42	3200.37	3269.50



JDSW-KFFLDS

Features

- Includes wood top, laminate end panels, steel modesty panel, and assembly hardware.
- Wood veneer top has 3mm edgeband on user and guest edge, and 1mm edgeband on sides.
- Modesty panel is available with or without scallop wireway for cable management; scallop is centered at top of modesty panel.
- Glides provide 1.5"(38mm) adjustment range.
- Field assembled.

Specification Tip

- When placing a mobile, attached, or suspended pedestal inside the desk shell, pedestal depth must be at least 6"(152mm) less than nominal depth of top. See table.

Desk/Pedestal Nominal Depths

Desk Depth	Pedestal Depth
24"(610mm)	18"(457mm)
30"(762mm)	24"(610mm)

To Order, Specify:

- 1) Product number, including:

① Modesty Panel Height:

- B** 1/3 Height
- D** 3/4 Height, add **\$101.34** list
- F** Full Height, add **\$202.67** list

② Modesty Panel Cable Management:

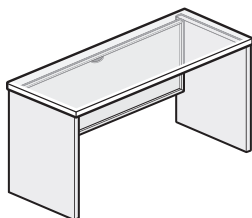
- N** No Scallop
- S** Scallop

- 2) Wood finish color for top.
- 3) Laminate color for end panels.
- 4) Edge trim color for end panels.
- 5) Trim color for modesty panel.

X Series Desk Shells

Standard Rectangular Desk Shell — Wood Top with Wood End Panels

Height	Depth	Width	Number	① ②	End Panel - Wood Group A		End Panel - Wood Group B	
					Modesty - Steel Trim A	Trim B	Modesty - Steel Trim A	Trim B
Top — Wood Group A								
29"(737mm)	24"(610mm)	30"(762mm)	JDSW-2430-KFFW	■ ■	\$2773.83	\$2789.20	\$3041.07	\$3056.44
		36"(914mm)	JDSW-2436-KFFW	■ ■	2859.93	2882.98	3127.17	3150.22
		42"(1067mm)	JDSW-2442-KFFW	■ ■	2946.03	2976.76	3213.27	3244.00
		48"(1219mm)	JDSW-2448-KFFW	■ ■	3032.13	3070.54	3299.37	3337.78
		54"(1372mm)	JDSW-2454-KFFW	■ ■	3118.23	3164.32	3385.47	3431.56
		60"(1524mm)	JDSW-2460-KFFW	■ ■	3204.33	3258.10	3471.57	3525.34
		66"(1676mm)	JDSW-2466-KFFW	■ ■	3290.43	3351.88	3557.67	3619.12
		72"(1829mm)	JDSW-2472-KFFW	■ ■	3376.53	3445.66	3643.77	3712.90
29"(737mm)	30"(762mm)	30"(762mm)	JDSW-3030-KFFW	■ ■	\$2884.53	\$2899.90	\$3158.37	\$3173.74
		36"(914mm)	JDSW-3036-KFFW	■ ■	2970.63	2993.68	3244.47	3267.52
		42"(1067mm)	JDSW-3042-KFFW	■ ■	3056.73	3087.46	3330.57	3361.30
		48"(1219mm)	JDSW-3048-KFFW	■ ■	3142.83	3181.24	3416.67	3455.08
		54"(1372mm)	JDSW-3054-KFFW	■ ■	3228.93	3275.02	3502.77	3548.86
		60"(1524mm)	JDSW-3060-KFFW	■ ■	3315.03	3368.80	3588.87	3642.64
		66"(1676mm)	JDSW-3066-KFFW	■ ■	3401.13	3462.58	3674.97	3736.42
		72"(1829mm)	JDSW-3072-KFFW	■ ■	3487.23	3556.36	3761.07	3830.20
Top — Wood Group B								
29"(737mm)	24"(610mm)	30"(762mm)	JDSW-2430-KFFW	■ ■	\$2863.87	\$2879.24	\$3131.11	\$3146.48
		36"(914mm)	JDSW-2436-KFFW	■ ■	2958.13	2981.18	3225.37	3248.42
		42"(1067mm)	JDSW-2442-KFFW	■ ■	3052.39	3083.12	3319.63	3350.36
		48"(1219mm)	JDSW-2448-KFFW	■ ■	3146.65	3185.06	3413.89	3452.30
		54"(1372mm)	JDSW-2454-KFFW	■ ■	3240.91	3287.00	3508.15	3554.24
		60"(1524mm)	JDSW-2460-KFFW	■ ■	3335.17	3388.94	3602.41	3656.18
		66"(1676mm)	JDSW-2466-KFFW	■ ■	3429.43	3490.88	3696.67	3758.12
		72"(1829mm)	JDSW-2472-KFFW	■ ■	3523.69	3592.82	3790.93	3860.06
29"(737mm)	30"(762mm)	30"(762mm)	JDSW-3030-KFFW	■ ■	\$2979.49	\$2994.86	\$3253.33	\$3268.70
		36"(914mm)	JDSW-3036-KFFW	■ ■	3073.75	3096.80	3347.59	3370.64
		42"(1067mm)	JDSW-3042-KFFW	■ ■	3168.01	3198.74	3441.85	3472.58
		48"(1219mm)	JDSW-3048-KFFW	■ ■	3262.27	3300.68	3536.11	3574.52
		54"(1372mm)	JDSW-3054-KFFW	■ ■	3356.53	3402.62	3630.37	3676.46
		60"(1524mm)	JDSW-3060-KFFW	■ ■	3450.79	3504.56	3724.63	3778.40
		66"(1676mm)	JDSW-3066-KFFW	■ ■	3545.05	3606.50	3818.89	3880.34
		72"(1829mm)	JDSW-3072-KFFW	■ ■	3639.31	3708.44	3913.15	3982.28



JDSW-KFFWDS

Features

- Includes wood top, wood end panels, steel modesty panel, and assembly hardware.
- Wood veneer top has 3mm edgeband on user and guest edge, and 1mm edgeband on sides.
- Modesty panel is available with or without scallop wireway for cable management; scallop is centered at top of modesty panel.
- Glides provide 1.5"(38mm) adjustment range.
- Field assembled.

Specification Tip

- When placing a mobile, attached, or suspended pedestal inside the desk shell, pedestal depth must be at least 6"(152mm) less than nominal depth of top. See table.

Desk/Pedestal Nominal Depths

Desk Depth	Pedestal Depth
24"(610mm)	18"(457mm)
30"(762mm)	24"(610mm)

To Order, Specify:

- 1) Product number, including:

① Modesty Panel Height:

- B** 1/3 Height
- D** 3/4 Height, add **\$101.34** list
- F** Full Height, add **\$202.67** list

② Modesty Panel Cable Management:

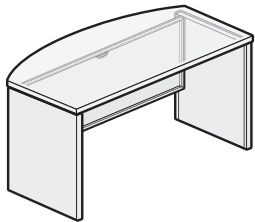
- N** No Scallop
- S** Scallop

- 2) Wood finish color for top.
- 3) Wood finish color for end panels.
- 4) Trim color for modesty panel.

X Series Desk Shells

Standard Bow Front Desk Shell — Laminate Top with Steel End Panels

Height	Depth	Width	Number	End Panel - Steel Trim A		End Panel - Steel Trim B	
				Modesty - Steel Trim A	Trim B	Modesty - Steel Trim A	Trim B
Top — Laminate A							
29"(737mm)	24"(610mm)	30"(762mm)	JDGL-2430-JFFS	\$2263.49	\$2278.86	\$2397.39	\$2412.76
		36"(914mm)	JDGL-2436-JFFS	2349.59	2372.64	2483.49	2506.54
		42"(1067mm)	JDGL-2442-JFFS	2435.69	2466.42	2569.59	2600.32
		48"(1219mm)	JDGL-2448-JFFS	2521.79	2560.20	2655.69	2694.10
		54"(1372mm)	JDGL-2454-JFFS	2607.89	2653.98	2741.79	2787.88
		60"(1524mm)	JDGL-2460-JFFS	2693.99	2747.76	2827.89	2881.66
		66"(1676mm)	JDGL-2466-JFFS	2780.09	2841.54	2913.99	2975.44
		72"(1829mm)	JDGL-2472-JFFS	2866.19	2935.32	3000.09	3069.22
29"(737mm)	30"(762mm)	30"(762mm)	JDGL-3030-JFFS	\$2347.49	\$2362.86	\$2512.11	\$2527.48
		36"(914mm)	JDGL-3036-JFFS	2433.59	2456.64	2598.21	2621.26
		42"(1067mm)	JDGL-3042-JFFS	2519.69	2550.42	2684.31	2715.04
		48"(1219mm)	JDGL-3048-JFFS	2605.79	2644.20	2770.41	2808.82
		54"(1372mm)	JDGL-3054-JFFS	2691.89	2737.98	2856.51	2902.60
		60"(1524mm)	JDGL-3060-JFFS	2777.99	2831.76	2942.61	2996.38
		66"(1676mm)	JDGL-3066-JFFS	2864.09	2925.54	3028.71	3090.16
		72"(1829mm)	JDGL-3072-JFFS	2950.19	3019.32	3114.81	3183.94
Top — Laminate B							
29"(737mm)	24"(610mm)	30"(762mm)	JDGL-2430-JFFS	\$2263.49	\$2346.81	\$2465.34	\$2480.71
		36"(914mm)	JDGL-2436-JFFS	2424.44	2447.49	2558.34	2581.39
		42"(1067mm)	JDGL-2442-JFFS	2517.44	2548.17	2651.34	2682.07
		48"(1219mm)	JDGL-2448-JFFS	2610.44	2648.85	2744.34	2782.75
		54"(1372mm)	JDGL-2454-JFFS	2703.44	2749.53	2837.34	2883.43
		60"(1524mm)	JDGL-2460-JFFS	2796.44	2850.21	2930.34	2984.11
		66"(1676mm)	JDGL-2466-JFFS	2889.44	2950.89	3023.34	3084.79
		72"(1829mm)	JDGL-2472-JFFS	2982.44	3051.57	3116.34	3185.47
29"(737mm)	30"(762mm)	30"(762mm)	JDGL-3030-JFFS	\$2419.28	\$2434.65	\$2583.90	\$2599.27
		36"(914mm)	JDGL-3036-JFFS	2512.28	2535.33	2676.90	2699.95
		42"(1067mm)	JDGL-3042-JFFS	2605.28	2636.01	2769.90	2800.63
		48"(1219mm)	JDGL-3048-JFFS	2698.28	2736.69	2862.90	2901.31
		54"(1372mm)	JDGL-3054-JFFS	2791.28	2837.37	2955.90	3001.99
		60"(1524mm)	JDGL-3060-JFFS	2884.28	2938.05	3048.90	3102.67
		66"(1676mm)	JDGL-3066-JFFS	2977.28	3038.73	3141.90	3203.35
		72"(1829mm)	JDGL-3072-JFFS	3070.28	3139.41	3234.90	3304.03



JDGL-JFFSDS

Features

- Includes laminate top, steel end panels, steel modesty panel, and assembly hardware.
- High-pressure laminate top has 3mm edgeband on user and guest edge, and 1mm edgeband on sides.
- Bow edge on guest side extends 6"(152mm) beyond end panels at the center of the desk.
- Modesty panel is available with or without scallop wireway for cable management; scallop is centered at top of modesty panel.
- Glides provide 1.5"(38mm) adjustment range.
- Field assembled.

Specification Tip

- When placing a mobile, attached, or suspended pedestal inside the desk shell, pedestal depth must be at least 6"(152mm) less than nominal depth of top. See table.

Desk/Pedestal Nominal Depths

Desk Depth	Pedestal Depth
24"(610mm)	18"(457mm)
30"(762mm)	24"(610mm)

To Order, Specify:

- 1) Product number, including:

① Modesty Panel Height:

- B** 1/3 Height
- D** 3/4 Height, add \$101.34 list
- F** Full Height, add \$202.67 list

② Modesty Panel Cable Management:

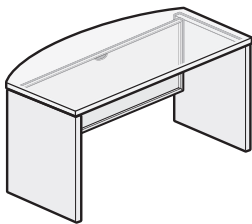
- N** No Scallop
- S** Scallop

- 2) Laminate color for top.
- 3) Edge trim color for top.
- 4) Trim color for end panels.
- 5) Trim color for modesty panel.

X Series Desk Shells

Standard Bow Front Desk Shell — Laminate Top with Laminate End Panels

Height	Depth	Width	Number	End Panel - Laminate A		End Panel - Laminate B	
				Modesty - Steel Trim A	Modesty - Steel Trim B	Modesty - Steel Trim A	Modesty - Steel Trim B
Top — Laminate A							
29"(737mm)	24"(610mm)	30"(762mm)	JDGL-2430-JFFL	\$1930.81	\$1946.18	\$2009.13	\$2024.50
		36"(914mm)	JDGL-2436-JFFL	2016.91	2039.96	2095.23	2118.28
		42"(1067mm)	JDGL-2442-JFFL	2103.01	2133.74	2181.33	2212.06
		48"(1219mm)	JDGL-2448-JFFL	2189.11	2227.52	2267.43	2305.84
		54"(1372mm)	JDGL-2454-JFFL	2275.21	2321.30	2353.53	2399.62
		60"(1524mm)	JDGL-2460-JFFL	2361.31	2415.08	2439.63	2493.40
		66"(1676mm)	JDGL-2466-JFFL	2447.41	2508.86	2525.73	2587.18
		72"(1829mm)	JDGL-2472-JFFL	2533.51	2602.64	2611.83	2680.96
29"(737mm)	30"(762mm)	30"(762mm)	JDGL-3030-JFFL	\$2014.81	\$2030.18	\$2095.89	\$2111.26
		36"(914mm)	JDGL-3036-JFFL	2100.91	2123.96	2181.99	2205.04
		42"(1067mm)	JDGL-3042-JFFL	2187.01	2217.74	2268.09	2298.82
		48"(1219mm)	JDGL-3048-JFFL	2273.11	2311.52	2354.19	2392.60
		54"(1372mm)	JDGL-3054-JFFL	2359.21	2405.30	2440.29	2486.38
		60"(1524mm)	JDGL-3060-JFFL	2445.31	2499.08	2526.39	2580.16
		66"(1676mm)	JDGL-3066-JFFL	2531.41	2592.86	2612.49	2673.94
		72"(1829mm)	JDGL-3072-JFFL	2617.51	2686.64	2698.59	2767.72
Top — Laminate B							
29"(737mm)	24"(610mm)	30"(762mm)	JDGL-2430-JFFL	\$1930.81	\$2014.13	\$2077.08	\$2092.45
		36"(914mm)	JDGL-2436-JFFL	2091.76	2114.81	2170.08	2193.13
		42"(1067mm)	JDGL-2442-JFFL	2184.76	2215.49	2263.08	2293.81
		48"(1219mm)	JDGL-2448-JFFL	2277.76	2316.17	2356.08	2394.49
		54"(1372mm)	JDGL-2454-JFFL	2370.76	2416.85	2449.08	2495.17
		60"(1524mm)	JDGL-2460-JFFL	2463.76	2517.53	2542.08	2595.85
		66"(1676mm)	JDGL-2466-JFFL	2556.76	2618.21	2635.08	2696.53
		72"(1829mm)	JDGL-2472-JFFL	2649.76	2718.89	2728.08	2797.21
29"(737mm)	30"(762mm)	30"(762mm)	JDGL-3030-JFFL	\$2086.60	\$2101.97	\$2167.68	\$2183.05
		36"(914mm)	JDGL-3036-JFFL	2179.60	2202.65	2260.68	2283.73
		42"(1067mm)	JDGL-3042-JFFL	2272.60	2303.33	2353.68	2384.41
		48"(1219mm)	JDGL-3048-JFFL	2365.60	2404.01	2446.68	2485.09
		54"(1372mm)	JDGL-3054-JFFL	2458.60	2504.69	2539.68	2585.77
		60"(1524mm)	JDGL-3060-JFFL	2551.60	2605.37	2632.68	2686.45
		66"(1676mm)	JDGL-3066-JFFL	2644.60	2706.05	2725.68	2787.13
		72"(1829mm)	JDGL-3072-JFFL	2737.60	2806.73	2818.68	2887.81



JDGL-JFFLDS

Features

- Includes laminate top, laminate end panels, steel modesty panel, and assembly hardware.
- High-pressure laminate top has 3mm edgeband on user and guest edge, and 1mm edgeband on sides.
- Bow edge on guest side extends 6"(152mm) beyond end panels at the center of the desk.
- Modesty panel is available with or without scallop wireway for cable management; scallop is centered at top of modesty panel.
- Glides provide 1.5"(38mm) adjustment range.
- Field assembled.

Specification Tip

- When placing a mobile, attached, or suspended pedestal inside the desk shell, pedestal depth must be at least 6"(152mm) less than nominal depth of top. See table.

Desk/Pedestal Nominal Depths

Desk Depth	Pedestal Depth
24"(610mm)	18"(457mm)
30"(762mm)	24"(610mm)

To Order, Specify:

1) Product number, including:

1 Modesty Panel Height:

- B** 1/3 Height
- D** 3/4 Height, add **\$101.34** list
- F** Full Height, add **\$202.67** list

2 Modesty Panel Cable Management:

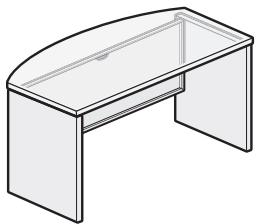
- N** No Scallop
- S** Scallop

- 2) Laminate color for top.
- 3) Edge trim color for top.
- 4) Laminate color for end panels.
- 5) Edge trim color for end panels.
- 6) Trim color for modesty panel.

X Series Desk Shells

Standard Bow Front Desk Shell — Laminate Top with Wood End Panels

Height	Depth	Width	Number	① ②	End Panel - Wood Group A		End Panel - Wood Group B	
					Modesty - Steel Trim A	Trim B	Modesty - Steel Trim A	Trim B
Top — Laminate A								
29"(737mm)	24"(610mm)	30"(762mm)	JDGL-2430-JFFW	■ ■	\$2450.83	\$2466.20	\$2718.07	\$2733.44
		36"(914mm)	JDGL-2436-JFFW	■ ■	2536.93	2559.98	2804.17	2827.22
		42"(1067mm)	JDGL-2442-JFFW	■ ■	2623.03	2653.76	2890.27	2921.00
		48"(1219mm)	JDGL-2448-JFFW	■ ■	2709.13	2747.54	2976.37	3014.78
		54"(1372mm)	JDGL-2454-JFFW	■ ■	2795.23	2841.32	3062.47	3108.56
		60"(1524mm)	JDGL-2460-JFFW	■ ■	2881.33	2935.10	3148.57	3202.34
		66"(1676mm)	JDGL-2466-JFFW	■ ■	2967.43	3028.88	3234.67	3296.12
		72"(1829mm)	JDGL-2472-JFFW	■ ■	3053.53	3122.66	3320.77	3389.90
29"(737mm)	30"(762mm)	30"(762mm)	JDGL-3030-JFFW	■ ■	\$2534.83	\$2550.20	\$2808.67	\$2824.04
		36"(914mm)	JDGL-3036-JFFW	■ ■	2620.93	2643.98	2894.77	2917.82
		42"(1067mm)	JDGL-3042-JFFW	■ ■	2707.03	2737.76	2980.87	3011.60
		48"(1219mm)	JDGL-3048-JFFW	■ ■	2793.13	2831.54	3066.97	3105.38
		54"(1372mm)	JDGL-3054-JFFW	■ ■	2879.23	2925.32	3153.07	3199.16
		60"(1524mm)	JDGL-3060-JFFW	■ ■	2965.33	3019.10	3239.17	3292.94
		66"(1676mm)	JDGL-3066-JFFW	■ ■	3051.43	3112.88	3325.27	3386.72
		72"(1829mm)	JDGL-3072-JFFW	■ ■	3137.53	3206.66	3411.37	3480.50
Top — Laminate B								
29"(737mm)	24"(610mm)	30"(762mm)	JDGL-2430-JFFW	■ ■	\$2518.78	\$2534.15	\$2786.02	\$2801.39
		36"(914mm)	JDGL-2436-JFFW	■ ■	2611.78	2634.83	2879.02	2902.07
		42"(1067mm)	JDGL-2442-JFFW	■ ■	2704.78	2735.51	2972.02	3002.75
		48"(1219mm)	JDGL-2448-JFFW	■ ■	2797.78	2836.19	3065.02	3103.43
		54"(1372mm)	JDGL-2454-JFFW	■ ■	2890.78	2936.87	3158.02	3204.11
		60"(1524mm)	JDGL-2460-JFFW	■ ■	2983.78	3037.55	3251.02	3304.79
		66"(1676mm)	JDGL-2466-JFFW	■ ■	3076.78	3138.23	3344.02	3405.47
		72"(1829mm)	JDGL-2472-JFFW	■ ■	3169.78	3238.91	3437.02	3506.15
29"(737mm)	30"(762mm)	30"(762mm)	JDGL-3030-JFFW	■ ■	\$2606.62	\$2621.99	\$2880.46	\$2895.83
		36"(914mm)	JDGL-3036-JFFW	■ ■	2699.62	2722.67	2973.46	2996.51
		42"(1067mm)	JDGL-3042-JFFW	■ ■	2792.62	2823.35	3066.46	3097.19
		48"(1219mm)	JDGL-3048-JFFW	■ ■	2885.62	2924.03	3159.46	3197.87
		54"(1372mm)	JDGL-3054-JFFW	■ ■	2978.62	3024.71	3252.46	3298.55
		60"(1524mm)	JDGL-3060-JFFW	■ ■	3071.62	3125.39	3345.46	3399.23
		66"(1676mm)	JDGL-3066-JFFW	■ ■	3164.62	3226.07	3438.46	3499.91
		72"(1829mm)	JDGL-3072-JFFW	■ ■	3257.62	3326.75	3531.46	3600.59



JDGL-JFFWDS

Features

- Includes laminate top, wood end panels, steel modesty panel, and assembly hardware.
- High-pressure laminate top has 3mm edgeband on user and guest edge, and 1mm edgeband on sides.
- Bow edge on guest side extends 6"(152mm) beyond end panels at the center of the desk.
- Modesty panel is available with or without scallop wireway for cable management; scallop is centered at top of modesty panel.
- Glides provide 1.5"(38mm) adjustment range.
- Field assembled.

Specification Tip

- When placing a mobile, attached, or suspended pedestal inside the desk shell, pedestal depth must be at least 6"(152mm) less than nominal depth of top. See table.

Desk/Pedestal Nominal Depths

Desk Depth	Pedestal Depth
24"(610mm)	18"(457mm)
30"(762mm)	24"(610mm)

To Order, Specify:

- 1) Product number, including:

① Modesty Panel Height:

- B** 1/3 Height
- D** 3/4 Height, add \$101.34 list
- F** Full Height, add \$202.67 list

② Modesty Panel Cable Management:

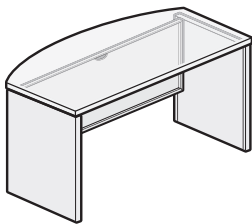
- N** No Scallop
- S** Scallop

- 2) Laminate color for top.
- 3) Edge trim color for top.
- 4) Wood finish color for end panels.
- 5) Trim color for modesty panel.

X Series Desk Shells

Standard Bow Front Desk Shell — Wood Top with Steel End Panels

Height	Depth	Width	Number	① ②	End Panel - Steel Trim A		End Panel - Steel Trim B	
					Modesty - Steel Trim A	Trim B	Modesty - Steel Trim A	Trim B
Top — Wood Group A								
29"(737mm)	24"(610mm)	30"(762mm)	JDGW-2430-KFFS	■ ■	\$2748.99	\$2764.36	\$2882.89	\$2898.26
		36"(914mm)	JDGW-2436-KFFS	■ ■	2835.09	2858.14	2968.99	2992.04
		42"(1067mm)	JDGW-2442-KFFS	■ ■	2921.19	2951.92	3055.09	3085.82
		48"(1219mm)	JDGW-2448-KFFS	■ ■	3007.29	3045.70	3141.19	3179.60
		54"(1372mm)	JDGW-2454-KFFS	■ ■	3093.39	3139.48	3227.29	3273.38
		60"(1524mm)	JDGW-2460-KFFS	■ ■	3179.49	3233.26	3313.39	3367.16
		66"(1676mm)	JDGW-2466-KFFS	■ ■	3265.59	3327.04	3399.49	3460.94
		72"(1829mm)	JDGW-2472-KFFS	■ ■	3351.69	3420.82	3485.59	3554.72
29"(737mm)	30"(762mm)	30"(762mm)	JDGW-3030-KFFS	■ ■	\$2859.69	\$2875.06	\$3024.31	\$3039.68
		36"(914mm)	JDGW-3036-KFFS	■ ■	2945.79	2968.84	3110.41	3133.46
		42"(1067mm)	JDGW-3042-KFFS	■ ■	3031.89	3062.62	3196.51	3227.24
		48"(1219mm)	JDGW-3048-KFFS	■ ■	3117.99	3156.40	3282.61	3321.02
		54"(1372mm)	JDGW-3054-KFFS	■ ■	3204.09	3250.18	3368.71	3414.80
		60"(1524mm)	JDGW-3060-KFFS	■ ■	3290.19	3343.96	3454.81	3508.58
		66"(1676mm)	JDGW-3066-KFFS	■ ■	3376.29	3437.74	3540.91	3602.36
		72"(1829mm)	JDGW-3072-KFFS	■ ■	3462.39	3531.52	3627.01	3696.14
Top — Wood Group B								
29"(737mm)	24"(610mm)	30"(762mm)	JDGW-2430-KFFS	■ ■	\$2867.93	\$2883.30	\$3001.83	\$3017.20
		36"(914mm)	JDGW-2436-KFFS	■ ■	2962.19	2985.24	3096.09	3119.14
		42"(1067mm)	JDGW-2442-KFFS	■ ■	3056.45	3087.18	3190.35	3221.08
		48"(1219mm)	JDGW-2448-KFFS	■ ■	3150.71	3189.12	3284.61	3323.02
		54"(1372mm)	JDGW-2454-KFFS	■ ■	3244.97	3291.06	3378.87	3424.96
		60"(1524mm)	JDGW-2460-KFFS	■ ■	3339.23	3393.00	3473.13	3526.90
		66"(1676mm)	JDGW-2466-KFFS	■ ■	3433.49	3494.94	3567.39	3628.84
		72"(1829mm)	JDGW-2472-KFFS	■ ■	3527.75	3596.88	3661.65	3730.78
29"(737mm)	30"(762mm)	30"(762mm)	JDGW-3030-KFFS	■ ■	\$2983.55	\$2998.92	\$3148.17	\$3163.54
		36"(914mm)	JDGW-3036-KFFS	■ ■	3077.81	3100.86	3242.43	3265.48
		42"(1067mm)	JDGW-3042-KFFS	■ ■	3172.07	3202.80	3336.69	3367.42
		48"(1219mm)	JDGW-3048-KFFS	■ ■	3266.33	3304.74	3430.95	3469.36
		54"(1372mm)	JDGW-3054-KFFS	■ ■	3360.59	3406.68	3525.21	3571.30
		60"(1524mm)	JDGW-3060-KFFS	■ ■	3454.85	3508.62	3619.47	3673.24
		66"(1676mm)	JDGW-3066-KFFS	■ ■	3549.11	3610.56	3713.73	3775.18
		72"(1829mm)	JDGW-3072-KFFS	■ ■	3643.37	3712.50	3807.99	3877.12



JDGW-KFFSDS

Features

- Includes wood top, steel end panels, steel modesty panel, and assembly hardware.
- Wood veneer top has 3mm edgeband on user and guest edge, and 1mm edgeband on sides.
- Bow edge on guest side extends 6"(152mm) beyond end panels at the center of the desk.
- Modesty panel is available with or without scallop wireway for cable management; scallop is centered at top of modesty panel.
- Glides provide 1.5"(38mm) adjustment range.
- Field assembled.

Specification Tip

- When placing a mobile, attached, or suspended pedestal inside the desk shell, pedestal depth must be at least 6"(152mm) less than nominal depth of top. See table.

Desk/Pedestal Nominal Depths

Desk Depth	Pedestal Depth
24"(610mm)	18"(457mm)
30"(762mm)	24"(610mm)

To Order, Specify:

- 1) Product number, including:

① Modesty Panel Height:

- B** 1/3 Height
- D** 3/4 Height, add \$101.34 list
- F** Full Height, add \$202.67 list

② Modesty Panel Cable Management:

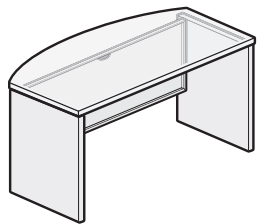
- N** No Scallop
- S** Scallop

- 2) Wood finish color for top.
- 3) Trim color for end panels.
- 4) Trim color for modesty panel.

X Series Desk Shells

Standard Bow Front Desk Shell — Wood Top with Laminate End Panels

Height	Depth	Width	Number	① ②	End Panel - Laminate A		End Panel - Laminate B	
					Modesty - Steel Trim A	Trim B	Modesty - Steel Trim A	Trim B
Top — Wood Group A								
29"(737mm)	24"(610mm)	30"(762mm)	JDGW-2430-KFFL	■ ■	\$2416.31	\$2431.68	\$2494.63	\$2510.00
		36"(914mm)	JDGW-2436-KFFL	■ ■	2502.41	2525.46	2580.73	2603.78
		42"(1067mm)	JDGW-2442-KFFL	■ ■	2588.51	2619.24	2666.83	2697.56
		48"(1219mm)	JDGW-2448-KFFL	■ ■	2674.61	2713.02	2752.93	2791.34
		54"(1372mm)	JDGW-2454-KFFL	■ ■	2760.71	2806.80	2839.03	2885.12
		60"(1524mm)	JDGW-2460-KFFL	■ ■	2846.81	2900.58	2925.13	2978.90
		66"(1676mm)	JDGW-2466-KFFL	■ ■	2932.91	2994.36	3011.23	3072.68
		72"(1829mm)	JDGW-2472-KFFL	■ ■	3019.01	3088.14	3097.33	3166.46
29"(737mm)	30"(762mm)	30"(762mm)	JDGW-3030-KFFL	■ ■	\$2527.01	\$2542.38	\$2608.09	\$2623.46
		36"(914mm)	JDGW-3036-KFFL	■ ■	2613.11	2636.16	2694.19	2717.24
		42"(1067mm)	JDGW-3042-KFFL	■ ■	2699.21	2729.94	2780.29	2811.02
		48"(1219mm)	JDGW-3048-KFFL	■ ■	2785.31	2823.72	2866.39	2904.80
		54"(1372mm)	JDGW-3054-KFFL	■ ■	2871.41	2917.50	2952.49	2998.58
		60"(1524mm)	JDGW-3060-KFFL	■ ■	2957.51	3011.28	3038.59	3092.36
		66"(1676mm)	JDGW-3066-KFFL	■ ■	3043.61	3105.06	3124.69	3186.14
		72"(1829mm)	JDGW-3072-KFFL	■ ■	3129.71	3198.84	3210.79	3279.92
Top — Wood Group B								
29"(737mm)	24"(610mm)	30"(762mm)	JDGW-2430-KFFL	■ ■	\$2535.25	\$2550.62	\$2613.57	\$2628.94
		36"(914mm)	JDGW-2436-KFFL	■ ■	2629.51	2652.56	2707.83	2730.88
		42"(1067mm)	JDGW-2442-KFFL	■ ■	2723.77	2754.50	2802.09	2832.82
		48"(1219mm)	JDGW-2448-KFFL	■ ■	2818.03	2856.44	2896.35	2934.76
		54"(1372mm)	JDGW-2454-KFFL	■ ■	2912.29	2958.38	2990.61	3036.70
		60"(1524mm)	JDGW-2460-KFFL	■ ■	3006.55	3060.32	3084.87	3138.64
		66"(1676mm)	JDGW-2466-KFFL	■ ■	3100.81	3162.26	3179.13	3240.58
		72"(1829mm)	JDGW-2472-KFFL	■ ■	3195.07	3264.20	3273.39	3342.52
29"(737mm)	30"(762mm)	30"(762mm)	JDGW-3030-KFFL	■ ■	\$2650.87	\$2666.24	\$2731.95	\$2747.32
		36"(914mm)	JDGW-3036-KFFL	■ ■	2745.13	2768.18	2826.21	2849.26
		42"(1067mm)	JDGW-3042-KFFL	■ ■	2839.39	2870.12	2920.47	2951.20
		48"(1219mm)	JDGW-3048-KFFL	■ ■	2933.65	2972.06	3014.73	3053.14
		54"(1372mm)	JDGW-3054-KFFL	■ ■	3027.91	3074.00	3108.99	3155.08
		60"(1524mm)	JDGW-3060-KFFL	■ ■	3122.17	3175.94	3203.25	3257.02
		66"(1676mm)	JDGW-3066-KFFL	■ ■	3216.43	3277.88	3297.51	3358.96
		72"(1829mm)	JDGW-3072-KFFL	■ ■	3310.69	3379.82	3391.77	3460.90



JDGW-KFFLDS

Features

- Includes wood top, laminate end panels, steel modesty panel, and assembly hardware.
- Wood veneer top has 3mm edgeband on user and guest edge, and 1mm edgeband on sides.
- Bow edge on guest side extends 6"(152mm) beyond end panels at the center of the desk.
- Modesty panel is available with or without scallop wireway for cable management; scallop is centered at top of modesty panel.
- Glides provide 1.5"(38mm) adjustment range.
- Field assembled.

Specification Tip

- When placing a mobile, attached, or suspended pedestal inside the desk shell, pedestal depth must be at least 6"(152mm) less than nominal depth of top. See table.

Desk/Pedestal Nominal Depths

Desk Depth	Pedestal Depth
24"(610mm)	18"(457mm)
30"(762mm)	24"(610mm)

To Order, Specify:

- 1) Product number, including:

① Modesty Panel Height:

- B** 1/3 Height
- D** 3/4 Height, add **\$101.34** list
- F** Full Height, add **\$202.67** list

② Modesty Panel Cable Management:

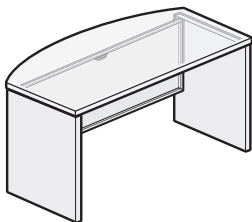
- N** No Scallop
- S** Scallop

- 2) Wood finish color for top.
- 3) Laminate color for end panels.
- 4) Edge trim color for end panels.
- 5) Trim color for modesty panel.

X Series Desk Shells

Standard Bow Front Desk Shell — Wood Top with Wood End Panels

Height	Depth	Width	Number	End Panel - Wood Group A		End Panel - Wood Group B		
				Modesty - Steel Trim A	Modesty - Steel Trim B	Modesty - Steel Trim A	Modesty - Steel Trim B	
Top — Wood Group A								
29"(737mm)	24"(610mm)	30"(762mm)	JDGW-2430-KFFW	\$2936.33	\$2951.70	\$3203.57	\$3218.94	
		36"(914mm)	JDGW-2436-KFFW	3022.43	3045.48	3289.67	3312.72	
		42"(1067mm)	JDGW-2442-KFFW	3108.53	3139.26	3375.77	3406.50	
		48"(1219mm)	JDGW-2448-KFFW	3194.63	3233.04	3461.87	3500.28	
		54"(1372mm)	JDGW-2454-KFFW	3280.73	3326.82	3547.97	3594.06	
		60"(1524mm)	JDGW-2460-KFFW	3366.83	3420.60	3634.07	3687.84	
		66"(1676mm)	JDGW-2466-KFFW	3452.93	3514.38	3720.17	3781.62	
		72"(1829mm)	JDGW-2472-KFFW	3539.03	3608.16	3806.27	3875.40	
29"(737mm)	30"(762mm)	30"(762mm)	JDGW-3030-KFFW	\$3047.03	\$3062.40	\$3320.87	\$3336.24	
		36"(914mm)	JDGW-3036-KFFW	3133.13	3156.18	3406.97	3430.02	
		42"(1067mm)	JDGW-3042-KFFW	3219.23	3249.96	3493.07	3523.80	
		48"(1219mm)	JDGW-3048-KFFW	3305.33	3343.74	3579.17	3617.58	
		54"(1372mm)	JDGW-3054-KFFW	3391.43	3437.52	3665.27	3711.36	
		60"(1524mm)	JDGW-3060-KFFW	3477.53	3531.30	3751.37	3805.14	
		66"(1676mm)	JDGW-3066-KFFW	3563.63	3625.08	3837.47	3898.92	
		72"(1829mm)	JDGW-3072-KFFW	3649.73	3718.86	3923.57	3992.70	
Top — Wood Group B								
29"(737mm)	24"(610mm)	30"(762mm)	JDGW-2430-KFFW	\$3055.27	\$3070.64	\$3322.51	\$3337.88	
		36"(914mm)	JDGW-2436-KFFW	3149.53	3172.58	3416.77	3439.82	
		42"(1067mm)	JDGW-2442-KFFW	3243.79	3274.52	3511.03	3541.76	
		48"(1219mm)	JDGW-2448-KFFW	3338.05	3376.46	3605.29	3643.70	
		54"(1372mm)	JDGW-2454-KFFW	3432.31	3478.40	3699.55	3745.64	
		60"(1524mm)	JDGW-2460-KFFW	3526.57	3580.34	3793.81	3847.58	
		66"(1676mm)	JDGW-2466-KFFW	3620.83	3682.28	3888.07	3949.52	
		72"(1829mm)	JDGW-2472-KFFW	3715.09	3784.22	3982.33	4051.46	
29"(737mm)	30"(762mm)	30"(762mm)	JDGW-3030-KFFW	\$3170.89	\$3186.26	\$3444.73	\$3460.10	
		36"(914mm)	JDGW-3036-KFFW	3265.15	3288.20	3538.99	3562.04	
		42"(1067mm)	JDGW-3042-KFFW	3359.41	3390.14	3633.25	3663.98	
		48"(1219mm)	JDGW-3048-KFFW	3453.67	3492.08	3727.51	3765.92	
		54"(1372mm)	JDGW-3054-KFFW	3547.93	3594.02	3821.77	3867.86	
		60"(1524mm)	JDGW-3060-KFFW	3642.19	3695.96	3916.03	3969.80	
		66"(1676mm)	JDGW-3066-KFFW	3736.45	3797.90	4010.29	4071.74	
		72"(1829mm)	JDGW-3072-KFFW	3830.71	3899.84	4104.55	4173.68	



JDGW-KFFWDS

Features

- Includes wood top, wood end panels, steel modesty panel, and assembly hardware.
- Wood veneer top has 3mm edgeband on user and guest edge, and 1mm edgeband on sides.
- Bow edge on guest side extends 6"(152mm) beyond end panels at the center of the desk.
- Modesty panel is available with or without scallop wireway for cable management; scallop is centered at top of modesty panel.
- Glides provide 1.5"(38mm) adjustment range.
- Field assembled.

Specification Tip

- When placing a mobile, attached, or suspended pedestal inside the desk shell, pedestal depth must be at least 6"(152mm) less than nominal depth of top. See table.

Desk/Pedestal Nominal Depths

Desk Depth	Pedestal Depth
24"(610mm)	18"(457mm)
30"(762mm)	24"(610mm)

To Order, Specify:

- 1) Product number, including:

1 Modesty Panel Height:

- B** 1/3 Height
- D** 3/4 Height, add **\$101.34** list
- F** Full Height, add **\$202.67** list

2 Modesty Panel Cable Management:

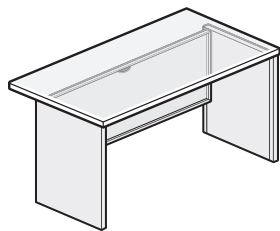
- N** No Scallop
- S** Scallop

- 2) Wood finish color for top.
- 3) Wood finish color for end panels.
- 4) Trim color for modesty panel.

X Series Desk Shells

Executive Rectangular Desk Shell — Laminate Top with Steel End Panels

Height	Depth	Width	Number	End Panel - Steel Trim A		End Panel - Steel Trim B		
				Modesty - Steel Trim A	Trim B	Modesty - Steel Trim A	Trim B	
Top — Laminate A								
29"(737mm)	30"(762mm)	30"(762mm)	JDXL-3030-JFFS	①	\$2211.75	\$2227.12	\$2376.37	\$2391.74
		36"(914mm)	JDXL-3036-JFFS	②	2297.85	2320.90	2462.47	2485.52
		42"(1067mm)	JDXL-3042-JFFS		2383.95	2414.68	2548.57	2579.30
		48"(1219mm)	JDXL-3048-JFFS		2470.05	2508.46	2634.67	2673.08
		54"(1372mm)	JDXL-3054-JFFS		2556.15	2602.24	2720.77	2766.86
		60"(1524mm)	JDXL-3060-JFFS		2642.25	2696.02	2806.87	2860.64
		66"(1676mm)	JDXL-3066-JFFS		2728.35	2789.80	2892.97	2954.42
		72"(1829mm)	JDXL-3072-JFFS		2814.45	2883.58	2979.07	3048.20
29"(737mm)	36"(914mm)	30"(762mm)	JDXL-3630-JFFS	①	\$2295.75	\$2311.12	\$2491.09	\$2506.46
		36"(914mm)	JDXL-3636-JFFS	②	2381.85	2404.90	2577.19	2600.24
		42"(1067mm)	JDXL-3642-JFFS		2467.95	2498.68	2663.29	2694.02
		48"(1219mm)	JDXL-3648-JFFS		2554.05	2592.46	2749.39	2787.80
		54"(1372mm)	JDXL-3654-JFFS		2640.15	2686.24	2835.49	2881.58
		60"(1524mm)	JDXL-3660-JFFS		2726.25	2780.02	2921.59	2975.36
		66"(1676mm)	JDXL-3666-JFFS		2812.35	2873.80	3007.69	3069.14
		72"(1829mm)	JDXL-3672-JFFS		2898.45	2967.58	3093.79	3162.92
Top — Laminate B								
29"(737mm)	30"(762mm)	30"(762mm)	JDXL-3030-JFFS	①	\$2272.69	\$2288.06	\$2437.31	\$2452.68
		36"(914mm)	JDXL-3036-JFFS	②	2365.69	2388.74	2530.31	2553.36
		42"(1067mm)	JDXL-3042-JFFS		2458.69	2489.42	2623.31	2654.04
		48"(1219mm)	JDXL-3048-JFFS		2551.69	2590.10	2716.31	2754.72
		54"(1372mm)	JDXL-3054-JFFS		2644.69	2690.78	2809.31	2855.40
		60"(1524mm)	JDXL-3060-JFFS		2737.69	2791.46	2902.31	2956.08
		66"(1676mm)	JDXL-3066-JFFS		2830.69	2892.14	2995.31	3056.76
		72"(1829mm)	JDXL-3072-JFFS		2923.69	2992.82	3088.31	3157.44
29"(737mm)	36"(914mm)	30"(762mm)	JDXL-3630-JFFS	①	\$2360.53	\$2375.90	\$2555.87	\$2571.24
		36"(914mm)	JDXL-3636-JFFS	②	2453.53	2476.58	2648.87	2671.92
		42"(1067mm)	JDXL-3642-JFFS		2546.53	2577.26	2741.87	2772.60
		48"(1219mm)	JDXL-3648-JFFS		2639.53	2677.94	2834.87	2873.28
		54"(1372mm)	JDXL-3654-JFFS		2732.53	2778.62	2927.87	2973.96
		60"(1524mm)	JDXL-3660-JFFS		2825.53	2879.30	3020.87	3074.64
		66"(1676mm)	JDXL-3666-JFFS		2918.53	2979.98	3113.87	3175.32
		72"(1829mm)	JDXL-3672-JFFS		3011.53	3080.66	3206.87	3276.00



JDXL-JFFSDS

Features

- Includes laminate top, steel end panels, steel modesty panel, and assembly hardware.
- High-pressure laminate top has 3mm edgeband on user and guest edge, and 1mm edgeband on sides.
- Edge on guest side extends 6"(152mm) beyond end panels along the entire width of the desk.
- Modesty panel is available with or without scallop wireway for cable management; scallop is centered at top of modesty panel.
- Glides provide 1.5"(38mm) adjustment range.
- Field assembled.

Specification Tip

- When placing a mobile, attached, or suspended pedestal inside the desk shell, pedestal depth must be at least 12"(305mm) less than nominal depth of top. See table.

Desk/Pedestal Nominal Depths

Desk Depth	Pedestal Depth
30"(762mm)	18"(457mm)
36"(914mm)	24"(610mm)

To Order, Specify:

- 1) Product number, including:

① Modesty Panel Height:

- B** 1/3 Height
- D** 3/4 Height, add \$101.34 list
- F** Full Height, add \$202.67 list

② Modesty Panel Cable Management:

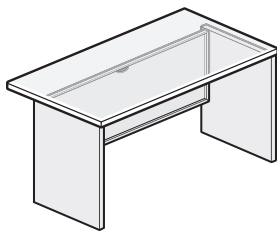
- N** No Scallop
- S** Scallop

- 2) Laminate color for top.
- 3) Edge trim color for top.
- 4) Trim color for end panels.
- 5) Trim color for modesty panel.

X Series Desk Shells

Executive Rectangular Desk Shell — Laminate Top with Laminate End Panels

Height	Depth	Width	Number	End Panel - Laminate A		End Panel - Laminate B		
				Modesty - Steel Trim A	Modesty - Steel Trim B	Modesty - Steel Trim A	Modesty - Steel Trim B	
Top — Laminate A								
29"(737mm)	30"(762mm)	30"(762mm)	JDXL-3030-JFFL	\$1879.07	\$1894.44	\$1960.15	\$1975.52	
		36"(914mm)	JDXL-3036-JFFL	1965.17	1988.22	2046.25	2069.30	
		42"(1067mm)	JDXL-3042-JFFL	2051.27	2082.00	2132.35	2163.08	
		48"(1219mm)	JDXL-3048-JFFL	2137.37	2175.78	2218.45	2256.86	
		54"(1372mm)	JDXL-3054-JFFL	2223.47	2269.56	2304.55	2350.64	
		60"(1524mm)	JDXL-3060-JFFL	2309.57	2363.34	2390.65	2444.42	
		66"(1676mm)	JDXL-3066-JFFL	2395.67	2457.12	2476.75	2538.20	
		72"(1829mm)	JDXL-3072-JFFL	2481.77	2550.90	2562.85	2631.98	
29"(737mm)	36"(914mm)	30"(762mm)	JDXL-3630-JFFL	\$1963.07	\$1978.44	\$2046.91	\$2062.28	
		36"(914mm)	JDXL-3636-JFFL	2049.17	2072.22	2133.01	2156.06	
		42"(1067mm)	JDXL-3642-JFFL	2135.27	2166.00	2219.11	2249.84	
		48"(1219mm)	JDXL-3648-JFFL	2221.37	2259.78	2305.21	2343.62	
		54"(1372mm)	JDXL-3654-JFFL	2307.47	2353.56	2391.31	2437.40	
		60"(1524mm)	JDXL-3660-JFFL	2393.57	2447.34	2477.41	2531.18	
		66"(1676mm)	JDXL-3666-JFFL	2479.67	2541.12	2563.51	2624.96	
		72"(1829mm)	JDXL-3672-JFFL	2565.77	2634.90	2649.61	2718.74	
Top — Laminate B								
29"(737mm)	30"(762mm)	30"(762mm)	JDXL-3030-JFFL	\$1940.01	\$1955.38	\$2021.09	\$2036.46	
		36"(914mm)	JDXL-3036-JFFL	2033.01	2056.06	2114.09	2137.14	
		42"(1067mm)	JDXL-3042-JFFL	2126.01	2156.74	2207.09	2237.82	
		48"(1219mm)	JDXL-3048-JFFL	2219.01	2257.42	2300.09	2338.50	
		54"(1372mm)	JDXL-3054-JFFL	2312.01	2358.10	2393.09	2439.18	
		60"(1524mm)	JDXL-3060-JFFL	2405.01	2458.78	2486.09	2539.86	
		66"(1676mm)	JDXL-3066-JFFL	2498.01	2559.46	2579.09	2640.54	
		72"(1829mm)	JDXL-3072-JFFL	2591.01	2660.14	2672.09	2741.22	
29"(737mm)	36"(914mm)	30"(762mm)	JDXL-3630-JFFL	\$2027.85	\$2043.22	\$2111.69	\$2127.06	
		36"(914mm)	JDXL-3636-JFFL	2120.85	2143.90	2204.69	2227.74	
		42"(1067mm)	JDXL-3642-JFFL	2213.85	2244.58	2297.69	2328.42	
		48"(1219mm)	JDXL-3648-JFFL	2306.85	2345.26	2390.69	2429.10	
		54"(1372mm)	JDXL-3654-JFFL	2399.85	2445.94	2483.69	2529.78	
		60"(1524mm)	JDXL-3660-JFFL	2492.85	2546.62	2576.69	2630.46	
		66"(1676mm)	JDXL-3666-JFFL	2585.85	2647.30	2669.69	2731.14	
		72"(1829mm)	JDXL-3672-JFFL	2678.85	2747.98	2762.69	2831.82	



JDXL-JFFLDS

Features

- Includes laminate top, laminate end panels, steel modesty panel, and assembly hardware.
- High-pressure laminate top has 3mm edgeband on user and guest edge, and 1mm edgeband on sides.
- Edge on guest side extends 6"(152mm) beyond end panels along the entire width of the desk.
- Modesty panel is available with or without scallop wireway for cable management; scallop is centered at top of modesty panel.
- Glides provide 1.5"(38mm) adjustment range.
- Field assembled.

Specification Tip

- When placing a mobile, attached, or suspended pedestal inside the desk shell, pedestal depth must be at least 12"(305mm) less than nominal depth of top. See table.

Desk/Pedestal Nominal Depths

Desk Depth	Pedestal Depth
30"(762mm)	18"(457mm)
36"(914mm)	24"(610mm)

To Order, Specify:

- 1) Product number, including:

1 Modesty Panel Height:

- B** 1/3 Height
- D** 3/4 Height, add \$101.34 list
- F** Full Height, add \$202.67 list

2 Modesty Panel Cable Management:

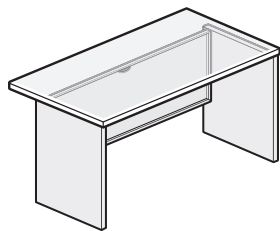
- N** No Scallop
- S** Scallop

- 2) Laminate color for top.
- 3) Edge trim color for top.
- 4) Laminate color for end panels.
- 5) Edge trim color for end panels.
- 6) Trim color for modesty panel.

X Series Desk Shells

Executive Rectangular Desk Shell — Laminate Top with Wood End Panels

Height	Depth	Width	Number	① ②	End Panel - Wood Group A		End Panel - Wood Group B			
					Modesty - Steel Trim A	Trim B	Modesty - Steel Trim A	Trim B		
Top — Laminate A										
29"(737mm)	30"(762mm)	30"(762mm)	JDXL-3030-JFFW	■ ■	\$2399.09	\$2414.46	\$2672.93	\$2688.30		
		36"(914mm)	JDXL-3036-JFFW	■ ■	2485.19	2508.24	2759.03	2782.08		
		42"(1067mm)	JDXL-3042-JFFW	■ ■	2571.29	2602.02	2845.13	2875.86		
		48"(1219mm)	JDXL-3048-JFFW	■ ■	2657.39	2695.80	2931.23	2969.64		
		54"(1372mm)	JDXL-3054-JFFW	■ ■	2743.49	2789.58	3017.33	3063.42		
		60"(1524mm)	JDXL-3060-JFFW	■ ■	2829.59	2883.36	3103.43	3157.20		
		66"(1676mm)	JDXL-3066-JFFW	■ ■	2915.69	2977.14	3189.53	3250.98		
		72"(1829mm)	JDXL-3072-JFFW	■ ■	3001.79	3070.92	3275.63	3344.76		
29"(737mm)	36"(914mm)	30"(762mm)	JDXL-3630-JFFW	■ ■	\$2498.09	\$2498.46	\$2763.53	\$2778.90		
		36"(914mm)	JDXL-3636-JFFW	■ ■	2569.19	2592.24	2849.63	2872.68		
		42"(1067mm)	JDXL-3642-JFFW	■ ■	2655.29	2686.02	2935.73	2966.46		
		48"(1219mm)	JDXL-3648-JFFW	■ ■	2741.39	2779.80	3021.83	3060.24		
		54"(1372mm)	JDXL-3654-JFFW	■ ■	2827.49	2873.58	3107.93	3154.02		
		60"(1524mm)	JDXL-3660-JFFW	■ ■	2913.59	2967.36	3194.03	3247.80		
		66"(1676mm)	JDXL-3666-JFFW	■ ■	2999.69	3061.14	3280.13	3341.58		
		72"(1829mm)	JDXL-3672-JFFW	■ ■	3085.79	3154.92	3366.23	3435.36		
		Top — Laminate B								
		29"(737mm)	30"(762mm)	30"(762mm)	JDXL-3030-JFFW	■ ■	\$2460.03	\$2475.40	\$2733.87	\$2749.24
				36"(914mm)	JDXL-3036-JFFW	■ ■	2553.03	2576.08	2826.87	2849.92
				42"(1067mm)	JDXL-3042-JFFW	■ ■	2646.03	2676.76	2919.87	2950.60
48"(1219mm)	JDXL-3048-JFFW			■ ■	2739.03	2777.44	3012.87	3051.28		
54"(1372mm)	JDXL-3054-JFFW			■ ■	2832.03	2878.12	3105.87	3151.96		
60"(1524mm)	JDXL-3060-JFFW			■ ■	2925.03	2978.80	3198.87	3252.64		
66"(1676mm)	JDXL-3066-JFFW			■ ■	3018.03	3079.48	3291.87	3353.32		
72"(1829mm)	JDXL-3072-JFFW			■ ■	3111.03	3180.16	3384.87	3454.00		
29"(737mm)	36"(914mm)	30"(762mm)	JDXL-3630-JFFW	■ ■	\$2547.87	\$2563.24	\$2828.31	\$2843.68		
		36"(914mm)	JDXL-3636-JFFW	■ ■	2640.87	2663.92	2921.31	2944.36		
		42"(1067mm)	JDXL-3642-JFFW	■ ■	2733.87	2764.60	3014.31	3045.04		
		48"(1219mm)	JDXL-3648-JFFW	■ ■	2826.87	2865.28	3107.31	3145.72		
		54"(1372mm)	JDXL-3654-JFFW	■ ■	2919.87	2965.96	3200.31	3246.40		
		60"(1524mm)	JDXL-3660-JFFW	■ ■	3012.87	3066.64	3293.31	3347.08		
		66"(1676mm)	JDXL-3666-JFFW	■ ■	3105.87	3167.32	3386.31	3447.76		
		72"(1829mm)	JDXL-3672-JFFW	■ ■	3198.87	3268.00	3479.31	3548.44		



JDXL-JFFWDS

Features

- Includes laminate top, wood end panels, steel modesty panel, and assembly hardware.
- High-pressure laminate top has 3mm edgeband on user and guest edge, and 1mm edgeband on sides.
- Edge on guest side extends 6"(152mm) beyond end panels along the entire width of the desk.
- Modesty panel is available with or without scallop wireway for cable management; scallop is centered at top of modesty panel.
- Glides provide 1.5"(38mm) adjustment range.
- Field assembled.

Specification Tip

- When placing a mobile, attached, or suspended pedestal inside the desk shell, pedestal depth must be at least 12"(305mm) less than nominal depth of top. See table.

Desk/Pedestal Nominal Depths

Desk Depth	Pedestal Depth
30"(762mm)	18"(457mm)
36"(914mm)	24"(610mm)

To Order, Specify:

- Product number, including:

① Modesty Panel Height:

- B** 1/3 Height
- D** 3/4 Height, add \$101.34 list
- F** Full Height, add \$202.67 list

② Modesty Panel Cable Management:

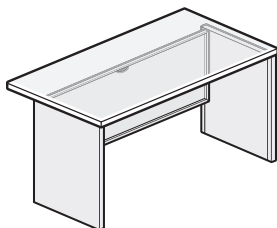
- N** No Scallop
- S** Scallop

- Laminate color for top.
- Edge trim color for top.
- Wood finish color for end panels.
- Trim color for modesty panel.

X Series Desk Shells

Executive Rectangular Desk Shell — Wood Top with Steel End Panels

Height	Depth	Width	Number	① ②	End Panel - Steel Trim A		End Panel - Steel Trim B	
					Modesty - Steel Trim A	Trim B	Modesty - Steel Trim A	Trim B
Top — Wood Group A								
29"(737mm)	30"(762mm)	30"(762mm)	JDXW-3030-KFFS	■ ■	\$2697.19	\$2712.56	\$2861.81	\$2877.18
		36"(914mm)	JDXW-3036-KFFS	■ ■	2783.29	2806.34	2947.91	2970.96
		42"(1067mm)	JDXW-3042-KFFS	■ ■	2869.39	2900.12	3034.01	3064.74
		48"(1219mm)	JDXW-3048-KFFS	■ ■	2955.49	2993.90	3120.11	3158.52
		54"(1372mm)	JDXW-3054-KFFS	■ ■	3041.59	3087.68	3206.21	3252.30
		60"(1524mm)	JDXW-3060-KFFS	■ ■	3127.69	3181.46	3292.31	3346.08
		66"(1676mm)	JDXW-3066-KFFS	■ ■	3213.79	3275.24	3378.41	3439.86
		72"(1829mm)	JDXW-3072-KFFS	■ ■	3299.89	3369.02	3464.51	3533.64
29"(737mm)	36"(914mm)	30"(762mm)	JDXW-3630-KFFS	■ ■	\$2807.89	\$2823.26	\$3003.23	\$3018.60
		36"(914mm)	JDXW-3636-KFFS	■ ■	2893.99	2917.04	3089.33	3112.38
		42"(1067mm)	JDXW-3642-KFFS	■ ■	2980.09	3010.82	3175.43	3206.16
		48"(1219mm)	JDXW-3648-KFFS	■ ■	3066.19	3104.60	3261.53	3299.94
		54"(1372mm)	JDXW-3654-KFFS	■ ■	3152.29	3198.38	3347.63	3393.72
		60"(1524mm)	JDXW-3660-KFFS	■ ■	3238.39	3292.16	3433.73	3487.50
		66"(1676mm)	JDXW-3666-KFFS	■ ■	3324.49	3385.94	3519.83	3581.28
		72"(1829mm)	JDXW-3672-KFFS	■ ■	3410.59	3479.72	3605.93	3675.06
Top — Wood Group B								
29"(737mm)	30"(762mm)	30"(762mm)	JDXW-3030-KFFS	■ ■	\$2792.15	\$2807.52	\$2956.77	\$2972.14
		36"(914mm)	JDXW-3036-KFFS	■ ■	2886.41	2909.46	3051.03	3074.08
		42"(1067mm)	JDXW-3042-KFFS	■ ■	2980.67	3011.40	3145.29	3176.02
		48"(1219mm)	JDXW-3048-KFFS	■ ■	3074.93	3113.34	3239.55	3277.96
		54"(1372mm)	JDXW-3054-KFFS	■ ■	3169.19	3215.28	3333.81	3379.90
		60"(1524mm)	JDXW-3060-KFFS	■ ■	3263.45	3317.22	3428.07	3481.84
		66"(1676mm)	JDXW-3066-KFFS	■ ■	3357.71	3419.16	3522.33	3583.78
		72"(1829mm)	JDXW-3072-KFFS	■ ■	3451.97	3521.10	3616.59	3685.72
29"(737mm)	36"(914mm)	30"(762mm)	JDXW-3630-KFFS	■ ■	\$2907.77	\$2923.14	\$3103.11	\$3118.48
		36"(914mm)	JDXW-3636-KFFS	■ ■	3002.03	3025.08	3197.37	3220.42
		42"(1067mm)	JDXW-3642-KFFS	■ ■	3096.29	3127.02	3291.63	3322.36
		48"(1219mm)	JDXW-3648-KFFS	■ ■	3190.55	3228.96	3385.89	3424.30
		54"(1372mm)	JDXW-3654-KFFS	■ ■	3284.81	3330.90	3480.15	3526.24
		60"(1524mm)	JDXW-3660-KFFS	■ ■	3379.07	3432.84	3574.41	3628.18
		66"(1676mm)	JDXW-3666-KFFS	■ ■	3473.33	3534.78	3668.67	3730.12
		72"(1829mm)	JDXW-3672-KFFS	■ ■	3567.59	3636.72	3762.93	3832.06



JDXW-KFFSDS

Features

- Includes wood top, steel end panels, steel modesty panel, and assembly hardware.
- Wood veneer top has 3mm edgeband on user and guest edge, and 1mm edgeband on sides.
- Edge on guest side extends 6"(152mm) beyond end panels along the entire width of the desk.
- Modesty panel is available with or without scallop wireway for cable management; scallop is centered at top of modesty panel.
- Glides provide 1.5"(38mm) adjustment range.
- Field assembled.

Specification Tip

- When placing a mobile, attached, or suspended pedestal inside the desk shell, pedestal depth must be at least 12"(305mm) less than nominal depth of top. See table.

Desk/Pedestal Nominal Depths

Desk Depth	Pedestal Depth
30"(762mm)	18"(457mm)
36"(914mm)	24"(610mm)

To Order, Specify:

- 1) Product number, including:

① Modesty Panel Height:

- B** 1/3 Height
- D** 3/4 Height, add \$101.34 list
- F** Full Height, add \$202.67 list

② Modesty Panel Cable Management:

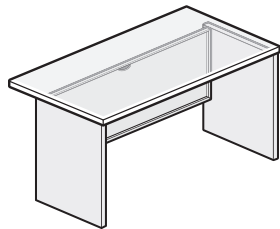
- N** No Scallop
- S** Scallop

- 2) Wood finish color for top.
- 3) Trim color for end panels.
- 4) Trim color for modesty panel.

X Series Desk Shells

Executive Rectangular Desk Shell — Wood Top with Laminate End Panels

Height	Depth	Width	Number	① ②	End Panel - Laminate A		End Panel - Laminate B	
					Modesty - Steel Trim A	Trim B	Modesty - Steel Trim A	Trim B
Top — Wood Group A								
29"(737mm)	30"(762mm)	30"(762mm)	JDXW-3030-KFFL	■ ■	\$2364.51	\$2379.88	\$2445.59	\$2460.96
		36"(914mm)	JDXW-3036-KFFL	■ ■	2450.61	2473.66	2531.69	2554.74
		42"(1067mm)	JDXW-3042-KFFL	■ ■	2536.71	2567.44	2617.79	2648.52
		48"(1219mm)	JDXW-3048-KFFL	■ ■	2622.81	2661.22	2703.89	2742.30
		54"(1372mm)	JDXW-3054-KFFL	■ ■	2708.91	2755.00	2789.99	2836.08
		60"(1524mm)	JDXW-3060-KFFL	■ ■	2795.01	2848.78	2876.09	2929.86
		66"(1676mm)	JDXW-3066-KFFL	■ ■	2881.11	2942.56	2962.19	3023.64
		72"(1829mm)	JDXW-3072-KFFL	■ ■	2967.21	3036.34	3048.29	3117.42
29"(737mm)	36"(914mm)	30"(762mm)	JDXW-3630-KFFL	■ ■	\$2475.21	\$2490.58	\$2559.05	\$2574.42
		36"(914mm)	JDXW-3636-KFFL	■ ■	2561.31	2584.36	2645.15	2668.20
		42"(1067mm)	JDXW-3642-KFFL	■ ■	2647.41	2678.14	2731.25	2761.98
		48"(1219mm)	JDXW-3648-KFFL	■ ■	2733.51	2771.92	2817.35	2855.76
		54"(1372mm)	JDXW-3654-KFFL	■ ■	2819.61	2865.70	2903.45	2949.54
		60"(1524mm)	JDXW-3660-KFFL	■ ■	2905.71	2959.48	2989.55	3043.32
		66"(1676mm)	JDXW-3666-KFFL	■ ■	2991.81	3053.26	3075.65	3137.10
		72"(1829mm)	JDXW-3672-KFFL	■ ■	3077.91	3147.04	3161.75	3230.88
Top — Wood Group B								
29"(737mm)	30"(762mm)	30"(762mm)	JDXW-3030-KFFL	■ ■	\$2459.47	\$2474.84	\$2540.55	\$2555.92
		36"(914mm)	JDXW-3036-KFFL	■ ■	2553.73	2576.78	2634.81	2657.86
		42"(1067mm)	JDXW-3042-KFFL	■ ■	2647.99	2678.72	2729.07	2759.80
		48"(1219mm)	JDXW-3048-KFFL	■ ■	2742.25	2780.66	2823.33	2861.74
		54"(1372mm)	JDXW-3054-KFFL	■ ■	2836.51	2882.60	2917.59	2963.68
		60"(1524mm)	JDXW-3060-KFFL	■ ■	2930.77	2984.54	3011.85	3065.62
		66"(1676mm)	JDXW-3066-KFFL	■ ■	3025.03	3086.48	3106.11	3167.56
		72"(1829mm)	JDXW-3072-KFFL	■ ■	3119.29	3188.42	3200.37	3269.50
29"(737mm)	36"(914mm)	30"(762mm)	JDXW-3630-KFFL	■ ■	\$2575.09	\$2590.46	\$2658.93	\$2674.30
		36"(914mm)	JDXW-3636-KFFL	■ ■	2669.35	2692.40	2753.19	2776.24
		42"(1067mm)	JDXW-3642-KFFL	■ ■	2763.61	2794.34	2847.45	2878.18
		48"(1219mm)	JDXW-3648-KFFL	■ ■	2857.87	2896.28	2941.71	2980.12
		54"(1372mm)	JDXW-3654-KFFL	■ ■	2952.13	2998.22	3035.97	3082.06
		60"(1524mm)	JDXW-3660-KFFL	■ ■	3046.39	3100.16	3130.23	3184.00
		66"(1676mm)	JDXW-3666-KFFL	■ ■	3140.65	3202.10	3224.49	3285.94
		72"(1829mm)	JDXW-3672-KFFL	■ ■	3234.91	3304.04	3318.75	3387.88



JDXW-KFFLDS

Features

- Includes wood top, laminate end panels, steel modesty panel, and assembly hardware.
- Wood veneer top has 3mm edgeband on user and guest edge, and 1mm edgeband on sides.
- Edge on guest side extends 6"(152mm) beyond end panels along the entire width of the desk.
- Modesty panel is available with or without scallop wireway for cable management; scallop is centered at top of modesty panel.
- Glides provide 1.5"(38mm) adjustment range.
- Field assembled.

Specification Tip

- When placing a mobile, attached, or suspended pedestal inside the desk shell, pedestal depth must be at least 12"(305mm) less than nominal depth of top. See table.

Desk/Pedestal Nominal Depths

Desk Depth	Pedestal Depth
30"(762mm)	18"(457mm)
36"(914mm)	24"(610mm)

To Order, Specify:

- 1) Product number, including:

① Modesty Panel Height:

- B** 1/3 Height
- D** 3/4 Height, add **\$101.34** list
- F** Full Height, add **\$202.67** list

② Modesty Panel Cable Management:

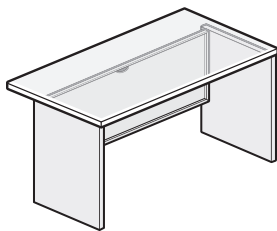
- N** No Scallop
- S** Scallop

- 2) Wood finish color for top.
- 3) Laminate color for end panels.
- 4) Trim color for end panels.
- 5) Trim color for modesty panel.

X Series Desk Shells

Executive Rectangular Desk Shell — Wood Top with Wood End Panels

Height	Depth	Width	Number	①②	End Panel - Wood Group A		End Panel - Wood Group B	
					Modesty - Steel Trim A	Trim B	Modesty - Steel Trim A	Trim B
Top — Wood Group A								
29"(737mm)	30"(762mm)	30"(762mm)	JDXW-3030-KFFW	■ ■	\$2884.53	\$2899.90	\$3158.37	\$3173.74
		36"(914mm)	JDXW-3036-KFFW	■ ■	2970.63	2993.68	3244.47	3267.52
		42"(1067mm)	JDXW-3042-KFFW	■ ■	3056.73	3087.46	3330.57	3361.30
		48"(1219mm)	JDXW-3048-KFFW	■ ■	3142.83	3181.24	3416.67	3455.08
		54"(1372mm)	JDXW-3054-KFFW	■ ■	3228.93	3275.02	3502.77	3548.86
		60"(1524mm)	JDXW-3060-KFFW	■ ■	3315.03	3368.80	3588.87	3642.64
		66"(1676mm)	JDXW-3066-KFFW	■ ■	3401.13	3462.58	3674.97	3736.42
		72"(1829mm)	JDXW-3072-KFFW	■ ■	3487.23	3556.36	3761.07	3830.20
29"(737mm)	36"(914mm)	30"(762mm)	JDXW-3630-KFFW	■ ■	\$2995.23	\$3010.60	\$3275.67	\$3291.04
		36"(914mm)	JDXW-3636-KFFW	■ ■	3081.33	3104.38	3361.77	3384.82
		42"(1067mm)	JDXW-3642-KFFW	■ ■	3167.43	3198.16	3447.87	3478.60
		48"(1219mm)	JDXW-3648-KFFW	■ ■	3253.53	3291.94	3533.97	3572.38
		54"(1372mm)	JDXW-3654-KFFW	■ ■	3339.63	3385.72	3620.07	3666.16
		60"(1524mm)	JDXW-3660-KFFW	■ ■	3425.73	3479.50	3706.17	3759.94
		66"(1676mm)	JDXW-3666-KFFW	■ ■	3511.83	3573.28	3792.27	3853.72
		72"(1829mm)	JDXW-3672-KFFW	■ ■	3597.93	3667.06	3878.37	3947.50
Top — Wood Group B								
29"(737mm)	30"(762mm)	30"(762mm)	JDXW-3030-KFFW	■ ■	\$2979.49	\$2994.86	\$3253.33	\$3268.70
		36"(914mm)	JDXW-3036-KFFW	■ ■	3073.75	3096.80	3347.59	3370.64
		42"(1067mm)	JDXW-3042-KFFW	■ ■	3168.01	3198.74	3441.85	3472.58
		48"(1219mm)	JDXW-3048-KFFW	■ ■	3262.27	3300.68	3536.11	3574.52
		54"(1372mm)	JDXW-3054-KFFW	■ ■	3356.53	3402.62	3630.37	3676.46
		60"(1524mm)	JDXW-3060-KFFW	■ ■	3450.79	3504.56	3724.63	3778.40
		66"(1676mm)	JDXW-3066-KFFW	■ ■	3545.05	3606.50	3818.89	3880.34
		72"(1829mm)	JDXW-3072-KFFW	■ ■	3639.31	3708.44	3913.15	3982.28
29"(737mm)	36"(914mm)	30"(762mm)	JDXW-3630-KFFW	■ ■	\$3095.11	\$3110.48	\$3375.55	\$3390.92
		36"(914mm)	JDXW-3636-KFFW	■ ■	3189.37	3212.42	3469.81	3492.86
		42"(1067mm)	JDXW-3642-KFFW	■ ■	3283.63	3314.36	3564.07	3594.80
		48"(1219mm)	JDXW-3648-KFFW	■ ■	3377.89	3416.30	3658.33	3696.74
		54"(1372mm)	JDXW-3654-KFFW	■ ■	3472.15	3518.24	3752.59	3798.68
		60"(1524mm)	JDXW-3660-KFFW	■ ■	3566.41	3620.18	3846.85	3900.62
		66"(1676mm)	JDXW-3666-KFFW	■ ■	3660.67	3722.12	3941.11	4002.56
		72"(1829mm)	JDXW-3672-KFFW	■ ■	3754.93	3824.06	4035.37	4104.50



JDXW-KFFWDS

Features

- Includes wood top, wood end panels, steel modesty panel, and assembly hardware.
- Wood veneer top has 3mm edgeband on user and guest edge, and 1mm edgeband on sides.
- Edge on guest side extends 6"(152mm) beyond end panels along the entire width of the desk.
- Modesty panel is available with or without scallop wireway for cable management; scallop is centered at top of modesty panel.
- Glides provide 1.5"(38mm) adjustment range.
- Field assembled.

Specification Tip

- When placing a mobile, attached, or suspended pedestal inside the desk shell, pedestal depth must be at least 12"(305mm) less than nominal depth of top. See table.

Desk/Pedestal Nominal Depths

Desk Depth	Pedestal Depth
30"(762mm)	18"(457mm)
36"(914mm)	24"(610mm)

To Order, Specify:

- 1) Product number, including:

① Modesty Panel Height:

- B** 1/3 Height
- D** 3/4 Height, add \$101.34 list
- F** Full Height, add \$202.67 list

② Modesty Panel Cable Management:

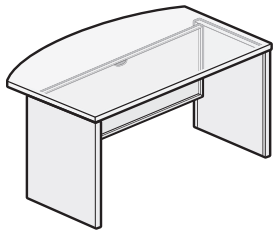
- N** No Scallop
- S** Scallop

- 2) Wood finish color for top.
- 3) Wood finish color for end panels.
- 4) Trim color for modesty panel.

X Series Desk Shells

Executive Bow Front Desk Shell — Laminate Top with Steel End Panels

Height	Depth	Width	Number	End Panel - Steel Trim A		End Panel - Steel Trim B		
				Modesty - Steel Trim A	Trim B	Modesty - Steel Trim A	Trim B	
Top — Laminate A								
29"(737mm)	30"(762mm)	30"(762mm)	JDHL-3030-JFFS		\$2347.49	\$2362.86	\$2512.11	\$2527.48
		36"(914mm)	JDHL-3036-JFFS		2433.59	2456.64	2598.21	2621.26
		42"(1067mm)	JDHL-3042-JFFS		2519.69	2550.42	2684.31	2715.04
		48"(1219mm)	JDHL-3048-JFFS		2605.79	2644.20	2770.41	2808.82
		54"(1372mm)	JDHL-3054-JFFS		2691.89	2737.98	2856.51	2902.60
		60"(1524mm)	JDHL-3060-JFFS		2777.99	2831.76	2942.61	2996.38
		66"(1676mm)	JDHL-3066-JFFS		2864.09	2925.54	3028.71	3090.16
		72"(1829mm)	JDHL-3072-JFFS		2950.19	3019.32	3114.81	3183.94
29"(737mm)	36"(914mm)	30"(762mm)	JDHL-3630-JFFS		\$2431.49	\$2446.86	\$2626.83	\$2642.20
		36"(914mm)	JDHL-3636-JFFS		2517.59	2540.64	2712.93	2735.98
		42"(1067mm)	JDHL-3642-JFFS		2603.69	2634.42	2799.03	2829.76
		48"(1219mm)	JDHL-3648-JFFS		2689.79	2728.20	2885.13	2923.54
		54"(1372mm)	JDHL-3654-JFFS		2775.89	2821.98	2971.23	3017.32
		60"(1524mm)	JDHL-3660-JFFS		2861.99	2915.76	3057.33	3111.10
		66"(1676mm)	JDHL-3666-JFFS		2948.09	3009.54	3143.43	3204.88
		72"(1829mm)	JDHL-3672-JFFS		3034.19	3103.32	3229.53	3298.66
Top — Laminate B								
29"(737mm)	30"(762mm)	30"(762mm)	JDHL-3030-JFFS		\$2419.28	\$2434.65	\$2583.90	\$2599.27
		36"(914mm)	JDHL-3036-JFFS		2512.28	2535.33	2676.90	2699.95
		42"(1067mm)	JDHL-3042-JFFS		2605.28	2636.01	2769.90	2800.63
		48"(1219mm)	JDHL-3048-JFFS		2698.28	2736.69	2862.90	2901.31
		54"(1372mm)	JDHL-3054-JFFS		2791.28	2837.37	2955.90	3001.99
		60"(1524mm)	JDHL-3060-JFFS		2884.28	2938.05	3048.90	3102.67
		66"(1676mm)	JDHL-3066-JFFS		2977.28	3038.73	3141.90	3203.35
		72"(1829mm)	JDHL-3072-JFFS		3070.28	3139.41	3234.90	3304.03
29"(737mm)	36"(914mm)	30"(762mm)	JDHL-3630-JFFS		\$2507.12	\$2522.49	\$2702.46	\$2717.83
		36"(914mm)	JDHL-3636-JFFS		2600.12	2623.17	2795.46	2818.51
		42"(1067mm)	JDHL-3642-JFFS		2693.12	2723.85	2888.46	2919.19
		48"(1219mm)	JDHL-3648-JFFS		2786.12	2824.53	2981.46	3019.87
		54"(1372mm)	JDHL-3654-JFFS		2879.12	2925.21	3074.46	3120.55
		60"(1524mm)	JDHL-3660-JFFS		2972.12	3025.89	3167.46	3221.23
		66"(1676mm)	JDHL-3666-JFFS		3065.12	3126.57	3260.46	3321.91
		72"(1829mm)	JDHL-3672-JFFS		3158.12	3227.25	3353.46	3422.59



JDHL-JFFSDS

Features

- Includes laminate top, steel end panels, steel modesty panel, and assembly hardware.
- High-pressure laminate top has 3mm edgeband on user and guest edge, and 1mm edgeband on sides.
- Bow edge on guest side extends 10"(254mm) beyond end panels at the center of the desk (4"(102mm) of extension + 6"(152mm) of bow).
- Modesty panel is available with or without scallop wireway for cable management; scallop is centered at top of modesty panel.
- Glides provide 1.5"(38mm) adjustment range.
- Field assembled.

Specification Tip

- When placing a mobile, attached, or suspended pedestal inside the desk shell, pedestal depth must be at least 12"(305mm) less than nominal depth of top. See table.

Desk/Pedestal Nominal Depths

Desk Depth	Pedestal Depth
30"(762mm)	18"(457mm)
36"(914mm)	24"(610mm)

To Order, Specify:

- 1) Product number, including:

① Modesty Panel Height:

- B** 1/3 Height
- D** 3/4 Height, add **\$101.34** list
- F** Full Height, add **\$202.67** list

② Modesty Panel Cable Management:

- N** No Scallop
- S** Scallop

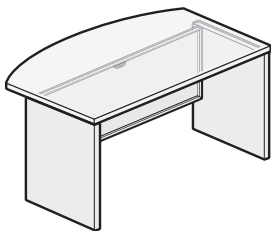
- 2) Laminate color for top.
- 3) Edge trim color for top.
- 4) Trim color for end panels.
- 5) Trim color for modesty panel.

*Note: Desk pedestals must be specified separately.

X Series Desk Shells

Executive Bow Front Desk Shell — Laminate Top with Laminate End Panels

Height	Depth	Width	Number	End Panel - Laminate A		End Panel - Laminate B		
				Modesty - Steel Trim A	Modesty - Steel Trim B	Modesty - Steel Trim A	Modesty - Steel Trim B	
Top — Laminate A								
29"(737mm)	30"(762mm)	30"(762mm)	JDHL-3030-JFFL		\$2014.81	\$2030.18	\$2095.89	\$2111.26
		36"(914mm)	JDHL-3036-JFFL		2100.91	2123.96	2181.99	2205.04
		42"(1067mm)	JDHL-3042-JFFL		2187.01	2217.74	2268.09	2298.82
		48"(1219mm)	JDHL-3048-JFFL		2273.11	2311.52	2354.19	2392.60
		54"(1372mm)	JDHL-3054-JFFL		2359.21	2405.30	2440.29	2486.38
		60"(1524mm)	JDHL-3060-JFFL		2445.31	2499.08	2526.39	2580.16
		66"(1676mm)	JDHL-3066-JFFL		2531.41	2592.86	2612.49	2673.94
		72"(1829mm)	JDHL-3072-JFFL		2617.51	2686.64	2698.59	2767.72
29"(737mm)	36"(914mm)	30"(762mm)	JDHL-3630-JFFL		\$2098.81	\$2114.18	\$2182.65	\$2198.02
		36"(914mm)	JDHL-3636-JFFL		2184.91	2207.96	2268.75	2291.80
		42"(1067mm)	JDHL-3642-JFFL		2271.01	2301.74	2354.85	2385.58
		48"(1219mm)	JDHL-3648-JFFL		2357.11	2395.52	2440.95	2479.36
		54"(1372mm)	JDHL-3654-JFFL		2443.21	2489.30	2527.05	2573.14
		60"(1524mm)	JDHL-3660-JFFL		2529.31	2583.08	2613.15	2666.92
		66"(1676mm)	JDHL-3666-JFFL		2615.41	2676.86	2699.25	2760.70
		72"(1829mm)	JDHL-3672-JFFL		2701.51	2770.64	2785.35	2854.48
Top — Laminate B								
29"(737mm)	30"(762mm)	30"(762mm)	JDHL-3030-JFFL		\$2086.60	\$2101.97	\$2167.68	\$2183.05
		36"(914mm)	JDHL-3036-JFFL		2179.60	2202.65	2260.68	2283.73
		42"(1067mm)	JDHL-3042-JFFL		2272.60	2303.33	2353.68	2384.41
		48"(1219mm)	JDHL-3048-JFFL		2365.60	2404.01	2446.68	2485.09
		54"(1372mm)	JDHL-3054-JFFL		2458.60	2504.69	2539.68	2585.77
		60"(1524mm)	JDHL-3060-JFFL		2551.60	2605.37	2632.68	2686.45
		66"(1676mm)	JDHL-3066-JFFL		2644.60	2706.05	2725.68	2787.13
		72"(1829mm)	JDHL-3072-JFFL		2737.60	2806.73	2818.68	2887.81
29"(737mm)	36"(914mm)	30"(762mm)	JDHL-3630-JFFL		\$2174.44	\$2189.81	\$2258.28	\$2273.65
		36"(914mm)	JDHL-3636-JFFL		2267.44	2290.49	2351.28	2374.33
		42"(1067mm)	JDHL-3642-JFFL		2360.44	2391.17	2444.28	2475.01
		48"(1219mm)	JDHL-3648-JFFL		2453.44	2491.85	2537.28	2575.69
		54"(1372mm)	JDHL-3654-JFFL		2546.44	2592.53	2630.28	2676.37
		60"(1524mm)	JDHL-3660-JFFL		2639.44	2693.21	2723.28	2777.05
		66"(1676mm)	JDHL-3666-JFFL		2732.44	2793.89	2816.28	2877.73
		72"(1829mm)	JDHL-3672-JFFL		2825.44	2894.57	2909.28	2978.41



JDHL-JFFLDS

Features

- Includes laminate top, laminate end panels, steel modesty panel, and assembly hardware.
- High-pressure laminate top has 3mm edgeband on user and guest edge, and 1mm edgeband on sides.
- Bow edge on guest side extends 10"(254mm) beyond end panels at the center of the desk (4"(102mm) of extension + 6"(152mm) of bow).
- Modesty panel is available with or without scallop wireway for cable management; scallop is centered at top of modesty panel.
- Glides provide 1.5"(38mm) adjustment range.
- Field assembled.

Specification Tip

- When placing a mobile, attached, or suspended pedestal inside the desk shell, pedestal depth must be at least 12"(305mm) less than nominal depth of top. See table.

Desk/Pedestal Nominal Depths

Desk Depth	Pedestal Depth
30"(762mm)	18"(457mm)
36"(914mm)	24"(610mm)

To Order, Specify:

- Product number, including:

1 Modesty Panel Height:

- B** 1/3 Height
- D** 3/4 Height, add **\$101.34** list
- F** Full Height, add **\$202.67** list

2 Modesty Panel Cable Management:

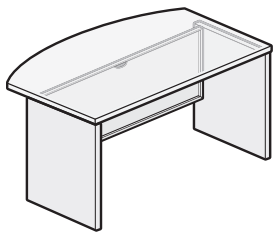
- N** No Scallop
- S** Scallop

- Laminate color for top.
- Edge trim color for top.
- Laminate color for end panels.
- Edge trim color for end panels.
- Trim color for modesty panel.

X Series Desk Shells

Executive Bow Front Desk Shell — Laminate Top with Wood End Panels

Height	Depth	Width	Number	① ②	End Panel - Wood Group A		End Panel - Wood Group B	
					Modesty - Steel Trim A	Trim B	Modesty - Steel Trim A	Trim B
Top — Laminate A								
29"(737mm)	30"(762mm)	30"(762mm)	JDHL-3030-JFFW	■ ■	\$2534.83	\$2550.20	\$2808.67	\$2824.04
		36"(914mm)	JDHL-3036-JFFW	■ ■	2620.93	2643.98	2894.77	2917.82
		42"(1067mm)	JDHL-3042-JFFW	■ ■	2707.03	2737.76	2980.87	3011.60
		48"(1219mm)	JDHL-3048-JFFW	■ ■	2793.13	2831.54	3066.97	3105.38
		54"(1372mm)	JDHL-3054-JFFW	■ ■	2879.23	2925.32	3153.07	3199.16
		60"(1524mm)	JDHL-3060-JFFW	■ ■	2965.33	3019.10	3239.17	3292.94
		66"(1676mm)	JDHL-3066-JFFW	■ ■	3051.43	3112.88	3325.27	3386.72
		72"(1829mm)	JDHL-3072-JFFW	■ ■	3137.53	3206.66	3411.37	3480.50
29"(737mm)	36"(914mm)	30"(762mm)	JDHL-3630-JFFW	■ ■	\$2618.83	\$2634.20	\$2899.27	\$2914.64
		36"(914mm)	JDHL-3636-JFFW	■ ■	2704.93	2727.98	2985.37	3008.42
		42"(1067mm)	JDHL-3642-JFFW	■ ■	2791.03	2821.76	3071.47	3102.20
		48"(1219mm)	JDHL-3648-JFFW	■ ■	2877.13	2915.54	3157.57	3195.98
		54"(1372mm)	JDHL-3654-JFFW	■ ■	2963.23	3009.32	3243.67	3289.76
		60"(1524mm)	JDHL-3660-JFFW	■ ■	3049.33	3103.10	3329.77	3383.54
		66"(1676mm)	JDHL-3666-JFFW	■ ■	3135.43	3196.88	3415.87	3477.32
		72"(1829mm)	JDHL-3672-JFFW	■ ■	3221.53	3290.66	3501.97	3571.10
Top — Laminate B								
29"(737mm)	30"(762mm)	30"(762mm)	JDHL-3030-JFFW	■ ■	\$2606.62	\$2621.99	\$2880.46	\$2895.83
		36"(914mm)	JDHL-3036-JFFW	■ ■	2699.62	2722.67	2973.46	2996.51
		42"(1067mm)	JDHL-3042-JFFW	■ ■	2792.62	2823.35	3066.46	3097.19
		48"(1219mm)	JDHL-3048-JFFW	■ ■	2885.62	2924.03	3159.46	3197.87
		54"(1372mm)	JDHL-3054-JFFW	■ ■	2978.62	3024.71	3252.46	3298.55
		60"(1524mm)	JDHL-3060-JFFW	■ ■	3071.62	3125.39	3345.46	3399.23
		66"(1676mm)	JDHL-3066-JFFW	■ ■	3164.62	3226.07	3438.46	3499.91
		72"(1829mm)	JDHL-3072-JFFW	■ ■	3257.62	3326.75	3531.46	3600.59
29"(737mm)	36"(914mm)	30"(762mm)	JDHL-3630-JFFW	■ ■	\$2694.46	\$2709.83	\$2974.90	\$2990.27
		36"(914mm)	JDHL-3636-JFFW	■ ■	2787.46	2810.51	3067.90	3090.95
		42"(1067mm)	JDHL-3642-JFFW	■ ■	2880.46	2911.19	3160.90	3191.63
		48"(1219mm)	JDHL-3648-JFFW	■ ■	2973.46	3011.87	3253.90	3292.31
		54"(1372mm)	JDHL-3654-JFFW	■ ■	3066.46	3112.55	3346.90	3392.99
		60"(1524mm)	JDHL-3660-JFFW	■ ■	3159.46	3213.23	3439.90	3493.67
		66"(1676mm)	JDHL-3666-JFFW	■ ■	3252.46	3313.91	3532.90	3594.35
		72"(1829mm)	JDHL-3672-JFFW	■ ■	3345.46	3414.59	3625.90	3695.03



JDHL-JFFWDS

Features

- Includes laminate top, wood end panels, steel modesty panel, and assembly hardware.
- High-pressure laminate top has 3mm edgeband on user and guest edge, and 1mm edgeband on sides.
- Bow edge on guest side extends 10"(254mm) beyond end panels at the center of the desk (4"(102mm) of extension + 6"(152mm) of bow).
- Modesty panel is available with or without scallop wireway for cable management; scallop is centered at top of modesty panel.
- Glides provide 1.5"(38mm) adjustment range.
- Field assembled.

Specification Tip

- When placing a mobile, attached, or suspended pedestal inside the desk shell, pedestal depth must be at least 12"(305mm) less than nominal depth of top. See table.

Desk/Pedestal Nominal Depths

Desk Depth	Pedestal Depth
30"(762mm)	18"(457mm)
36"(914mm)	24"(610mm)

To Order, Specify:

- 1) Product number, including:

① Modesty Panel Height:

- B** 1/3 Height
- D** 3/4 Height, add **\$101.34** list
- F** Full Height, add **\$202.67** list

② Modesty Panel Cable Management:

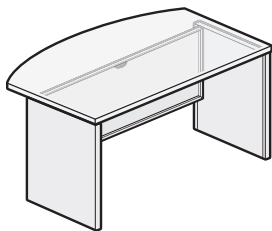
- N** No Scallop
- S** Scallop

- 2) Laminate color for top.
- 3) Edge trim color for top.
- 4) Wood finish color for end panels.
- 5) Trim color for modesty panel.

X Series Desk Shells

Executive Bow Front Desk Shell — Wood Top with Steel End Panels

Height	Depth	Width	Number	① ②	End Panel - Steel Trim A		End Panel - Steel Trim B	
					Modesty - Steel Trim A	Trim B	Modesty - Steel Trim A	Trim B
Top — Wood Group A								
29"(737mm)	30"(762mm)	30"(762mm)	JDHW-3030-KFFS		\$2859.69	\$2875.06	\$3024.31	\$3039.68
		36"(914mm)	JDHW-3036-KFFS		2945.79	2968.84	3110.41	3133.46
		42"(1067mm)	JDHW-3042-KFFS		3031.89	3062.62	3196.51	3227.24
		48"(1219mm)	JDHW-3048-KFFS		3117.99	3156.40	3282.61	3321.02
		54"(1372mm)	JDHW-3054-KFFS		3204.09	3250.18	3368.71	3414.80
		60"(1524mm)	JDHW-3060-KFFS		3290.19	3343.96	3454.81	3508.58
		66"(1676mm)	JDHW-3066-KFFS		3376.29	3437.74	3540.91	3602.36
		72"(1829mm)	JDHW-3072-KFFS		3462.39	3531.52	3627.01	3696.14
29"(737mm)	36"(914mm)	30"(762mm)	JDHW-3630-KFFS		\$2970.39	\$2985.76	\$3165.73	\$3181.10
		36"(914mm)	JDHW-3636-KFFS		3056.49	3079.54	3251.83	3274.88
		42"(1067mm)	JDHW-3642-KFFS		3142.59	3173.32	3337.93	3368.66
		48"(1219mm)	JDHW-3648-KFFS		3228.69	3267.10	3424.03	3462.44
		54"(1372mm)	JDHW-3654-KFFS		3314.79	3360.88	3510.13	3556.22
		60"(1524mm)	JDHW-3660-KFFS		3400.89	3454.66	3596.23	3650.00
		66"(1676mm)	JDHW-3666-KFFS		3486.99	3548.44	3682.33	3743.78
		72"(1829mm)	JDHW-3672-KFFS		3573.09	3642.22	3768.43	3837.56
Top — Wood Group B								
29"(737mm)	30"(762mm)	30"(762mm)	JDHW-3030-KFFS		\$2983.55	\$2998.92	\$3148.17	\$3163.54
		36"(914mm)	JDHW-3036-KFFS		3077.81	3100.86	3242.43	3265.48
		42"(1067mm)	JDHW-3042-KFFS		3172.07	3202.80	3336.69	3367.42
		48"(1219mm)	JDHW-3048-KFFS		3266.33	3304.74	3430.95	3469.36
		54"(1372mm)	JDHW-3054-KFFS		3360.59	3406.68	3525.21	3571.30
		60"(1524mm)	JDHW-3060-KFFS		3454.85	3508.62	3619.47	3673.24
		66"(1676mm)	JDHW-3066-KFFS		3549.11	3610.56	3713.73	3775.18
		72"(1829mm)	JDHW-3072-KFFS		3643.37	3712.50	3807.99	3877.12
29"(737mm)	36"(914mm)	30"(762mm)	JDHW-3630-KFFS		\$3099.17	\$3114.54	\$3294.51	\$3309.88
		36"(914mm)	JDHW-3636-KFFS		3193.43	3216.48	3388.77	3411.82
		42"(1067mm)	JDHW-3642-KFFS		3287.69	3318.42	3483.03	3513.76
		48"(1219mm)	JDHW-3648-KFFS		3381.95	3420.36	3577.29	3615.70
		54"(1372mm)	JDHW-3654-KFFS		3476.21	3522.30	3671.55	3717.64
		60"(1524mm)	JDHW-3660-KFFS		3570.47	3624.24	3765.81	3819.58
		66"(1676mm)	JDHW-3666-KFFS		3664.73	3726.18	3860.07	3921.52
		72"(1829mm)	JDHW-3672-KFFS		3758.99	3828.12	3954.33	4023.46



JDHW-KFFSDS

Features

- Includes wood top, steel end panels, steel modesty panel, and assembly hardware.
- Wood veneer top has 3mm edgeband on user and guest edge, and 1mm edgeband on sides.
- Bow edge on guest side extends 10"(254mm) beyond end panels at the center of the desk (4"(102mm) of extension + 6"(152mm) of bow).
- Modesty panel is available with or without scallop wireway for cable management; scallop is centered at top of modesty panel.
- Glides provide 1.5"(38mm) adjustment range.
- Field assembled.

Specification Tip

- When placing a mobile, attached, or suspended pedestal inside the desk shell, pedestal depth must be at least 12"(305mm) less than nominal depth of top. See table.

Desk/Pedestal Nominal Depths

Desk Depth	Pedestal Depth
30"(762mm)	18"(457mm)
36"(914mm)	24"(610mm)

To Order, Specify:

- 1) Product number, including:

① Modesty Panel Height:

- B** 1/3 Height
- D** 3/4 Height, add **\$101.34** list
- F** Full Height, add **\$202.67** list

② Modesty Panel Cable Management:

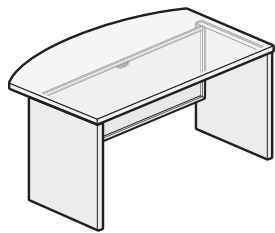
- N** No Scallop
- S** Scallop

- 2) Wood finish color for top.
- 3) Trim color for end panels.
- 4) Trim color for modesty panel.

X Series Desk Shells

Executive Bow Front Desk Shell — Wood Top with Laminate End Panels

Height	Depth	Width	Number	① ②	End Panel - Laminate A		End Panel - Laminate B	
					Modesty - Steel Trim A	Trim B	Modesty - Steel Trim A	Trim B
Top — Wood Group A								
29"(737mm)	30"(762mm)	30"(762mm)	JDHW-3030-KFFL		\$2527.01	\$2542.38	\$2608.09	\$2623.46
		36"(914mm)	JDHW-3036-KFFL		2613.11	2636.16	2694.19	2717.24
		42"(1067mm)	JDHW-3042-KFFL		2699.21	2729.94	2780.29	2811.02
		48"(1219mm)	JDHW-3048-KFFL		2785.31	2823.72	2866.39	2904.80
		54"(1372mm)	JDHW-3054-KFFL		2871.41	2917.50	2952.49	2998.58
		60"(1524mm)	JDHW-3060-KFFL		2957.51	3011.28	3038.59	3092.36
		66"(1676mm)	JDHW-3066-KFFL		3043.61	3105.06	3124.69	3186.14
		72"(1829mm)	JDHW-3072-KFFL		3129.71	3198.84	3210.79	3279.92
29"(737mm)	36"(914mm)	30"(762mm)	JDHW-3630-KFFL		\$2653.08	\$2653.08	\$2721.55	\$2736.92
		36"(914mm)	JDHW-3636-KFFL		2723.81	2746.86	2807.65	2830.70
		42"(1067mm)	JDHW-3642-KFFL		2809.91	2840.64	2893.75	2924.48
		48"(1219mm)	JDHW-3648-KFFL		2896.01	2934.42	2979.85	3018.26
		54"(1372mm)	JDHW-3654-KFFL		2982.11	3028.20	3065.95	3112.04
		60"(1524mm)	JDHW-3660-KFFL		3068.21	3121.98	3152.05	3205.82
		66"(1676mm)	JDHW-3666-KFFL		3154.31	3215.76	3238.15	3299.60
		72"(1829mm)	JDHW-3672-KFFL		3240.41	3309.54	3324.25	3393.38
Top — Wood Group B								
29"(737mm)	30"(762mm)	30"(762mm)	JDHW-3030-KFFL		\$2650.87	\$2666.24	\$2731.95	\$2747.32
		36"(914mm)	JDHW-3036-KFFL		2745.13	2768.18	2826.21	2849.26
		42"(1067mm)	JDHW-3042-KFFL		2839.39	2870.12	2920.47	2951.20
		48"(1219mm)	JDHW-3048-KFFL		2933.65	2972.06	3014.73	3053.14
		54"(1372mm)	JDHW-3054-KFFL		3027.91	3074.00	3108.99	3155.08
		60"(1524mm)	JDHW-3060-KFFL		3122.17	3175.94	3203.25	3257.02
		66"(1676mm)	JDHW-3066-KFFL		3216.43	3277.88	3297.51	3358.96
		72"(1829mm)	JDHW-3072-KFFL		3310.69	3379.82	3391.77	3460.90
29"(737mm)	36"(914mm)	30"(762mm)	JDHW-3630-KFFL		\$2766.49	\$2781.86	\$2850.33	\$2865.70
		36"(914mm)	JDHW-3636-KFFL		2860.75	2883.80	2944.59	2967.64
		42"(1067mm)	JDHW-3642-KFFL		2955.01	2985.74	3038.85	3069.58
		48"(1219mm)	JDHW-3648-KFFL		3049.27	3087.68	3133.11	3171.52
		54"(1372mm)	JDHW-3654-KFFL		3143.53	3189.62	3227.37	3273.46
		60"(1524mm)	JDHW-3660-KFFL		3237.79	3291.56	3321.63	3375.40
		66"(1676mm)	JDHW-3666-KFFL		3332.05	3393.50	3415.89	3477.34
		72"(1829mm)	JDHW-3672-KFFL		3426.31	3495.44	3510.15	3579.28



JDHW-KFFLDS

Features

- Includes wood top, laminate end panels, steel modesty panel, and assembly hardware.
- Wood veneer top has 3mm edgeband on user and guest edge, and 1mm edgeband on sides.
- Bow edge on guest side extends 10"(254mm) beyond end panels at the center of the desk (4"(102mm) of extension + 6"(152mm) of bow).
- Modesty panel is available with or without scallop wireway for cable management; scallop is centered at top of modesty panel.
- Glides provide 1.5"(38mm) adjustment range.
- Field assembled.

Specification Tip

- When placing a mobile, attached, or suspended pedestal inside the desk shell, pedestal depth must be at least 12"(305mm) less than nominal depth of top. See table.

Desk/Pedestal Nominal Depths

Desk Depth	Pedestal Depth
30"(762mm)	18"(457mm)
36"(914mm)	24"(610mm)

To Order, Specify:

- Product number, including:

① Modesty Panel Height:

- B** 1/3 Height
- D** 3/4 Height, add **\$101.34** list
- F** Full Height, add **\$202.67** list

② Modesty Panel Cable Management:

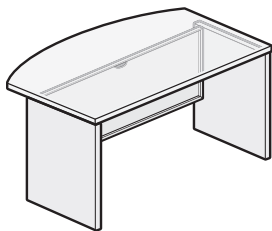
- N** No Scallop
- S** Scallop

- Wood finish color for top.
- Laminate color for end panels.
- Edge trim color for end panels.
- Trim color for modesty panel.

X Series Desk Shells

Executive Bow Front Desk Shell — Wood Top with Wood End Panels

Height	Depth	Width	Number	①②	End Panel - Wood Group A		End Panel - Wood Group B	
					Modesty - Steel Trim A	Trim B	Modesty - Steel Trim A	Trim B
Top — Wood Group A								
29"(737mm)	30"(762mm)	30"(762mm)	JDHW-3030-KFFW		\$3047.03	\$3062.40	\$3320.87	\$3336.24
		36"(914mm)	JDHW-3036-KFFW		3133.13	3156.18	3406.97	3430.02
		42"(1067mm)	JDHW-3042-KFFW		3219.23	3249.96	3493.07	3523.80
		48"(1219mm)	JDHW-3048-KFFW		3305.33	3343.74	3579.17	3617.58
		54"(1372mm)	JDHW-3054-KFFW		3391.43	3437.52	3665.27	3711.36
		60"(1524mm)	JDHW-3060-KFFW		3477.53	3531.30	3751.37	3805.14
		66"(1676mm)	JDHW-3066-KFFW		3563.63	3625.08	3837.47	3898.92
		72"(1829mm)	JDHW-3072-KFFW		3649.73	3718.86	3923.57	3992.70
29"(737mm)	36"(914mm)	30"(762mm)	JDHW-3630-KFFW		\$3157.73	\$3173.10	\$3438.17	\$3453.54
		36"(914mm)	JDHW-3636-KFFW		3243.83	3266.88	3524.27	3547.32
		42"(1067mm)	JDHW-3642-KFFW		3329.93	3360.66	3610.37	3641.10
		48"(1219mm)	JDHW-3648-KFFW		3416.03	3454.44	3696.47	3734.88
		54"(1372mm)	JDHW-3654-KFFW		3502.13	3548.22	3782.57	3828.66
		60"(1524mm)	JDHW-3660-KFFW		3588.23	3642.00	3868.67	3922.44
		66"(1676mm)	JDHW-3666-KFFW		3674.33	3735.78	3954.77	4016.22
		72"(1829mm)	JDHW-3672-KFFW		3760.43	3829.56	4040.87	4110.00
Top — Wood Group B								
29"(737mm)	30"(762mm)	30"(762mm)	JDHW-3030-KFFW		\$3170.89	\$3186.26	\$3444.73	\$3460.10
		36"(914mm)	JDHW-3036-KFFW		3265.15	3288.20	3538.99	3562.04
		42"(1067mm)	JDHW-3042-KFFW		3359.41	3390.14	3633.25	3663.98
		48"(1219mm)	JDHW-3048-KFFW		3453.67	3492.08	3727.51	3765.92
		54"(1372mm)	JDHW-3054-KFFW		3547.93	3594.02	3821.77	3867.86
		60"(1524mm)	JDHW-3060-KFFW		3642.19	3695.96	3916.03	3969.80
		66"(1676mm)	JDHW-3066-KFFW		3736.45	3797.90	4010.29	4071.74
		72"(1829mm)	JDHW-3072-KFFW		3830.71	3899.84	4104.55	4173.68
29"(737mm)	36"(914mm)	30"(762mm)	JDHW-3630-KFFW		\$3286.51	\$3301.88	\$3566.95	\$3582.32
		36"(914mm)	JDHW-3636-KFFW		3380.77	3403.82	3661.21	3684.26
		42"(1067mm)	JDHW-3642-KFFW		3475.03	3505.76	3755.47	3786.20
		48"(1219mm)	JDHW-3648-KFFW		3569.29	3607.70	3849.73	3888.14
		54"(1372mm)	JDHW-3654-KFFW		3663.55	3709.64	3943.99	3990.08
		60"(1524mm)	JDHW-3660-KFFW		3757.81	3811.58	4038.25	4092.02
		66"(1676mm)	JDHW-3666-KFFW		3852.07	3913.52	4132.51	4193.96
		72"(1829mm)	JDHW-3672-KFFW		3946.33	4015.46	4226.77	4295.90



JDHW-KFFWDS

Features

- Includes wood top, wood end panels, steel modesty panel, and assembly hardware.
- Wood veneer top has 3mm edgeband on user and guest edge, and 1mm edgeband on sides.
- Bow edge on guest side extends 10"(254mm) beyond end panels at the center of the desk (4"(102mm) of extension + 6"(152mm) of bow).
- Modesty panel is available with or without scallop wireway for cable management; scallop is centered at top of modesty panel.
- Glides provide 1.5"(38mm) adjustment range.
- Field assembled.

Specification Tip

- When placing a mobile, attached, or suspended pedestal inside the desk shell, pedestal depth must be at least 12"(305mm) less than nominal depth of top. See table.

Desk/Pedestal Nominal Depths

Desk Depth	Pedestal Depth
30"(762mm)	18"(457mm)
36"(914mm)	24"(610mm)

To Order, Specify:

- 1) Product number, including:

① Modesty Panel Height:

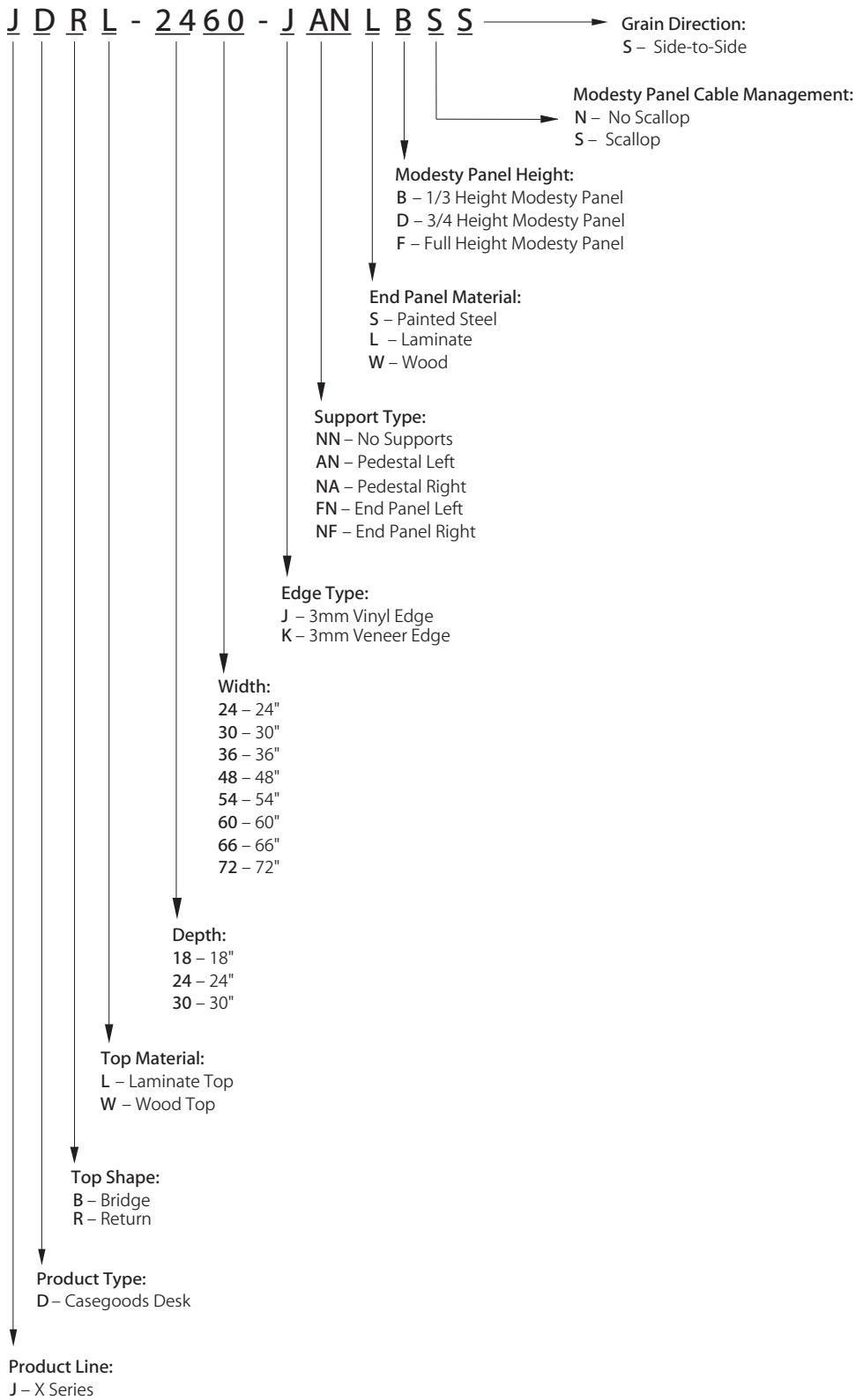
- B** 1/3 Height
- D** 3/4 Height, add **\$101.34** list
- F** Full Height, add **\$202.67** list

② Modesty Panel Cable Management:

- N** No Scallop
- S** Scallop

- 2) Wood finish color for top.
- 3) Wood finish color for end panels.
- 4) Trim color for modesty panel.

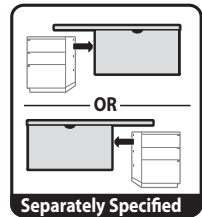
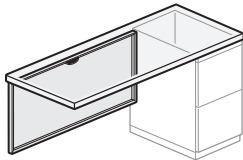
X Series Returns and Bridges — Catalog Logic



X Series Returns

Pedestal Return — Laminate Top

Height	Depth	Width	Number	①	②	③	Top - Laminate A		Top - Laminate B	
							Modesty - Steel Trim A	Trim B	Modesty - Steel Trim A	Trim B
29"(737mm)	18"(457mm)	36"(914mm)	JDRL-1836-J	N		S	\$ 814.25	\$ 835.10	\$ 831.22	\$ 852.07
		42"(1067mm)	JDRL-1842-J	N		S	891.59	919.40	914.62	942.43
		48"(1219mm)	JDRL-1848-J	N		S	968.93	1003.70	998.02	1032.79
		54"(1372mm)	JDRL-1854-J	N		S	1046.27	1088.00	1081.42	1123.15
		60"(1524mm)	JDRL-1860-J	N		S	1123.61	1172.30	1164.82	1213.51
		66"(1676mm)	JDRL-1866-J	N		S	1200.95	1256.60	1248.22	1303.87
		72"(1829mm)	JDRL-1872-J	N		S	1278.29	1340.90	1331.62	1394.23
29"(737mm)	24"(610mm)	36"(914mm)	JDRL-2436-J	N		S	\$ 858.77	\$ 879.62	\$ 879.34	\$ 900.19
		42"(1067mm)	JDRL-2442-J	N		S	936.11	963.92	962.74	990.55
		48"(1219mm)	JDRL-2448-J	N		S	1013.45	1048.22	1046.14	1080.91
		54"(1372mm)	JDRL-2454-J	N		S	1090.79	1132.52	1129.54	1171.27
		60"(1524mm)	JDRL-2460-J	N		S	1168.13	1216.82	1212.94	1261.63
		66"(1676mm)	JDRL-2466-J	N		S	1245.47	1301.12	1296.34	1351.99
		72"(1829mm)	JDRL-2472-J	N		S	1322.81	1385.42	1379.74	1442.35
29"(737mm)	30"(762mm)	36"(914mm)	JDRL-3036-J	N		S	\$ 903.29	\$ 924.14	\$ 927.46	\$ 948.31
		42"(1067mm)	JDRL-3042-J	N		S	980.63	1008.44	1010.86	1038.67
		48"(1219mm)	JDRL-3048-J	N		S	1057.97	1092.74	1094.26	1129.03
		54"(1372mm)	JDRL-3054-J	N		S	1135.31	1177.04	1177.66	1219.39
		60"(1524mm)	JDRL-3060-J	N		S	1212.65	1261.34	1261.06	1309.75
		66"(1676mm)	JDRL-3066-J	N		S	1289.99	1345.64	1344.46	1400.11
		72"(1829mm)	JDRL-3072-J	N		S	1367.33	1429.94	1427.86	1490.47



JDRL-JNANDSS
(Right-Hand)

Features

- Includes laminate top, steel modesty panel, and hardware for assembly and attachment to adjacent desk shell, single pedestal desk, corner unit, or convergent with end panel.
- High-pressure laminate top has 3mm edgeband on user side, and 1mm edgeband on guest edge and sides.
- Modesty panel is available with or without scallop wireway for cable management; scallop is centered at top of modesty panel.
- Glides provide 1"(25mm) adjustment range.
- Field assembled.

Specification Tip

- One X Series desk pedestal must be specified separately; nominal depth of desk pedestal must match nominal depth of return top.

To Order, Specify:

- 1) Product number, including:

① Orientation:

- AN** Left-hand
- NA** Right-hand

② Modesty Panel Height:

- B** 1/3 Height
- D** 3/4 Height, add **\$91.09** list
- F** Full Height, add **\$182.18** list

③ Modesty Panel Cable Management:

- N** No Scallop
- S** Scallop

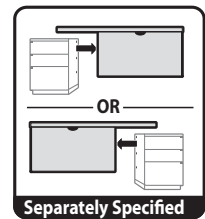
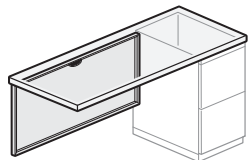
- 2) Laminate color for top.
- 3) Edge trim color for top.
- 4) Trim color for modesty panel.

***Note:** Desk pedestals must be specified separately.

X Series Returns

Pedestal Return — Wood Top

Height	Depth	Width	Number	① ② ③			Top - Wood Group A Modesty - Steel		Top - Wood Group B Modesty - Steel	
				N	S		Trim A	Trim B	Trim A	Trim B
29"(737mm)	18"(457mm)	36"(914mm)	JDRW-1836-K	N	S		\$1154.89	\$1175.74	\$1239.05	\$1259.90
		42"(1067mm)	JDRW-1842-K	N	S		1232.23	1260.04	1323.89	1351.70
		48"(1219mm)	JDRW-1848-K	N	S		1309.57	1344.34	1408.73	1443.50
		54"(1372mm)	JDRW-1854-K	N	S		1386.91	1428.64	1493.57	1535.30
		60"(1524mm)	JDRW-1860-K	N	S		1464.25	1512.94	1578.41	1627.10
		66"(1676mm)	JDRW-1866-K	N	S		1541.59	1597.24	1663.25	1718.90
		72"(1829mm)	JDRW-1872-K	N	S		1618.93	1681.54	1748.09	1810.70
29"(737mm)	24"(610mm)	36"(914mm)	JDRW-2436-K	N	S		\$1223.41	\$1244.26	\$1311.95	\$1332.80
		42"(1067mm)	JDRW-2442-K	N	S		1300.75	1328.56	1396.79	1424.60
		48"(1219mm)	JDRW-2448-K	N	S		1378.09	1412.86	1481.63	1516.40
		54"(1372mm)	JDRW-2454-K	N	S		1455.43	1497.16	1566.47	1608.20
		60"(1524mm)	JDRW-2460-K	N	S		1532.77	1581.46	1651.31	1700.00
		66"(1676mm)	JDRW-2466-K	N	S		1610.11	1665.76	1736.15	1791.80
		72"(1829mm)	JDRW-2472-K	N	S		1687.45	1750.06	1820.99	1883.60
29"(737mm)	30"(762mm)	36"(914mm)	JDRW-3036-K	N	S		\$1291.93	\$1312.78	\$1384.85	\$1405.70
		42"(1067mm)	JDRW-3042-K	N	S		1369.27	1397.08	1469.69	1497.50
		48"(1219mm)	JDRW-3048-K	N	S		1446.61	1481.38	1554.53	1589.30
		54"(1372mm)	JDRW-3054-K	N	S		1523.95	1565.68	1639.37	1681.10
		60"(1524mm)	JDRW-3060-K	N	S		1601.29	1649.98	1724.21	1772.90
		66"(1676mm)	JDRW-3066-K	N	S		1678.63	1734.28	1809.05	1864.70
		72"(1829mm)	JDRW-3072-K	N	S		1755.97	1818.58	1893.89	1956.50



JDRW-KNANDSS
(Right-Hand)

Features

- Includes wood top, steel modesty panel, and hardware for assembly and attachment to adjacent desk shell, single pedestal desk, corner unit, or convergent with end panel.
- High-pressure laminate top has 3mm edgeband on user side, and 1mm edgeband on guest edge and sides.
- Modesty panel is available with or without scallop wireway for cable management; scallop is centered at top of modesty panel.
- Glides provide 1.5"(38mm) adjustment range.
- Field assembled.

Specification Tip

- One X Series desk pedestal must be specified separately; nominal depth of desk pedestal must match nominal depth of return top.

To Order, Specify:

- 1) Product number, including:

① Orientation:

- AN** Left-hand
- NA** Right-hand

② Modesty Panel Height:

- B** 1/3 Height
- D** 3/4 Height, add **\$91.09** list
- F** Full Height, add **\$182.18** list

③ Modesty Panel Cable Management:

- N** No Scallop
- S** Scallop

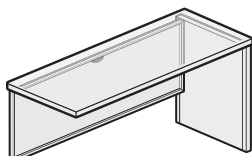
- 2) Wood finish color for top.
- 3) Trim color for modesty panel.

***Note:** Desk pedestals must be specified separately.

X Series Returns

Return — Laminate Top with Steel End Panel

Height	Depth	Width	Number	①	②	③	End Panel - Steel Trim A		End Panel - Steel Trim B	
							Modesty - Steel Trim A	Trim B	Modesty - Steel Trim A	Trim B
Top — Laminate A										
29"(737mm)	18"(457mm)	24"(610mm)	JDRL-1824-J	S	S	S	\$1334.35	\$1341.28	\$1380.81	\$1387.74
		30"(762mm)	JDRL-1830-J	S	S	S	1411.69	1425.58	1458.15	1472.04
		36"(914mm)	JDRL-1836-J	S	S	S	1489.03	1509.88	1535.49	1556.34
		42"(1067mm)	JDRL-1842-J	S	S	S	1566.37	1594.18	1612.83	1640.64
		48"(1219mm)	JDRL-1848-J	S	S	S	1643.71	1678.48	1690.17	1724.94
		54"(1372mm)	JDRL-1854-J	S	S	S	1721.05	1762.78	1767.51	1809.24
		60"(1524mm)	JDRL-1860-J	S	S	S	1798.39	1847.08	1844.85	1893.54
29"(737mm)	24"(610mm)	24"(610mm)	JDRL-2424-J	S	S	S	\$1394.41	\$1401.34	\$1454.49	\$1461.42
		30"(762mm)	JDRL-2430-J	S	S	S	1471.75	1485.64	1531.83	1545.72
		36"(914mm)	JDRL-2436-J	S	S	S	1549.09	1569.94	1609.17	1630.02
		42"(1067mm)	JDRL-2442-J	S	S	S	1626.43	1654.24	1686.51	1714.32
		48"(1219mm)	JDRL-2448-J	S	S	S	1703.77	1738.54	1763.85	1798.62
		54"(1372mm)	JDRL-2454-J	S	S	S	1781.11	1822.84	1841.19	1882.92
		60"(1524mm)	JDRL-2460-J	S	S	S	1858.45	1907.14	1918.53	1967.22
29"(737mm)	30"(762mm)	24"(610mm)	JDRL-3024-J	S	S	S	\$1454.47	\$1461.40	\$1528.17	\$1535.10
		30"(762mm)	JDRL-3030-J	S	S	S	1531.81	1545.70	1605.51	1619.40
		36"(914mm)	JDRL-3036-J	S	S	S	1609.15	1630.00	1682.85	1703.70
		42"(1067mm)	JDRL-3042-J	S	S	S	1686.49	1714.30	1760.19	1788.00
		48"(1219mm)	JDRL-3048-J	S	S	S	1763.83	1798.60	1837.53	1872.30
		54"(1372mm)	JDRL-3054-J	S	S	S	1841.17	1882.90	1914.87	1956.60
		60"(1524mm)	JDRL-3060-J	S	S	S	1918.51	1967.20	1992.21	2040.90
		66"(1676mm)	JDRL-3066-J	S	S	1995.85	2051.50	2069.55	2125.20	
Top — Laminate B										
29"(737mm)	18"(457mm)	24"(610mm)	JDRL-1824-J	S	S	S	\$1339.20	\$1346.13	\$1385.66	\$1392.59
		30"(762mm)	JDRL-1830-J	S	S	S	1422.60	1436.49	1469.06	1482.95
		36"(914mm)	JDRL-1836-J	S	S	S	1506.00	1526.85	1552.46	1573.31
		42"(1067mm)	JDRL-1842-J	S	S	S	1589.40	1617.21	1635.86	1663.67
		48"(1219mm)	JDRL-1848-J	S	S	S	1672.80	1707.57	1719.26	1754.03
		54"(1372mm)	JDRL-1854-J	S	S	S	1756.20	1797.93	1802.66	1844.39
		60"(1524mm)	JDRL-1860-J	S	S	S	1839.60	1888.29	1886.06	1934.75
29"(737mm)	24"(610mm)	24"(610mm)	JDRL-2424-J	S	S	S	\$1402.86	\$1409.79	\$1462.94	\$1469.87
		30"(762mm)	JDRL-2430-J	S	S	S	1486.26	1500.15	1546.34	1560.23
		36"(914mm)	JDRL-2436-J	S	S	S	1569.66	1590.51	1629.74	1650.59
		42"(1067mm)	JDRL-2442-J	S	S	S	1653.06	1680.87	1713.14	1740.95
		48"(1219mm)	JDRL-2448-J	S	S	S	1736.46	1771.23	1796.54	1831.31
		54"(1372mm)	JDRL-2454-J	S	S	S	1819.86	1861.59	1879.94	1921.67
		60"(1524mm)	JDRL-2460-J	S	S	S	1903.26	1951.95	1963.34	2012.03
29"(737mm)	30"(762mm)	24"(610mm)	JDRL-3024-J	S	S	S	\$1466.52	\$1473.45	\$1540.22	\$1547.15
		30"(762mm)	JDRL-3030-J	S	S	S	1549.92	1563.81	1623.62	1637.51
		36"(914mm)	JDRL-3036-J	S	S	S	1633.32	1654.17	1707.02	1727.87
		42"(1067mm)	JDRL-3042-J	S	S	S	1716.72	1744.53	1790.42	1818.23
		48"(1219mm)	JDRL-3048-J	S	S	S	1800.12	1834.89	1873.82	1908.59
		54"(1372mm)	JDRL-3054-J	S	S	S	1883.52	1925.25	1957.22	1998.95
		60"(1524mm)	JDRL-3060-J	S	S	S	1966.92	2015.61	2040.62	2089.31
		66"(1676mm)	JDRL-3066-J	S	S	2050.32	2105.97	2124.02	2179.67	



JDRL-INFS DSS
(Right-Hand)

Features

- Includes laminate top, steel end panel, steel modesty panel, and hardware for assembly and attachment to adjacent desk shell, single pedestal desk, corner unit, or convergent with end panel.
- High-pressure laminate top has 3mm edgeband on user side, and 1mm edgeband on guest edge and sides.
- Modesty panel is available with or without scallop wireway for cable management; scallop is centered at top of modesty panel.
- Glides provide 1.5"(38mm) adjustment range.
- Field assembled.

Specification Tip

- If using mobile, attached or suspended pedestals, specify the pedestal depth at least 6"(152mm) less than nominal depth of top. See table.

Desk/Pedestal Nominal Depths

Desk Depth	Pedestal Depth
18"(457mm)	N/A
24"(610mm)	18"(457mm)
30"(762mm)	24"(610mm)

To Order, Specify:

- Product number, including:

① Orientation:

- FN** Left-hand
- NF** Right-hand

② Modesty Panel Height:

- B** 1/3 Height
- D** 3/4 Height, add \$91.09 list
- F** Full Height, add \$182.18 list

③ Modesty Panel Cable Management:

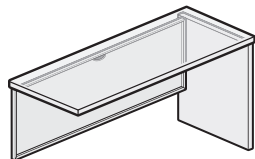
- N** No Scallop
- S** Scallop

- Laminate color for top.
- Edge trim color for top.
- Trim color for end panel.
- Trim color for modesty panel.

X Series Returns

Return — Laminate Top with Laminate End Panel

Height	Depth	Width	Number	① ② ③		End Panel - Laminate A Modesty - Steel		End Panel - Laminate B Modesty - Steel			
				①	② ③	Trim A	Trim B	Trim A	Trim B		
Top — Laminate A											
29"(737mm)	18"(457mm)	24"(610mm)	JDRL-1824-J	L	S	\$1168.36	\$1175.29	\$1202.31	\$1209.24		
		30"(762mm)	JDRL-1830-J	L	S	1245.70	1259.59	1279.65	1293.54		
		36"(914mm)	JDRL-1836-J	L	S	1323.04	1343.89	1356.99	1377.84		
		42"(1067mm)	JDRL-1842-J	L	S	1400.38	1428.19	1434.33	1462.14		
		48"(1219mm)	JDRL-1848-J	L	S	1477.72	1512.49	1511.67	1546.44		
		54"(1372mm)	JDRL-1854-J	L	S	1555.06	1596.79	1589.01	1630.74		
		60"(1524mm)	JDRL-1860-J	L	S	1632.40	1681.09	1666.35	1715.04		
29"(737mm)	24"(610mm)	24"(610mm)	JDRL-2424-J	L	S	\$1228.42	\$1235.35	\$1263.51	\$1270.44		
		30"(762mm)	JDRL-2430-J	L	S	1305.76	1319.65	1340.85	1354.74		
		36"(914mm)	JDRL-2436-J	L	S	1383.10	1403.95	1418.19	1439.04		
		42"(1067mm)	JDRL-2442-J	L	S	1460.44	1488.25	1495.53	1523.34		
		48"(1219mm)	JDRL-2448-J	L	S	1537.78	1572.55	1572.87	1607.64		
		54"(1372mm)	JDRL-2454-J	L	S	1615.12	1656.85	1650.21	1691.94		
		60"(1524mm)	JDRL-2460-J	L	S	1692.46	1741.15	1727.55	1776.24		
29"(737mm)	30"(762mm)	24"(610mm)	JDRL-3024-J	L	S	\$1288.48	\$1295.41	\$1324.71	\$1331.64		
		30"(762mm)	JDRL-3030-J	L	S	1365.82	1379.71	1402.05	1415.94		
		36"(914mm)	JDRL-3036-J	L	S	1443.16	1464.01	1479.39	1500.24		
		42"(1067mm)	JDRL-3042-J	L	S	1520.50	1548.31	1556.73	1584.54		
		48"(1219mm)	JDRL-3048-J	L	S	1597.84	1632.61	1634.07	1668.84		
		54"(1372mm)	JDRL-3054-J	L	S	1675.18	1716.91	1711.41	1753.14		
		60"(1524mm)	JDRL-3060-J	L	S	1752.52	1801.21	1788.75	1837.44		
29"(737mm)	30"(762mm)	66"(1676mm)	JDRL-3066-J	L	S	1829.86	1885.51	1866.09	1921.74		
		Top — Laminate B									
		29"(737mm)	18"(457mm)	24"(610mm)	JDRL-1824-J	L	S	\$1173.21	\$1180.14	\$1207.16	\$1214.09
				30"(762mm)	JDRL-1830-J	L	S	1256.61	1270.50	1290.56	1304.45
				36"(914mm)	JDRL-1836-J	L	S	1340.01	1360.86	1373.96	1394.81
				42"(1067mm)	JDRL-1842-J	L	S	1423.41	1451.22	1457.36	1485.17
				48"(1219mm)	JDRL-1848-J	L	S	1506.81	1541.58	1540.76	1575.53
54"(1372mm)	JDRL-1854-J			L	S	1590.21	1631.94	1624.16	1665.89		
60"(1524mm)	JDRL-1860-J			L	S	1673.61	1722.30	1707.56	1756.25		
29"(737mm)	24"(610mm)	24"(610mm)	JDRL-2424-J	L	S	\$1236.87	\$1243.80	\$1271.96	\$1278.89		
		30"(762mm)	JDRL-2430-J	L	S	1320.27	1334.16	1355.36	1369.25		
		36"(914mm)	JDRL-2436-J	L	S	1403.67	1424.52	1438.76	1459.61		
		42"(1067mm)	JDRL-2442-J	L	S	1487.07	1514.88	1522.16	1549.97		
		48"(1219mm)	JDRL-2448-J	L	S	1570.47	1605.24	1605.56	1640.33		
		54"(1372mm)	JDRL-2454-J	L	S	1653.87	1695.60	1688.96	1730.69		
		60"(1524mm)	JDRL-2460-J	L	S	1737.27	1785.96	1772.36	1821.05		
29"(737mm)	30"(762mm)	24"(610mm)	JDRL-3024-J	L	S	\$1300.53	\$1307.46	\$1336.76	\$1343.69		
		30"(762mm)	JDRL-3030-J	L	S	1383.93	1397.82	1420.16	1434.05		
		36"(914mm)	JDRL-3036-J	L	S	1467.33	1488.18	1503.56	1524.41		
		42"(1067mm)	JDRL-3042-J	L	S	1550.73	1578.54	1586.96	1614.77		
		48"(1219mm)	JDRL-3048-J	L	S	1634.13	1668.90	1670.36	1705.13		
		54"(1372mm)	JDRL-3054-J	L	S	1717.53	1759.26	1753.76	1795.49		
		60"(1524mm)	JDRL-3060-J	L	S	1800.93	1849.62	1837.16	1885.85		
29"(737mm)	30"(762mm)	66"(1676mm)	JDRL-3066-J	L	S	1884.33	1939.98	1920.56	1976.21		



JDRL-INFLDSS
(Right-Hand)

Features

- Includes laminate top, laminate end panel, steel modesty panel, and hardware for assembly and attachment to adjacent desk shell, single pedestal desk, corner unit, or convergent with end panel.
- High-pressure laminate top has 3mm edgeband on user side, and 1mm edgeband on guest edge and sides.
- Modesty panel is available with or without scallop wireway for cable management; scallop is centered at top of modesty panel.
- Glides provide 1.5"(38mm) adjustment range.
- Field assembled.

Specification Tip

- If using mobile, attached or suspended pedestals, specify the pedestal depth at least 6"(152mm) less than nominal depth of top. See table.

Desk/Pedestal Nominal Depths

Desk Depth	Pedestal Depth
18"(457mm)	N/A
24"(610mm)	18"(457mm)
30"(762mm)	24"(610mm)

To Order, Specify:

- 1) Product number, including:

① Orientation:

- FN** Left-hand
- NF** Right-hand

② Modesty Panel Height:

- B** 1/3 Height
- D** 3/4 Height, add \$91.09 list
- F** Full Height, add \$182.18 list

③ Modesty Panel Cable Management:

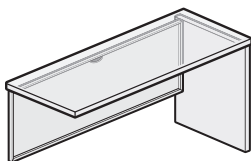
- N** No Scallop
- S** Scallop

- 2) Laminate color for top.
- 3) Edge trim color for top.
- 4) Laminate color for end panel.
- 5) Edge trim color for end panel.
- 6) Trim color for modesty panel.

X Series Returns

Return — Laminate Top with Wood End Panel

Height	Depth	Width	Number	① ② ③			End Panel - Wood Group A		End Panel - Wood Group B			
				Modesty - Steel	Trim A	Trim B	Modesty - Steel	Trim A	Trim B			
Top — Laminate A												
29"(737mm)	18"(457mm)	24"(610mm)	JDRL-1824-J	W	S	\$1317.79	\$1324.72	\$1434.96	\$1441.89			
		30"(762mm)	JDRL-1830-J	W	S	1395.13	1409.02	1512.30	1526.19			
		36"(914mm)	JDRL-1836-J	W	S	1472.47	1493.32	1589.64	1610.49			
		42"(1067mm)	JDRL-1842-J	W	S	1549.81	1577.62	1666.98	1694.79			
		48"(1219mm)	JDRL-1848-J	W	S	1627.15	1661.92	1744.32	1779.09			
		54"(1372mm)	JDRL-1854-J	W	S	1704.49	1746.22	1821.66	1863.39			
		60"(1524mm)	JDRL-1860-J	W	S	1781.83	1830.52	1899.00	1947.69			
29"(737mm)	24"(610mm)	24"(610mm)	JDRL-2424-J	W	S	\$1377.85	\$1384.78	\$1497.72	\$1504.65			
		30"(762mm)	JDRL-2430-J	W	S	1455.19	1469.08	1575.06	1588.95			
		36"(914mm)	JDRL-2436-J	W	S	1532.53	1553.38	1652.40	1673.25			
		42"(1067mm)	JDRL-2442-J	W	S	1609.87	1637.68	1729.74	1757.55			
		48"(1219mm)	JDRL-2448-J	W	S	1687.21	1721.98	1807.08	1841.85			
		54"(1372mm)	JDRL-2454-J	W	S	1764.55	1806.28	1884.42	1926.15			
		60"(1524mm)	JDRL-2460-J	W	S	1841.89	1890.58	1961.76	2010.45			
29"(737mm)	30"(762mm)	24"(610mm)	JDRL-3024-J	W	S	\$1437.91	\$1444.84	\$1560.48	\$1567.41			
		30"(762mm)	JDRL-3030-J	W	S	1515.25	1529.14	1637.82	1651.71			
		36"(914mm)	JDRL-3036-J	W	S	1592.59	1613.44	1715.16	1736.01			
		42"(1067mm)	JDRL-3042-J	W	S	1669.93	1697.74	1792.50	1820.31			
		48"(1219mm)	JDRL-3048-J	W	S	1747.27	1782.04	1869.84	1904.61			
		54"(1372mm)	JDRL-3054-J	W	S	1824.61	1866.34	1947.18	1988.91			
		60"(1524mm)	JDRL-3060-J	W	S	1901.95	1950.64	2024.52	2073.21			
29"(737mm)	30"(762mm)	66"(1676mm)	JDRL-3066-J	W	S	1979.29	2034.94	2101.86	2157.51			
		Top — Laminate B										
		29"(737mm)	18"(457mm)	24"(610mm)	JDRL-1824-J	W	S	\$1322.64	\$1329.57	\$1439.81	\$1446.74	
				30"(762mm)	JDRL-1830-J	W	S	1406.04	1419.93	1523.21	1537.10	
				36"(914mm)	JDRL-1836-J	W	S	1489.44	1510.29	1606.61	1627.46	
				42"(1067mm)	JDRL-1842-J	W	S	1572.84	1600.65	1690.01	1717.82	
				48"(1219mm)	JDRL-1848-J	W	S	1656.24	1691.01	1773.41	1808.18	
54"(1372mm)	JDRL-1854-J			W	S	1739.64	1781.37	1856.81	1898.54			
60"(1524mm)	JDRL-1860-J			W	S	1823.04	1871.73	1940.21	1988.90			
29"(737mm)	24"(610mm)	24"(610mm)	JDRL-2424-J	W	S	\$1386.30	\$1393.23	\$1506.17	\$1513.10			
		30"(762mm)	JDRL-2430-J	W	S	1469.70	1483.59	1589.57	1603.46			
		36"(914mm)	JDRL-2436-J	W	S	1553.10	1573.95	1672.97	1693.82			
		42"(1067mm)	JDRL-2442-J	W	S	1636.50	1664.31	1756.37	1784.18			
		48"(1219mm)	JDRL-2448-J	W	S	1719.90	1754.67	1839.77	1874.54			
		54"(1372mm)	JDRL-2454-J	W	S	1803.30	1845.03	1923.17	1964.90			
		60"(1524mm)	JDRL-2460-J	W	S	1886.70	1935.39	2006.57	2055.26			
29"(737mm)	30"(762mm)	24"(610mm)	JDRL-3024-J	W	S	\$1449.96	\$1456.89	\$1572.53	\$1579.46			
		30"(762mm)	JDRL-3030-J	W	S	1533.36	1547.25	1655.93	1669.82			
		36"(914mm)	JDRL-3036-J	W	S	1616.76	1637.61	1739.33	1760.18			
		42"(1067mm)	JDRL-3042-J	W	S	1700.16	1727.97	1822.73	1850.54			
		48"(1219mm)	JDRL-3048-J	W	S	1783.56	1818.33	1906.13	1940.90			
		54"(1372mm)	JDRL-3054-J	W	S	1866.96	1908.69	1989.53	2031.26			
		60"(1524mm)	JDRL-3060-J	W	S	1950.36	1999.05	2072.93	2121.62			
29"(737mm)	30"(762mm)	66"(1676mm)	JDRL-3066-J	W	S	2033.76	2089.41	2156.33	2211.98			



JDRL-JNFWDS5
(Right-Hand)

Features

- Includes laminate top, wood end panel, steel modesty panel, and hardware for assembly and attachment to adjacent desk shell, single pedestal desk, corner unit, or convergent with end panel.
- High-pressure laminate top has 3mm edgeband on user side, and 1mm edgeband on guest edge and sides.
- Modesty panel is available with or without scallop wireway for cable management; scallop is centered at top of modesty panel.
- Glides provide 1.5"(38mm) adjustment range.
- Field assembled.

Specification Tip

- If using mobile, attached or suspended pedestals, specify the pedestal depth at least 6"(152mm) less than nominal depth of top. See table.

Desk/Pedestal Nominal Depths

Desk Depth	Pedestal Depth
18"(457mm)	N/A
24"(610mm)	18"(457mm)
30"(762mm)	24"(610mm)

To Order, Specify:

- 1) Product number, including:

① Orientation:

- FN** Left-hand
- NF** Right-hand

② Modesty Panel Height:

- B** 1/3 Height
- D** 3/4 Height, add \$91.09 list
- F** Full Height, add \$182.18 list

③ Modesty Panel Cable Management:

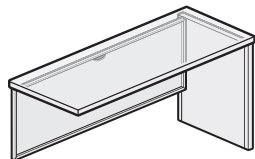
- N** No Scallop
- S** Scallop

- 2) Laminate color for top.
- 3) Edge trim color for top.
- 4) Wood finish color for end panel.
- 5) Trim color for modesty panel.

X Series Returns

Return — Wood Top with Steel End Panel

Height	Depth	Width	Number	① ② ③			End Panel - Steel Trim A		End Panel - Steel Trim B	
							Modesty - Steel Trim A	Trim B	Modesty - Steel Trim A	Trim B
Top — Wood Group A										
29"(737mm)	18"(457mm)	24"(610mm)	JDRW-1824-K	S	S	S	\$1674.99	\$1681.92	\$1721.45	\$1728.38
		30"(762mm)	JDRW-1830-K	S	S	S	1752.33	1766.22	1798.79	1812.68
		36"(914mm)	JDRW-1836-K	S	S	S	1829.67	1850.52	1876.13	1896.98
		42"(1067mm)	JDRW-1842-K	S	S	S	1907.01	1934.82	1953.47	1981.28
		48"(1219mm)	JDRW-1848-K	S	S	S	1984.35	2019.12	2030.81	2065.58
		54"(1372mm)	JDRW-1854-K	S	S	S	2061.69	2103.42	2108.15	2149.88
		60"(1524mm)	JDRW-1860-K	S	S	S	2139.03	2187.72	2185.49	2234.18
		66"(1676mm)	JDRW-1866-K	S	S	S	2216.37	2272.02	2262.83	2318.48
29"(737mm)	24"(610mm)	24"(610mm)	JDRW-2424-K	S	S	S	\$1759.05	\$1765.98	\$1819.13	\$1826.06
		30"(762mm)	JDRW-2430-K	S	S	S	1836.39	1850.28	1896.47	1910.36
		36"(914mm)	JDRW-2436-K	S	S	S	1913.73	1934.58	1973.81	1994.66
		42"(1067mm)	JDRW-2442-K	S	S	S	1991.07	2018.88	2051.15	2078.96
		48"(1219mm)	JDRW-2448-K	S	S	S	2068.41	2103.18	2128.49	2163.26
		54"(1372mm)	JDRW-2454-K	S	S	S	2145.75	2187.48	2205.83	2247.56
		60"(1524mm)	JDRW-2460-K	S	S	S	2223.09	2271.78	2283.17	2331.86
		66"(1676mm)	JDRW-2466-K	S	S	S	2300.43	2356.08	2360.51	2416.16
29"(737mm)	30"(762mm)	24"(610mm)	JDRW-3024-K	S	S	S	\$1843.11	\$1850.04	\$1916.81	\$1923.74
		30"(762mm)	JDRW-3030-K	S	S	S	1920.45	1934.34	1994.15	2008.04
		36"(914mm)	JDRW-3036-K	S	S	S	1997.79	2018.64	2071.49	2092.34
		42"(1067mm)	JDRW-3042-K	S	S	S	2075.13	2102.94	2148.83	2176.64
		48"(1219mm)	JDRW-3048-K	S	S	S	2152.47	2187.24	2226.17	2260.94
		54"(1372mm)	JDRW-3054-K	S	S	S	2229.81	2271.54	2303.51	2345.24
		60"(1524mm)	JDRW-3060-K	S	S	S	2307.15	2355.84	2380.85	2429.54
		66"(1676mm)	JDRW-3066-K	S	S	S	2384.49	2440.14	2458.19	2513.84
Top — Wood Group B										
29"(737mm)	18"(457mm)	24"(610mm)	JDRW-1824-K	S	S	S	\$1744.15	\$1751.08	\$1790.61	\$1797.54
		30"(762mm)	JDRW-1830-K	S	S	S	1828.99	1842.88	1875.45	1889.34
		36"(914mm)	JDRW-1836-K	S	S	S	1913.83	1934.68	1960.29	1981.14
		42"(1067mm)	JDRW-1842-K	S	S	S	1998.67	2026.48	2045.13	2072.94
		48"(1219mm)	JDRW-1848-K	S	S	S	2083.51	2118.28	2129.97	2164.74
		54"(1372mm)	JDRW-1854-K	S	S	S	2168.35	2210.08	2214.81	2256.54
		60"(1524mm)	JDRW-1860-K	S	S	S	2253.19	2301.88	2299.65	2348.34
		66"(1676mm)	JDRW-1866-K	S	S	S	2338.03	2393.68	2384.49	2440.14
29"(737mm)	24"(610mm)	24"(610mm)	JDRW-2424-K	S	S	S	\$1832.59	\$1839.52	\$1892.67	\$1899.60
		30"(762mm)	JDRW-2430-K	S	S	S	1917.43	1931.32	1977.51	1991.40
		36"(914mm)	JDRW-2436-K	S	S	S	2002.27	2023.12	2062.35	2083.20
		42"(1067mm)	JDRW-2442-K	S	S	S	2087.11	2114.92	2147.19	2175.00
		48"(1219mm)	JDRW-2448-K	S	S	S	2171.95	2206.72	2232.03	2266.80
		54"(1372mm)	JDRW-2454-K	S	S	S	2256.79	2298.52	2316.87	2358.60
		60"(1524mm)	JDRW-2460-K	S	S	S	2341.63	2390.32	2401.71	2450.40
		66"(1676mm)	JDRW-2466-K	S	S	S	2426.47	2482.12	2486.55	2542.20
29"(737mm)	30"(762mm)	24"(610mm)	JDRW-3024-K	S	S	S	\$1921.03	\$1927.96	\$1994.73	\$2001.66
		30"(762mm)	JDRW-3030-K	S	S	S	2005.87	2019.76	2079.57	2093.46
		36"(914mm)	JDRW-3036-K	S	S	S	2090.71	2111.56	2164.41	2185.26
		42"(1067mm)	JDRW-3042-K	S	S	S	2175.55	2203.36	2249.25	2277.06
		48"(1219mm)	JDRW-3048-K	S	S	S	2260.39	2295.16	2334.09	2368.86
		54"(1372mm)	JDRW-3054-K	S	S	S	2345.23	2386.96	2418.93	2460.66
		60"(1524mm)	JDRW-3060-K	S	S	S	2430.07	2478.76	2503.77	2552.46
		66"(1676mm)	JDRW-3066-K	S	S	S	2514.91	2570.56	2588.61	2644.26



JDRW-KNFSDSS (Right-Hand)

Features

- Includes wood top, steel end panel, steel modesty panel, and hardware for assembly and attachment to adjacent desk shell, single pedestal desk, corner unit, or convergent with end panel.
- High-pressure laminate top has 3mm edgeband on user side, and 1mm edgeband on guest edge and sides.
- Modesty panel is available with or without scallop wireway for cable management; scallop is centered at top of modesty panel.
- Glides provide 1.5"(38mm) adjustment range.
- Field assembled.

Specification Tip

- If using mobile, attached or suspended pedestals, specify the pedestal depth at least 6"(152mm) less than nominal depth of top. See table.

Desk/Pedestal Nominal Depths

Desk Depth	Pedestal Depth
18"(457mm)	N/A
24"(610mm)	18"(457mm)
30"(762mm)	24"(610mm)

To Order, Specify:

- 1) Product number, including:

① Orientation:

- FN** Left-hand
- NF** Right-hand

② Modesty Panel Height:

- B** 1/3 Height
- D** 3/4 Height, add \$91.09 list
- F** Full Height, add \$182.18 list

③ Modesty Panel Cable Management:

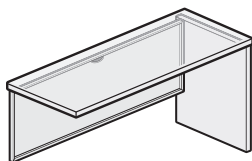
- N** No Scallop
- S** Scallop

- 2) Wood finish color for top.
- 3) Trim color for end panel.
- 4) Trim color for modesty panel.

X Series Returns

Return — Wood Top with Laminate End Panel

Height	Depth	Width	Number	① ② ③			End Panel - Laminate A		End Panel - Laminate B	
							Modesty - Steel Trim A	Trim B	Modesty - Steel Trim A	Trim B
Top — Wood Group A										
29"(737mm)	18"(457mm)	24"(610mm)	JDRW-1824-K	L		S	\$1509.00	\$1515.93	\$1542.95	\$1549.88
		30"(762mm)	JDRW-1830-K	L		S	1586.34	1600.23	1620.29	1634.18
		36"(914mm)	JDRW-1836-K	L		S	1663.68	1684.53	1697.63	1718.48
		42"(1067mm)	JDRW-1842-K	L		S	1741.02	1768.83	1774.97	1802.78
		48"(1219mm)	JDRW-1848-K	L		S	1818.36	1853.13	1852.31	1887.08
		54"(1372mm)	JDRW-1854-K	L		S	1895.70	1937.43	1929.65	1971.38
		60"(1524mm)	JDRW-1860-K	L		S	1973.04	2021.73	2006.99	2055.68
29"(737mm)	24"(610mm)	24"(610mm)	JDRW-2424-K	L		S	\$1593.06	\$1599.99	\$1628.15	\$1635.08
		30"(762mm)	JDRW-2430-K	L		S	1670.40	1684.29	1705.49	1719.38
		36"(914mm)	JDRW-2436-K	L		S	1747.74	1768.59	1782.83	1803.68
		42"(1067mm)	JDRW-2442-K	L		S	1825.08	1852.89	1860.17	1887.98
		48"(1219mm)	JDRW-2448-K	L		S	1902.42	1937.19	1937.51	1972.28
		54"(1372mm)	JDRW-2454-K	L		S	1979.76	2021.49	2014.85	2056.58
		60"(1524mm)	JDRW-2460-K	L		S	2057.10	2105.79	2092.19	2140.88
29"(737mm)	30"(762mm)	24"(610mm)	JDRW-3024-K	L		S	\$1677.12	\$1684.05	\$1713.35	\$1720.28
		30"(762mm)	JDRW-3030-K	L		S	1754.46	1768.35	1790.69	1804.58
		36"(914mm)	JDRW-3036-K	L		S	1831.80	1852.65	1868.03	1888.88
		42"(1067mm)	JDRW-3042-K	L		S	1909.14	1936.95	1945.37	1973.18
		48"(1219mm)	JDRW-3048-K	L		S	1986.48	2021.25	2022.71	2057.48
		54"(1372mm)	JDRW-3054-K	L		S	2063.82	2105.55	2100.05	2141.78
		60"(1524mm)	JDRW-3060-K	L		S	2141.16	2189.85	2177.39	2226.08
		66"(1676mm)	JDRW-3066-K	L		S	2218.50	2274.15	2254.73	2310.38
Top — Wood Group B										
29"(737mm)	18"(457mm)	24"(610mm)	JDRW-1824-K	L		S	\$1578.16	\$1585.09	\$1612.11	\$1619.04
		30"(762mm)	JDRW-1830-K	L		S	1663.00	1676.89	1696.95	1710.84
		36"(914mm)	JDRW-1836-K	L		S	1747.84	1768.69	1781.79	1802.64
		42"(1067mm)	JDRW-1842-K	L		S	1832.68	1860.49	1866.63	1894.44
		48"(1219mm)	JDRW-1848-K	L		S	1917.52	1952.29	1951.47	1986.24
		54"(1372mm)	JDRW-1854-K	L		S	2002.36	2044.09	2036.31	2078.04
		60"(1524mm)	JDRW-1860-K	L		S	2087.20	2135.89	2121.15	2169.84
29"(737mm)	24"(610mm)	24"(610mm)	JDRW-2424-K	L		S	\$1666.60	\$1673.53	\$1701.69	\$1708.62
		30"(762mm)	JDRW-2430-K	L		S	1751.44	1765.33	1786.53	1800.42
		36"(914mm)	JDRW-2436-K	L		S	1836.28	1857.13	1871.37	1892.22
		42"(1067mm)	JDRW-2442-K	L		S	1921.12	1948.93	1956.21	1984.02
		48"(1219mm)	JDRW-2448-K	L		S	2005.96	2040.73	2041.05	2075.82
		54"(1372mm)	JDRW-2454-K	L		S	2090.80	2132.53	2125.89	2167.62
		60"(1524mm)	JDRW-2460-K	L		S	2175.64	2224.33	2210.73	2259.42
29"(737mm)	30"(762mm)	24"(610mm)	JDRW-3024-K	L		S	\$1755.04	\$1761.97	\$1791.27	\$1798.20
		30"(762mm)	JDRW-3030-K	L		S	1839.88	1853.77	1876.11	1890.00
		36"(914mm)	JDRW-3036-K	L		S	1924.72	1945.57	1960.95	1981.80
		42"(1067mm)	JDRW-3042-K	L		S	2009.56	2037.37	2045.79	2073.60
		48"(1219mm)	JDRW-3048-K	L		S	2094.40	2129.17	2130.63	2165.40
		54"(1372mm)	JDRW-3054-K	L		S	2179.24	2220.97	2215.47	2257.20
		60"(1524mm)	JDRW-3060-K	L		S	2264.08	2312.77	2300.31	2349.00
		66"(1676mm)	JDRW-3066-K	L		S	2348.92	2404.57	2385.15	2440.80

JDRW-KNFLDSS
(Right-Hand)**Features**

- Includes wood top, laminate end panel, steel modesty panel, and hardware for assembly and attachment to adjacent desk shell, single pedestal desk, corner unit, or convergent with end panel.
- High-pressure laminate top has 3mm edgeband on user side, and 1mm edgeband on guest edge and sides.
- Modesty panel is available with or without scallop wireway for cable management; scallop is centered at top of modesty panel.
- Glides provide 1.5"(38mm) adjustment range.
- Field assembled.

Specification Tip

- If using mobile, attached or suspended pedestals, specify the pedestal depth at least 6"(152mm) less than nominal depth of top. See table.

Desk/Pedestal Nominal Depths

Desk Depth	Pedestal Depth
18"(457mm)	N/A
24"(610mm)	18"(457mm)
30"(762mm)	24"(610mm)

To Order, Specify:

- Product number, including:

① Orientation:

- FN** Left-hand
NF Right-hand

② Modesty Panel Height:

- B** 1/3 Height
D 3/4 Height, add \$91.09 list
F Full Height, add \$182.18 list

③ Modesty Panel Cable Management:

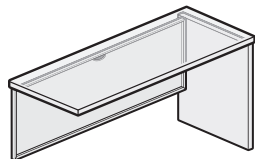
- N** No Scallop
S Scallop

- Wood finish color for top.
- Laminate color for end panel.
- Edge trim color for end panel.
- Trim color for modesty panel.

X Series Returns

Return — Wood Top with Wood End Panel

Height	Depth	Width	Number	① ② ③			End Panel - Wood Group A		End Panel - Wood Group B	
							Modesty - Steel Trim A	Trim B	Modesty - Steel Trim A	Trim B
Top — Wood Group A										
29"(737mm)	18"(457mm)	24"(610mm)	JDRW-1824-K	W	S	\$1658.43	\$1665.36	\$1775.60	\$1782.53	
		30"(762mm)	JDRW-1830-K	W	S	1735.77	1749.66	1852.94	1866.83	
		36"(914mm)	JDRW-1836-K	W	S	1813.11	1833.96	1930.28	1951.13	
		42"(1067mm)	JDRW-1842-K	W	S	1890.45	1918.26	2007.62	2035.43	
		48"(1219mm)	JDRW-1848-K	W	S	1967.79	2002.56	2084.96	2119.73	
		54"(1372mm)	JDRW-1854-K	W	S	2045.13	2086.86	2162.30	2204.03	
		60"(1524mm)	JDRW-1860-K	W	S	2122.47	2171.16	2239.64	2288.33	
		66"(1676mm)	JDRW-1866-K	W	S	2199.81	2255.46	2316.98	2372.63	
29"(737mm)	24"(610mm)	24"(610mm)	JDRW-2424-K	W	S	\$1742.49	\$1749.42	\$1862.36	\$1869.29	
		30"(762mm)	JDRW-2430-K	W	S	1819.83	1833.72	1939.70	1953.59	
		36"(914mm)	JDRW-2436-K	W	S	1897.17	1918.02	2017.04	2037.89	
		42"(1067mm)	JDRW-2442-K	W	S	1974.51	2002.32	2094.38	2122.19	
		48"(1219mm)	JDRW-2448-K	W	S	2051.85	2086.62	2171.72	2206.49	
		54"(1372mm)	JDRW-2454-K	W	S	2129.19	2170.92	2249.06	2290.79	
		60"(1524mm)	JDRW-2460-K	W	S	2206.53	2255.22	2326.40	2375.09	
		66"(1676mm)	JDRW-2466-K	W	S	2283.87	2339.52	2403.74	2459.39	
29"(737mm)	30"(762mm)	24"(610mm)	JDRW-3024-K	W	S	\$1826.55	\$1833.48	\$1949.12	\$1956.05	
		30"(762mm)	JDRW-3030-K	W	S	1903.89	1917.78	2026.46	2040.35	
		36"(914mm)	JDRW-3036-K	W	S	1981.23	2002.08	2103.80	2124.65	
		42"(1067mm)	JDRW-3042-K	W	S	2058.57	2086.38	2181.14	2208.95	
		48"(1219mm)	JDRW-3048-K	W	S	2135.91	2170.68	2258.48	2293.25	
		54"(1372mm)	JDRW-3054-K	W	S	2213.25	2254.98	2335.82	2377.55	
		60"(1524mm)	JDRW-3060-K	W	S	2290.59	2339.28	2413.16	2461.85	
		66"(1676mm)	JDRW-3066-K	W	S	2367.93	2423.58	2490.50	2546.15	
Top — Wood Group B										
29"(737mm)	18"(457mm)	24"(610mm)	JDRW-1824-K	W	S	\$1727.59	\$1734.52	\$1844.76	\$1851.69	
		30"(762mm)	JDRW-1830-K	W	S	1812.43	1826.32	1929.60	1943.49	
		36"(914mm)	JDRW-1836-K	W	S	1897.27	1918.12	2014.44	2035.29	
		42"(1067mm)	JDRW-1842-K	W	S	1982.11	2009.92	2099.28	2127.09	
		48"(1219mm)	JDRW-1848-K	W	S	2066.95	2101.72	2184.12	2218.89	
		54"(1372mm)	JDRW-1854-K	W	S	2151.79	2193.52	2268.96	2310.69	
		60"(1524mm)	JDRW-1860-K	W	S	2236.63	2285.32	2353.80	2402.49	
		66"(1676mm)	JDRW-1866-K	W	S	2321.47	2377.12	2438.64	2494.29	
29"(737mm)	24"(610mm)	24"(610mm)	JDRW-2424-K	W	S	\$1816.03	\$1822.96	\$1935.90	\$1942.83	
		30"(762mm)	JDRW-2430-K	W	S	1900.87	1914.76	2020.74	2034.63	
		36"(914mm)	JDRW-2436-K	W	S	1985.71	2006.56	2105.58	2126.43	
		42"(1067mm)	JDRW-2442-K	W	S	2070.55	2098.36	2190.42	2218.23	
		48"(1219mm)	JDRW-2448-K	W	S	2155.39	2190.16	2275.26	2310.03	
		54"(1372mm)	JDRW-2454-K	W	S	2240.23	2281.96	2360.10	2401.83	
		60"(1524mm)	JDRW-2460-K	W	S	2325.07	2373.76	2444.94	2493.63	
		66"(1676mm)	JDRW-2466-K	W	S	2409.91	2465.56	2529.78	2585.43	
29"(737mm)	30"(762mm)	24"(610mm)	JDRW-3024-K	W	S	\$1904.47	\$1911.40	\$2027.04	\$2033.97	
		30"(762mm)	JDRW-3030-K	W	S	1989.31	2003.20	2111.88	2125.77	
		36"(914mm)	JDRW-3036-K	W	S	2074.15	2095.00	2196.72	2217.57	
		42"(1067mm)	JDRW-3042-K	W	S	2158.99	2186.80	2281.56	2309.37	
		48"(1219mm)	JDRW-3048-K	W	S	2243.83	2278.60	2366.40	2401.17	
		54"(1372mm)	JDRW-3054-K	W	S	2328.67	2370.40	2451.24	2492.97	
		60"(1524mm)	JDRW-3060-K	W	S	2413.51	2462.20	2536.08	2584.77	
		66"(1676mm)	JDRW-3066-K	W	S	2498.35	2554.00	2620.92	2676.57	



JDRW-KNFWDS5 (Right-Hand)

Features

- Includes wood top, wood end panel, steel modesty panel, and hardware for assembly and attachment to adjacent desk shell, single pedestal desk, corner unit, or convergent with end panel.
- High-pressure laminate top has 3mm edgeband on user side, and 1mm edgeband on guest edge and sides.
- Modesty panel is available with or without scallop wireway for cable management; scallop is centered at top of modesty panel.
- Glides provide 1.5"(38mm) adjustment range.
- Field assembled.

Specification Tip

- If using mobile, attached or suspended pedestals, specify the pedestal depth at least 6"(152mm) less than nominal depth of top. See table.

Desk/Pedestal Nominal Depths

Desk Depth	Pedestal Depth
18"(457mm)	N/A
24"(610mm)	18"(457mm)
30"(762mm)	24"(610mm)

To Order, Specify:

- 1) Product number, including:

① Orientation:

- FN** Left-hand
- NF** Right-hand

② Modesty Panel Height:

- B** 1/3 Height
- D** 3/4 Height, add \$91.09 list
- F** Full Height, add \$182.18 list

③ Modesty Panel Cable Management:

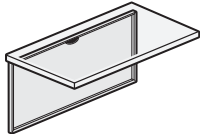
- N** No Scallop
- S** Scallop

- 2) Wood finish color for top.
- 3) Wood finish color for end panel.
- 4) Trim color for modesty panel.

X Series Bridges

Bridge — Laminate Top

Height	Depth	Width	Number	① ②	Top - Laminate A Modesty - Steel		Top - Laminate B Modesty - Steel	
					Trim A	Trim B	Trim A	Trim B
29"(737mm)	18"(457mm)	24"(610mm)	JDBL-1824-JNNN	■ ■ S	\$ 635.13	\$ 641.78	\$ 639.81	\$ 646.46
		30"(762mm)	JDBL-1830-JNNN	■ ■ S	709.65	723.02	720.21	733.58
		36"(914mm)	JDBL-1836-JNNN	■ ■ S	784.17	804.26	800.61	820.70
		42"(1067mm)	JDBL-1842-JNNN	■ ■ S	858.69	885.50	881.01	907.82
		48"(1219mm)	JDBL-1848-JNNN	■ ■ S	933.21	966.74	961.41	994.94
		54"(1372mm)	JDBL-1854-JNNN	■ ■ S	1007.73	1047.98	1041.81	1082.06
		60"(1524mm)	JDBL-1860-JNNN	■ ■ S	1082.25	1129.22	1122.21	1169.18
29"(737mm)	24"(610mm)	30"(762mm)	JDBL-2430-JNNN	■ ■ S	\$ 678.09	\$ 684.74	\$ 686.31	\$ 692.96
		36"(914mm)	JDBL-2436-JNNN	■ ■ S	752.61	765.98	766.71	780.08
		42"(1067mm)	JDBL-2442-JNNN	■ ■ S	827.13	847.22	847.11	867.20
		48"(1219mm)	JDBL-2448-JNNN	■ ■ S	901.65	928.46	927.51	954.32
		54"(1372mm)	JDBL-2454-JNNN	■ ■ S	976.17	1009.70	1007.91	1041.44
		60"(1524mm)	JDBL-2460-JNNN	■ ■ S	1050.69	1090.94	1088.31	1128.56
		66"(1676mm)	JDBL-2466-JNNN	■ ■ S	1125.21	1172.18	1168.71	1215.68
29"(737mm)	30"(762mm)	24"(610mm)	JDBL-3024-JNNN	■ ■ S	\$ 721.05	\$ 727.70	\$ 732.81	\$ 739.46
		30"(762mm)	JDBL-3030-JNNN	■ ■ S	795.57	808.94	813.21	826.58
		36"(914mm)	JDBL-3036-JNNN	■ ■ S	870.09	890.18	893.61	913.70
		42"(1067mm)	JDBL-3042-JNNN	■ ■ S	944.61	971.42	974.01	1000.82
		48"(1219mm)	JDBL-3048-JNNN	■ ■ S	1019.13	1052.66	1054.41	1087.94
		54"(1372mm)	JDBL-3054-JNNN	■ ■ S	1093.65	1133.90	1134.81	1175.06
		60"(1524mm)	JDBL-3060-JNNN	■ ■ S	1168.17	1215.14	1215.21	1262.18
29"(737mm)	30"(762mm)	66"(1676mm)	JDBL-3066-JNNN	■ ■ S	1242.69	1296.38	1295.61	1349.30



JDBL-JNNNDSS

Features

- Includes laminate top, steel modesty panel, and hardware for assembly and attachment to adjacent desk shell, single pedestal desk, corner unit, or convergent with end panel.
- High-pressure laminate top has 3mm edgeband on user side, and 1mm edgeband on guest edge and sides.
- Modesty panel is available with or without scallop wireway for cable management; scallop is centered at top of modesty panel.
- Field assembled.

To Order, Specify:

- 1) Product number, including:

① Modesty Panel Height:

- B** 1/3 Height
- D** 3/4 Height, add \$87.71 list
- F** Full Height, add \$175.42 list

② Modesty Panel Cable Management:

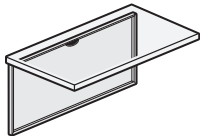
- N** No Scallop
- S** Scallop

- 2) Laminate color for top.
- 3) Edge trim color for top.
- 4) Trim color for modesty panel.

X Series Bridges

Bridge — Wood Top

Height	Depth	Width	Number	① ②	Top - Wood Group A Modesty - Steel		Top - Wood Group B Modesty - Steel	
					Trim A	Trim B	Trim A	Trim B
29"(737mm)	18"(457mm)	24"(610mm)	JDBW-1824-KNNN	■ ■ S	\$ 963.16	\$ 969.81	\$1029.74	\$1036.39
		30"(762mm)	JDBW-1830-KNNN	■ ■ S	1037.68	1051.05	1111.40	1124.77
		36"(914mm)	JDBW-1836-KNNN	■ ■ S	1112.20	1132.29	1193.06	1213.15
		42"(1067mm)	JDBW-1842-KNNN	■ ■ S	1186.72	1213.53	1274.72	1301.53
		48"(1219mm)	JDBW-1848-KNNN	■ ■ S	1261.24	1294.77	1356.38	1389.91
		54"(1372mm)	JDBW-1854-KNNN	■ ■ S	1335.76	1376.01	1438.04	1478.29
		60"(1524mm)	JDBW-1860-KNNN	■ ■ S	1410.28	1457.25	1519.70	1566.67
29"(737mm)	24"(610mm)	66"(1676mm)	JDBW-1866-KNNN	■ ■ S	1484.80	1538.49	1601.36	1655.05
		24"(610mm)	JDBW-2424-KNNN	■ ■ S	\$1029.34	\$1035.99	\$1099.94	\$1106.59
		30"(762mm)	JDBW-2430-KNNN	■ ■ S	1103.86	1117.23	1181.60	1194.97
		36"(914mm)	JDBW-2436-KNNN	■ ■ S	1178.38	1198.47	1263.26	1283.35
		42"(1067mm)	JDBW-2442-KNNN	■ ■ S	1252.90	1279.71	1344.92	1371.73
		48"(1219mm)	JDBW-2448-KNNN	■ ■ S	1327.42	1360.95	1426.58	1460.11
		54"(1372mm)	JDBW-2454-KNNN	■ ■ S	1401.94	1442.19	1508.24	1548.49
29"(737mm)	30"(762mm)	60"(1524mm)	JDBW-2460-KNNN	■ ■ S	1476.46	1523.43	1589.90	1636.87
		66"(1676mm)	JDBW-2466-KNNN	■ ■ S	1550.98	1604.67	1671.56	1725.25
		24"(610mm)	JDBW-3024-KNNN	■ ■ S	\$1095.52	\$1102.17	\$1170.14	\$1176.79
		30"(762mm)	JDBW-3030-KNNN	■ ■ S	1170.04	1183.41	1251.80	1265.17
		36"(914mm)	JDBW-3036-KNNN	■ ■ S	1244.56	1264.65	1333.46	1353.55
		42"(1067mm)	JDBW-3042-KNNN	■ ■ S	1319.08	1345.89	1415.12	1441.93
		48"(1219mm)	JDBW-3048-KNNN	■ ■ S	1393.60	1427.13	1496.78	1530.31
29"(737mm)	30"(762mm)	54"(1372mm)	JDBW-3054-KNNN	■ ■ S	1468.12	1508.37	1578.44	1618.69
		60"(1524mm)	JDBW-3060-KNNN	■ ■ S	1542.64	1589.61	1660.10	1707.07
		66"(1676mm)	JDBW-3066-KNNN	■ ■ S	1617.16	1670.85	1741.76	1795.45



JDBW-KNNNDSS

Features

- Includes wood top, steel modesty panel, and hardware for assembly and attachment to adjacent desk shell, single pedestal desk, corner unit, or convergent with end panel.
- High-pressure laminate top has 3mm edgeband on user side, and 1mm edgeband on guest edge and sides.
- Modesty panel is available with or without scallop wireway for cable management; scallop is centered at top of modesty panel.
- Field assembled.

To Order, Specify:

- 1) Product number, including:

① Modesty Panel Height:

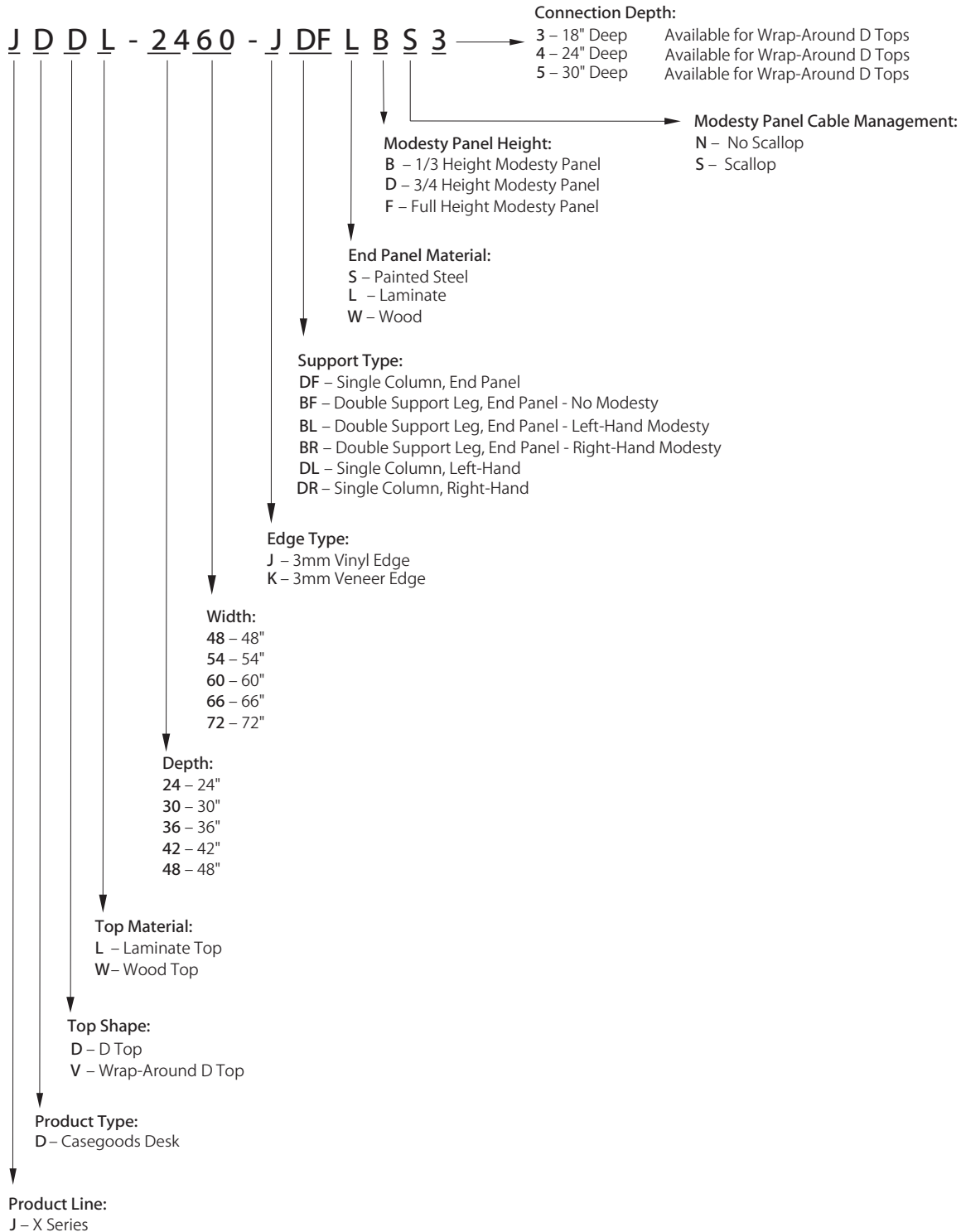
- B** 1/3 Height
- D** 3/4 Height, add \$87.71 list
- F** Full Height, add \$175.42 list

② Modesty Panel Cable Management:

- N** No Scallop
- S** Scallop

- 2) Wood finish color for top.
- 3) Trim color for modesty panel.

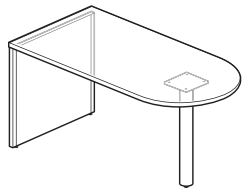
X Series Convergents — Catalog Logic



X Series Convergents

D-Top — Laminate Top with Column and Steel End Panel

Height	Width	Length	Number	End Panel - Steel Trim A		End Panel - Steel Trim B	
				Column - Steel Trim A	Trim B	Column - Steel Trim A	Trim B
Top — Laminate A							
29"(737mm)	24"(610mm)	48"(1219mm)	JDDL-2448-JDFS	\$1684.34	\$1701.40	\$1728.64	\$1745.70
		54"(1372mm)	JDDL-2454-JDFS	1778.18	1795.24	1822.48	1839.54
		60"(1524mm)	JDDL-2460-JDFS	1872.02	1889.08	1916.32	1933.38
		66"(1676mm)	JDDL-2466-JDFS	1965.86	1982.92	2010.16	2027.22
		72"(1829mm)	JDDL-2472-JDFS	2059.70	2076.76	2104.00	2121.06
29"(737mm)	30"(762mm)	48"(1219mm)	JDDL-3048-JDFS	\$1749.08	\$1766.14	\$1806.94	\$1824.00
		54"(1372mm)	JDDL-3054-JDFS	1842.92	1859.98	1900.78	1917.84
		60"(1524mm)	JDDL-3060-JDFS	1936.76	1953.82	1994.62	2011.68
		66"(1676mm)	JDDL-3066-JDFS	2030.60	2047.66	2088.46	2105.52
		72"(1829mm)	JDDL-3072-JDFS	2124.44	2141.50	2182.30	2199.36
29"(737mm)	36"(914mm)	48"(1219mm)	JDDL-3648-JDFS	\$1813.82	\$1830.88	\$1885.24	\$1902.30
		54"(1372mm)	JDDL-3654-JDFS	1907.66	1924.72	1979.08	1996.14
		60"(1524mm)	JDDL-3660-JDFS	2001.50	2018.56	2072.92	2089.98
		66"(1676mm)	JDDL-3666-JDFS	2095.34	2112.40	2166.76	2183.82
		72"(1829mm)	JDDL-3672-JDFS	2189.18	2206.24	2260.60	2277.66
Top — Laminate B							
29"(737mm)	24"(610mm)	48"(1219mm)	JDDL-2448-JDFS	\$1767.04	\$1784.10	\$1811.34	\$1828.40
		54"(1372mm)	JDDL-2454-JDFS	1868.20	1885.26	1912.50	1929.56
		60"(1524mm)	JDDL-2460-JDFS	1969.36	1986.42	2013.66	2030.72
		66"(1676mm)	JDDL-2466-JDFS	2070.52	2087.58	2114.82	2131.88
		72"(1829mm)	JDDL-2472-JDFS	2171.68	2188.74	2215.98	2233.04
29"(737mm)	30"(762mm)	48"(1219mm)	JDDL-3048-JDFS	\$1835.68	\$1852.74	\$1893.54	\$1910.60
		54"(1372mm)	JDDL-3054-JDFS	1936.84	1953.90	1994.70	2011.76
		60"(1524mm)	JDDL-3060-JDFS	2038.00	2055.06	2095.86	2112.92
		66"(1676mm)	JDDL-3066-JDFS	2139.16	2156.22	2197.02	2214.08
		72"(1829mm)	JDDL-3072-JDFS	2240.32	2257.38	2298.18	2315.24
29"(737mm)	36"(914mm)	48"(1219mm)	JDDL-3648-JDFS	\$1904.32	\$1921.38	\$1975.74	\$1992.80
		54"(1372mm)	JDDL-3654-JDFS	2005.48	2022.54	2076.90	2093.96
		60"(1524mm)	JDDL-3660-JDFS	2106.64	2123.70	2178.06	2195.12
		66"(1676mm)	JDDL-3666-JDFS	2207.80	2224.86	2279.22	2296.28
		72"(1829mm)	JDDL-3672-JDFS	2308.96	2326.02	2380.38	2397.44



JDDL-JDS

Features

- Includes laminate top, steel end panel, steel column, and hardware for assembly and attachment to adjoining caseload.
- High-pressure laminate top has 3mm edgeband on the perimeter and 1mm edgeband on the back.
- Glides provide 1.5"(38mm) adjustment range.
- Field assembled.

Specification Tips

- Not for use as a stand-alone caseload. Must be attached to a return or bridge.
- A separately specified Worksurface Reinforcement Channel provides worksurface reinforcement to minimize deflection. Recommended for heavily loaded worksurface applications.

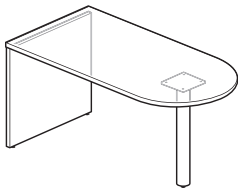
To Order, Specify:

- 1) Product number.
- 2) Laminate color for top.
- 3) Edge trim color for top.
- 4) Trim color for end panel.
- 5) Trim color for column.

X Series Convergents

D-Top — Laminate Top with Column and Laminate End Panel

Height	Width	Length	Number	End Panel - Laminate A		End Panel - Laminate B	
				Column - Steel Trim A	Trim B	Column - Steel Trim A	Trim B
Top — Laminate A							
29"(737mm)	24"(610mm)	48"(1219mm)	JDDL-2448-JDFL	\$1536.03	\$1553.09	\$1570.96	\$1588.02
		54"(1372mm)	JDDL-2454-JDFL	1629.87	1646.93	1664.80	1681.86
		60"(1524mm)	JDDL-2460-JDFL	1723.71	1740.77	1758.64	1775.70
		66"(1676mm)	JDDL-2466-JDFL	1817.55	1834.61	1852.48	1869.54
		72"(1829mm)	JDDL-2472-JDFL	1911.39	1928.45	1946.32	1963.38
29"(737mm)	30"(762mm)	48"(1219mm)	JDDL-3048-JDFL	\$1600.77	\$1617.83	\$1636.90	\$1653.96
		54"(1372mm)	JDDL-3054-JDFL	1694.61	1711.67	1730.74	1747.80
		60"(1524mm)	JDDL-3060-JDFL	1788.45	1805.51	1824.58	1841.64
		66"(1676mm)	JDDL-3066-JDFL	1882.29	1899.35	1918.42	1935.48
		72"(1829mm)	JDDL-3072-JDFL	1976.13	1993.19	2012.26	2029.32
29"(737mm)	36"(914mm)	48"(1219mm)	JDDL-3648-JDFL	\$1665.51	\$1682.57	\$1702.84	\$1719.90
		54"(1372mm)	JDDL-3654-JDFL	1759.35	1776.41	1796.68	1813.74
		60"(1524mm)	JDDL-3660-JDFL	1853.19	1870.25	1890.52	1907.58
		66"(1676mm)	JDDL-3666-JDFL	1947.03	1964.09	1984.36	2001.42
		72"(1829mm)	JDDL-3672-JDFL	2040.87	2057.93	2078.20	2095.26
Top — Laminate B							
29"(737mm)	24"(610mm)	48"(1219mm)	JDDL-2448-JDFL	\$1618.73	\$1635.79	\$1653.66	\$1670.72
		54"(1372mm)	JDDL-2454-JDFL	1719.89	1736.95	1754.82	1771.88
		60"(1524mm)	JDDL-2460-JDFL	1821.05	1838.11	1855.98	1873.04
		66"(1676mm)	JDDL-2466-JDFL	1922.21	1939.27	1957.14	1974.20
		72"(1829mm)	JDDL-2472-JDFL	2023.37	2040.43	2058.30	2075.36
29"(737mm)	30"(762mm)	48"(1219mm)	JDDL-3048-JDFL	\$1687.37	\$1704.43	\$1723.50	\$1740.56
		54"(1372mm)	JDDL-3054-JDFL	1788.53	1805.59	1824.66	1841.72
		60"(1524mm)	JDDL-3060-JDFL	1889.69	1906.75	1925.82	1942.88
		66"(1676mm)	JDDL-3066-JDFL	1990.85	2007.91	2026.98	2044.04
		72"(1829mm)	JDDL-3072-JDFL	2092.01	2109.07	2128.14	2145.20
29"(737mm)	36"(914mm)	48"(1219mm)	JDDL-3648-JDFL	\$1756.01	\$1773.07	\$1793.34	\$1810.40
		54"(1372mm)	JDDL-3654-JDFL	1857.17	1874.23	1894.50	1911.56
		60"(1524mm)	JDDL-3660-JDFL	1958.33	1975.39	1995.66	2012.72
		66"(1676mm)	JDDL-3666-JDFL	2059.49	2076.55	2096.82	2113.88
		72"(1829mm)	JDDL-3672-JDFL	2160.65	2177.71	2197.98	2215.04



JDDL-JDFL

Features

- Includes laminate top, laminate end panel, steel column, and hardware for assembly and attachment to adjoining caseload.
- High-pressure laminate top has 3mm edgeband on the perimeter and 1mm edgeband on the back.
- Glides provide 1.5"(38mm) adjustment range.
- Field assembled.

Specification Tips

- Not for use as a stand-alone caseload. Must be attached to a return or bridge.
- A separately specified Worksurface Reinforcement Channel provides worksurface reinforcement to minimize deflection. Recommended for heavily loaded worksurface applications.

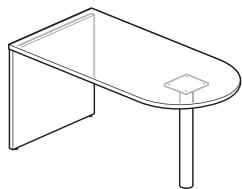
To Order, Specify:

- 1) Product number.
- 2) Laminate color for top.
- 3) Edge trim color for top.
- 4) Laminate color for end panel.
- 5) Edge trim color for end panel.
- 6) Trim color for column.

X Series Convergents

D-Top — Laminate Top with Column and Wood End Panel

Height	Width	Length	Number	End Panel - Wood Group A		End Panel - Wood Group B	
				Column - Steel Trim A	Trim B	Column - Steel Trim A	Trim B
Top — Laminate A							
29"(737mm)	24"(610mm)	48"(1219mm)	JDDL-2448-JDFW	\$1767.86	\$1784.92	\$1886.81	\$1903.87
		54"(1372mm)	JDDL-2454-JDFW	1861.70	1878.76	1980.65	1997.71
		60"(1524mm)	JDDL-2460-JDFW	1955.54	1972.60	2074.49	2091.55
		66"(1676mm)	JDDL-2466-JDFW	2049.38	2066.44	2168.33	2185.39
		72"(1829mm)	JDDL-2472-JDFW	2143.22	2160.28	2262.17	2279.23
29"(737mm)	30"(762mm)	48"(1219mm)	JDDL-3048-JDFW	\$1832.60	\$1849.66	\$1954.31	\$1971.37
		54"(1372mm)	JDDL-3054-JDFW	1926.44	1943.50	2048.15	2065.21
		60"(1524mm)	JDDL-3060-JDFW	2020.28	2037.34	2141.99	2159.05
		66"(1676mm)	JDDL-3066-JDFW	2114.12	2131.18	2235.83	2252.89
		72"(1829mm)	JDDL-3072-JDFW	2207.96	2225.02	2329.67	2346.73
29"(737mm)	36"(914mm)	48"(1219mm)	JDDL-3648-JDFW	\$1897.34	\$1914.40	\$2021.81	\$2038.87
		54"(1372mm)	JDDL-3654-JDFW	1991.18	2008.24	2115.65	2132.71
		60"(1524mm)	JDDL-3660-JDFW	2085.02	2102.08	2209.49	2226.55
		66"(1676mm)	JDDL-3666-JDFW	2178.86	2195.92	2303.33	2320.39
		72"(1829mm)	JDDL-3672-JDFW	2272.70	2289.76	2397.17	2414.23
Top — Laminate B							
29"(737mm)	24"(610mm)	48"(1219mm)	JDDL-2448-JDFW	\$1850.56	\$1867.62	\$1969.51	\$1986.57
		54"(1372mm)	JDDL-2454-JDFW	1951.72	1968.78	2070.67	2087.73
		60"(1524mm)	JDDL-2460-JDFW	2052.88	2069.94	2171.83	2188.89
		66"(1676mm)	JDDL-2466-JDFW	2154.04	2171.10	2272.99	2290.05
		72"(1829mm)	JDDL-2472-JDFW	2255.20	2272.26	2374.15	2391.21
29"(737mm)	30"(762mm)	48"(1219mm)	JDDL-3048-JDFW	\$1919.20	\$1936.26	\$2040.91	\$2057.97
		54"(1372mm)	JDDL-3054-JDFW	2020.36	2037.42	2142.07	2159.13
		60"(1524mm)	JDDL-3060-JDFW	2121.52	2138.58	2243.23	2260.29
		66"(1676mm)	JDDL-3066-JDFW	2222.68	2239.74	2344.39	2361.45
		72"(1829mm)	JDDL-3072-JDFW	2323.84	2340.90	2445.55	2462.61
29"(737mm)	36"(914mm)	48"(1219mm)	JDDL-3648-JDFW	\$1987.84	\$2004.90	\$2112.31	\$2129.37
		54"(1372mm)	JDDL-3654-JDFW	2089.00	2106.06	2213.47	2230.53
		60"(1524mm)	JDDL-3660-JDFW	2190.16	2207.22	2314.63	2331.69
		66"(1676mm)	JDDL-3666-JDFW	2291.32	2308.38	2415.79	2432.85
		72"(1829mm)	JDDL-3672-JDFW	2392.48	2409.54	2516.95	2534.01



JDDL-JDFW

Features

- Includes laminate top, wood end panel, steel column, and hardware for assembly and attachment to adjoining caseload.
- High-pressure laminate top has 3mm edgeband on the perimeter and 1mm edgeband on the back.
- Must be attached to a return or bridge.
- Glides provide 1.5"(38mm) adjustment range.
- Field assembled.

Specification Tips

- Not for use as a stand-alone caseload. Must be attached to a return or bridge.
- A separately specified Worksurface Reinforcement Channel provides worksurface reinforcement to minimize deflection. Recommended for heavily loaded worksurface applications.

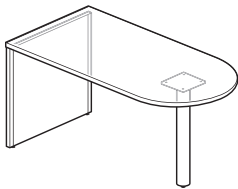
To Order, Specify:

- 1) Product number.
- 2) Laminate color for top.
- 3) Edge trim color for top.
- 4) Wood finish color for end panel.
- 5) Trim color for column.

X Series Convergents

D-Top — Wood Top with Column and Steel End Panel

Height	Width	Length	Number	End Panel - Steel Trim A		End Panel - Steel Trim B	
				Column - Steel Trim A	Trim B	Column - Steel Trim A	Trim B
Top — Wood Group A							
29"(737mm)	24"(610mm)	48"(1219mm)	JDDW-2448-KDFS	\$2178.48	\$2195.54	\$2222.78	\$2239.84
		54"(1372mm)	JDDW-2454-KDFS	2299.50	2316.56	2343.80	2360.86
		60"(1524mm)	JDDW-2460-KDFS	2420.52	2437.58	2464.82	2481.88
		66"(1676mm)	JDDW-2466-KDFS	2541.54	2558.60	2585.84	2602.90
		72"(1829mm)	JDDW-2472-KDFS	2662.56	2679.62	2706.86	2723.92
29"(737mm)	30"(762mm)	48"(1219mm)	JDDW-3048-KDFS	\$2260.26	\$2277.32	\$2318.12	\$2335.18
		54"(1372mm)	JDDW-3054-KDFS	2381.28	2398.34	2439.14	2456.20
		60"(1524mm)	JDDW-3060-KDFS	2502.30	2519.36	2560.16	2577.22
		66"(1676mm)	JDDW-3066-KDFS	2623.32	2640.38	2681.18	2698.24
		72"(1829mm)	JDDW-3072-KDFS	2744.34	2761.40	2802.20	2819.26
29"(737mm)	36"(914mm)	48"(1219mm)	JDDW-3648-KDFS	\$2342.04	\$2359.10	\$2413.46	\$2430.52
		54"(1372mm)	JDDW-3654-KDFS	2463.06	2480.12	2534.48	2551.54
		60"(1524mm)	JDDW-3660-KDFS	2584.08	2601.14	2655.50	2672.56
		66"(1676mm)	JDDW-3666-KDFS	2705.10	2722.16	2776.52	2793.58
		72"(1829mm)	JDDW-3672-KDFS	2826.12	2843.18	2897.54	2914.60
Top — Wood Group B							
29"(737mm)	24"(610mm)	48"(1219mm)	JDDW-2448-KDFS	\$2300.08	\$2317.14	\$2344.38	\$2361.44
		54"(1372mm)	JDDW-2454-KDFS	2442.76	2459.82	2487.06	2504.12
		60"(1524mm)	JDDW-2460-KDFS	2585.44	2602.50	2629.74	2646.80
		66"(1676mm)	JDDW-2466-KDFS	2728.12	2745.18	2772.42	2789.48
		72"(1829mm)	JDDW-2472-KDFS	2870.80	2887.86	2915.10	2932.16
29"(737mm)	30"(762mm)	48"(1219mm)	JDDW-3048-KDFS	\$2393.86	\$2410.92	\$2451.72	\$2468.78
		54"(1372mm)	JDDW-3054-KDFS	2536.54	2553.60	2594.40	2611.46
		60"(1524mm)	JDDW-3060-KDFS	2679.22	2696.28	2737.08	2754.14
		66"(1676mm)	JDDW-3066-KDFS	2821.90	2838.96	2879.76	2896.82
		72"(1829mm)	JDDW-3072-KDFS	2964.58	2981.64	3022.44	3039.50
29"(737mm)	36"(914mm)	48"(1219mm)	JDDW-3648-KDFS	\$2487.64	\$2504.70	\$2559.06	\$2576.12
		54"(1372mm)	JDDW-3654-KDFS	2630.32	2647.38	2701.74	2718.80
		60"(1524mm)	JDDW-3660-KDFS	2773.00	2790.06	2844.42	2861.48
		66"(1676mm)	JDDW-3666-KDFS	2915.68	2932.74	2987.10	3004.16
		72"(1829mm)	JDDW-3672-KDFS	3058.36	3075.42	3129.78	3146.84



JDDW-KDFS

Features

- Includes wood top, steel end panel, steel column, and hardware for assembly and attachment to adjoining casegood.
- Wood veneer top has 3mm edgeband on the perimeter and 1mm edgeband on the back.
- Glides provide 1.5"(38mm) adjustment range.
- Field assembled.

Specification Tips

- Not for use as a stand-alone casegood. Must be attached to a return or bridge.
- A separately specified Worksurface Reinforcement Channel provides worksurface reinforcement to minimize deflection. Recommended for heavily loaded worksurface applications.

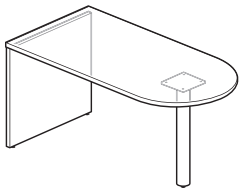
To Order, Specify:

- 1) Product number.
- 2) Wood finish color for top.
- 3) Trim color for end panel.
- 4) Trim color for column.

X Series Convergents

D-Top — Wood Top with Column and Laminate End Panel

Height	Width	Length	Number	End Panel - Laminate A		End Panel - Laminate B	
				Column - Steel Trim A	Trim B	Column - Steel Trim A	Trim B
Top — Wood Group A							
29"(737mm)	24"(610mm)	48"(1219mm)	JDDW-2448-KDFL	\$2030.17	\$2047.23	\$2065.10	\$2082.16
		54"(1372mm)	JDDW-2454-KDFL	2151.19	2168.25	2186.12	2203.18
		60"(1524mm)	JDDW-2460-KDFL	2272.21	2289.27	2307.14	2324.20
		66"(1676mm)	JDDW-2466-KDFL	2393.23	2410.29	2428.16	2445.22
		72"(1829mm)	JDDW-2472-KDFL	2514.25	2531.31	2549.18	2566.24
29"(737mm)	30"(762mm)	48"(1219mm)	JDDW-3048-KDFL	\$2111.95	\$2129.01	\$2148.08	\$2165.14
		54"(1372mm)	JDDW-3054-KDFL	2232.97	2250.03	2269.10	2286.16
		60"(1524mm)	JDDW-3060-KDFL	2353.99	2371.05	2390.12	2407.18
		66"(1676mm)	JDDW-3066-KDFL	2475.01	2492.07	2511.14	2528.20
		72"(1829mm)	JDDW-3072-KDFL	2596.03	2613.09	2632.16	2649.22
29"(737mm)	36"(914mm)	48"(1219mm)	JDDW-3648-KDFL	\$2193.73	\$2210.79	\$2231.06	\$2248.12
		54"(1372mm)	JDDW-3654-KDFL	2314.75	2331.81	2352.08	2369.14
		60"(1524mm)	JDDW-3660-KDFL	2435.77	2452.83	2473.10	2490.16
		66"(1676mm)	JDDW-3666-KDFL	2556.79	2573.85	2594.12	2611.18
		72"(1829mm)	JDDW-3672-KDFL	2677.81	2694.87	2715.14	2732.20
Top — Wood Group B							
29"(737mm)	24"(610mm)	48"(1219mm)	JDDW-2448-KDFL	\$2151.77	\$2168.83	\$2186.70	\$2203.76
		54"(1372mm)	JDDW-2454-KDFL	2294.45	2311.51	2329.38	2346.44
		60"(1524mm)	JDDW-2460-KDFL	2437.13	2454.19	2472.06	2489.12
		66"(1676mm)	JDDW-2466-KDFL	2579.81	2596.87	2614.74	2631.80
		72"(1829mm)	JDDW-2472-KDFL	2722.49	2739.55	2757.42	2774.48
29"(737mm)	30"(762mm)	48"(1219mm)	JDDW-3048-KDFL	\$2245.55	\$2262.61	\$2281.68	\$2298.74
		54"(1372mm)	JDDW-3054-KDFL	2388.23	2405.29	2424.36	2441.42
		60"(1524mm)	JDDW-3060-KDFL	2530.91	2547.97	2567.04	2584.10
		66"(1676mm)	JDDW-3066-KDFL	2673.59	2690.65	2709.72	2726.78
		72"(1829mm)	JDDW-3072-KDFL	2816.27	2833.33	2852.40	2869.46
29"(737mm)	36"(914mm)	48"(1219mm)	JDDW-3648-KDFL	\$2339.33	\$2356.39	\$2376.66	\$2393.72
		54"(1372mm)	JDDW-3654-KDFL	2482.01	2499.07	2519.34	2536.40
		60"(1524mm)	JDDW-3660-KDFL	2624.69	2641.75	2662.02	2679.08
		66"(1676mm)	JDDW-3666-KDFL	2767.37	2784.43	2804.70	2821.76
		72"(1829mm)	JDDW-3672-KDFL	2910.05	2927.11	2947.38	2964.44



JDDW-KDFL

Features

- Includes wood top, laminate end panel, steel column, and hardware for assembly and attachment to adjoining caseload.
- Wood veneer top has 3mm edgeband on the perimeter and 1mm edgeband on the back.
- Glides provide 1.5"(38mm) adjustment range.
- Field assembled.

Specification Tips

- Not for use as a stand-alone caseload. Must be attached to a return or bridge.
- A separately specified Worksurface Reinforcement Channel provides worksurface reinforcement to minimize deflection. Recommended for heavily loaded worksurface applications.

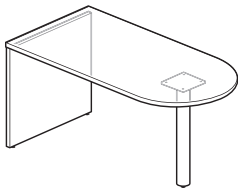
To Order, Specify:

- 1) Product number.
- 2) Wood finish color for top.
- 3) Laminate color for end panel.
- 4) Edge trim color for end panel.
- 5) Trim color for column.

X Series Convergents

D-Top — Wood Top with Column and Wood End Panel

Height	Width	Length	Number	End Panel - Wood Group A		End Panel - Wood Group B	
				Column - Painted Trim A	Trim B	Column - Painted Trim A	Trim B
Top — Wood Group A							
29"(737mm)	24"(610mm)	48"(1219mm)	JDDW-2448-KDFW	\$2262.00	\$2279.06	\$2380.95	\$2398.01
		54"(1372mm)	JDDW-2454-KDFW	2383.02	2400.08	2501.97	2519.03
		60"(1524mm)	JDDW-2460-KDFW	2504.04	2521.10	2622.99	2640.05
		66"(1676mm)	JDDW-2466-KDFW	2625.06	2642.12	2744.01	2761.07
		72"(1829mm)	JDDW-2472-KDFW	2746.08	2763.14	2865.03	2882.09
29"(737mm)	30"(762mm)	48"(1219mm)	JDDW-3048-KDFW	\$2343.78	\$2360.84	\$2465.49	\$2482.55
		54"(1372mm)	JDDW-3054-KDFW	2464.80	2481.86	2586.51	2603.57
		60"(1524mm)	JDDW-3060-KDFW	2585.82	2602.88	2707.53	2724.59
		66"(1676mm)	JDDW-3066-KDFW	2706.84	2723.90	2828.55	2845.61
		72"(1829mm)	JDDW-3072-KDFW	2827.86	2844.92	2949.57	2966.63
29"(737mm)	36"(914mm)	48"(1219mm)	JDDW-3648-KDFW	\$2425.56	\$2442.62	\$2550.03	\$2567.09
		54"(1372mm)	JDDW-3654-KDFW	2546.58	2563.64	2671.05	2688.11
		60"(1524mm)	JDDW-3660-KDFW	2667.60	2684.66	2792.07	2809.13
		66"(1676mm)	JDDW-3666-KDFW	2788.62	2805.68	2913.09	2930.15
		72"(1829mm)	JDDW-3672-KDFW	2909.64	2926.70	3034.11	3051.17
Top — Wood Group B							
29"(737mm)	24"(610mm)	48"(1219mm)	JDDW-2448-KDFW	\$2383.60	\$2400.66	\$2502.55	\$2519.61
		54"(1372mm)	JDDW-2454-KDFW	2526.28	2543.34	2645.23	2662.29
		60"(1524mm)	JDDW-2460-KDFW	2668.96	2686.02	2787.91	2804.97
		66"(1676mm)	JDDW-2466-KDFW	2811.64	2828.70	2930.59	2947.65
		72"(1829mm)	JDDW-2472-KDFW	2954.32	2971.38	3073.27	3090.33
29"(737mm)	30"(762mm)	48"(1219mm)	JDDW-3048-KDFW	\$2477.38	\$2494.44	\$2599.09	\$2616.15
		54"(1372mm)	JDDW-3054-KDFW	2620.06	2637.12	2741.77	2758.83
		60"(1524mm)	JDDW-3060-KDFW	2762.74	2779.80	2884.45	2901.51
		66"(1676mm)	JDDW-3066-KDFW	2905.42	2922.48	3027.13	3044.19
		72"(1829mm)	JDDW-3072-KDFW	3048.10	3065.16	3169.81	3186.87
29"(737mm)	36"(914mm)	48"(1219mm)	JDDW-3648-KDFW	\$2571.16	\$2588.22	\$2695.63	\$2712.69
		54"(1372mm)	JDDW-3654-KDFW	2713.84	2730.90	2838.31	2855.37
		60"(1524mm)	JDDW-3660-KDFW	2856.52	2873.58	2980.99	2998.05
		66"(1676mm)	JDDW-3666-KDFW	2999.20	3016.26	3123.67	3140.73
		72"(1829mm)	JDDW-3672-KDFW	3141.88	3158.94	3266.35	3283.41



JDDW-KDFW

Features

- Includes wood top, wood end panel, steel column, and hardware for assembly and attachment to adjoining casegood.
- Wood veneer top has 3mm edgeband on the perimeter and 1mm edgeband on the back.
- Must be attached to a return or bridge.
- Glides provide 1.5"(38mm) adjustment range.
- Field assembled.

Specification Tips

- Not for use as a stand-alone casegood. Must be attached to a return or bridge.
- A separately specified Worksurface Reinforcement Channel provides worksurface reinforcement to minimize deflection. Recommended for heavily loaded worksurface applications.

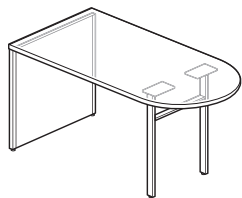
To Order, Specify:

- 1) Product number.
- 2) Wood finish color for top.
- 3) Wood finish color for end panel.
- 4) Trim color for column.

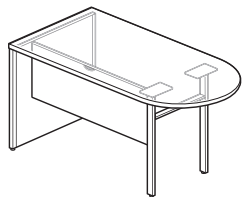
X Series Convergents

D-Top — Laminate Top with Double Support Leg and Steel End Panel

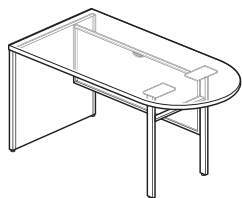
Height	Width	Length	Number	① ② ③	End Panel - Steel Trim A		End Panel - Steel Trim B	
					Support Leg/Modesty - Steel Trim A	Support Leg/Modesty - Steel Trim B	Support Leg/Modesty - Steel Trim A	Support Leg/Modesty - Steel Trim B
Top — Laminate A								
29"(737mm)	24"(610mm)	48"(1219mm)	JDDL-2448-JB	S	\$1761.06	\$1786.62	\$1805.36	\$1830.92
		54"(1372mm)	JDDL-2454-JB	S	1854.90	1880.46	1899.20	1924.76
		60"(1524mm)	JDDL-2460-JB	S	1948.74	1974.30	1993.04	2018.60
		66"(1676mm)	JDDL-2466-JB	S	2042.58	2068.14	2086.88	2112.44
		72"(1829mm)	JDDL-2472-JB	S	2136.42	2161.98	2180.72	2206.28
29"(737mm)	30"(762mm)	48"(1219mm)	JDDL-3048-JB	S	\$1853.08	\$1878.64	\$1910.94	\$1936.50
		54"(1372mm)	JDDL-3054-JB	S	1946.92	1972.48	2004.78	2030.34
		60"(1524mm)	JDDL-3060-JB	S	2040.76	2066.32	2098.62	2124.18
		66"(1676mm)	JDDL-3066-JB	S	2134.60	2160.16	2192.46	2218.02
		72"(1829mm)	JDDL-3072-JB	S	2228.44	2254.00	2286.30	2311.86
29"(737mm)	36"(914mm)	48"(1219mm)	JDDL-3648-JB	S	\$1945.10	\$1970.66	\$2016.52	\$2042.08
		54"(1372mm)	JDDL-3654-JB	S	2038.94	2064.50	2110.36	2135.92
		60"(1524mm)	JDDL-3660-JB	S	2132.78	2158.34	2204.20	2229.76
		66"(1676mm)	JDDL-3666-JB	S	2226.62	2252.18	2298.04	2323.60
		72"(1829mm)	JDDL-3672-JB	S	2320.46	2346.02	2391.88	2417.44
Top — Laminate B								
29"(737mm)	24"(610mm)	48"(1219mm)	JDDL-2448-JB	S	\$1843.76	\$1869.32	\$1888.06	\$1913.62
		54"(1372mm)	JDDL-2454-JB	S	1944.92	1970.48	1989.22	2014.78
		60"(1524mm)	JDDL-2460-JB	S	2046.08	2071.64	2090.38	2115.94
		66"(1676mm)	JDDL-2466-JB	S	2147.24	2172.80	2191.54	2217.10
		72"(1829mm)	JDDL-2472-JB	S	2248.40	2273.96	2292.70	2318.26
29"(737mm)	30"(762mm)	48"(1219mm)	JDDL-3048-JB	S	\$1939.68	\$1965.24	\$1997.54	\$2023.10
		54"(1372mm)	JDDL-3054-JB	S	2040.84	2066.40	2098.70	2124.26
		60"(1524mm)	JDDL-3060-JB	S	2142.00	2167.56	2199.86	2225.42
		66"(1676mm)	JDDL-3066-JB	S	2243.16	2268.72	2301.02	2326.58
		72"(1829mm)	JDDL-3072-JB	S	2344.32	2369.88	2402.18	2427.74
29"(737mm)	36"(914mm)	48"(1219mm)	JDDL-3648-JB	S	\$2035.60	\$2061.16	\$2107.02	\$2132.58
		54"(1372mm)	JDDL-3654-JB	S	2136.76	2162.32	2208.18	2233.74
		60"(1524mm)	JDDL-3660-JB	S	2237.92	2263.48	2309.34	2334.90
		66"(1676mm)	JDDL-3666-JB	S	2339.08	2364.64	2410.50	2436.06
		72"(1829mm)	JDDL-3672-JB	S	2440.24	2465.80	2511.66	2537.22



JDDL-JBFSNN
(Non-Handed, No Guest Modesty Panel)



JDDL-JBLSDS
(Left-Hand, with Guest Modesty Panel)



JDDL-JBRSDS
(Right-Hand, with Guest Modesty Panel)

Features

- Includes laminate top, steel end panel, steel double support leg, and hardware for assembly and attachment to adjoining caseload.
- Available with or without guest modesty panel.
- High-pressure laminate top has 3mm edgeband on the perimeter and 1mm edgeband on the back.
- Guest modesty panel is available with or without scallop wireway for cable management; scallop is centered at top of modesty panel.
- Glides provide 1"(25mm) adjustment range.
- Field assembled.

Specification Tips

- Not for use as a stand-alone caseload. Must be attached to a return or bridge.
- D-top is non-handed without the guest modesty panel; guest modesty panel requires left or right hand product specification.
- A separately specified Worksurface Reinforcement Channel provides worksurface reinforcement to minimize deflection. Recommended for heavily loaded worksurface applications.

To Order, Specify:

1) Product number, including:

① Orientation:

- F** Non-handed, no guest modesty panel
- L** Left-hand, with guest modesty panel
- R** Right-hand, with guest modesty panel

② Modesty Panel Height:

- N** No Guest Modesty Panel (Non-handed only)
- B** 1/3 Height, add **\$90.33** list
- D** 3/4 Height, add **\$180.68** list
- F** Full Height, add **\$271.03** list

③ Modesty Panel Cable Management:

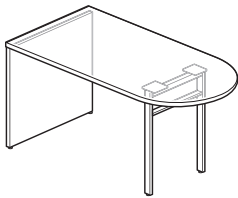
- N** No Scallop
- S** Scallop

- 2) Laminate color for top.
- 3) Edge trim color for top.
- 4) Trim color for end panel.
- 5) Trim color for double support leg and guest modesty panel (if specified).

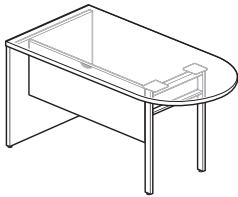
X Series Convergents

D-Top — Laminate Top with Double Support Leg and Laminate End Panel

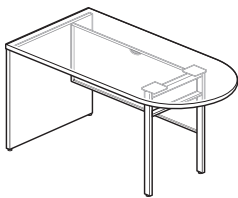
Height	Width	Length	Number	① ② ③		End Panel - Laminate Group A Support Leg/Modesty - Steel		End Panel - Laminate Group B Support Leg/Modesty - Steel	
				Trim A	Trim B	Trim A	Trim B		
Top — Laminate A									
29"(737mm)	24"(610mm)	48"(1219mm)	JDDL-2448-JB	L		\$1612.75	\$1638.31	\$1647.68	\$1673.24
		54"(1372mm)	JDDL-2454-JB	L		1706.59	1732.15	1741.52	1767.08
		60"(1524mm)	JDDL-2460-JB	L		1800.43	1825.99	1835.36	1860.92
		66"(1676mm)	JDDL-2466-JB	L		1894.27	1919.83	1929.20	1954.76
		72"(1829mm)	JDDL-2472-JB	L		1988.11	2013.67	2023.04	2048.60
29"(737mm)	30"(762mm)	48"(1219mm)	JDDL-3048-JB	L		\$1704.77	\$1730.33	\$1740.90	\$1766.46
		54"(1372mm)	JDDL-3054-JB	L		1798.61	1824.17	1834.74	1860.30
		60"(1524mm)	JDDL-3060-JB	L		1892.45	1918.01	1928.58	1954.14
		66"(1676mm)	JDDL-3066-JB	L		1986.29	2011.85	2022.42	2047.98
		72"(1829mm)	JDDL-3072-JB	L		2080.13	2105.69	2116.26	2141.82
29"(737mm)	36"(914mm)	48"(1219mm)	JDDL-3648-JB	L		\$1796.79	\$1822.35	\$1834.12	\$1859.68
		54"(1372mm)	JDDL-3654-JB	L		1890.63	1916.19	1927.96	1953.52
		60"(1524mm)	JDDL-3660-JB	L		1984.47	2010.03	2021.80	2047.36
		66"(1676mm)	JDDL-3666-JB	L		2078.31	2103.87	2115.64	2141.20
		72"(1829mm)	JDDL-3672-JB	L		2172.15	2197.71	2209.48	2235.04
Top — Laminate B									
29"(737mm)	24"(610mm)	48"(1219mm)	JDDL-2448-JB	L		\$1695.45	\$1721.01	\$1730.38	\$1755.94
		54"(1372mm)	JDDL-2454-JB	L		1796.61	1822.17	1831.54	1857.10
		60"(1524mm)	JDDL-2460-JB	L		1897.77	1923.33	1932.70	1958.26
		66"(1676mm)	JDDL-2466-JB	L		1998.93	2024.49	2033.86	2059.42
		72"(1829mm)	JDDL-2472-JB	L		2100.09	2125.65	2135.02	2160.58
29"(737mm)	30"(762mm)	48"(1219mm)	JDDL-3048-JB	L		\$1791.37	\$1816.93	\$1827.50	\$1853.06
		54"(1372mm)	JDDL-3054-JB	L		1892.53	1918.09	1928.66	1954.22
		60"(1524mm)	JDDL-3060-JB	L		1993.69	2019.25	2029.82	2055.38
		66"(1676mm)	JDDL-3066-JB	L		2094.85	2120.41	2130.98	2156.54
		72"(1829mm)	JDDL-3072-JB	L		2196.01	2221.57	2232.14	2257.70
29"(737mm)	36"(914mm)	48"(1219mm)	JDDL-3648-JB	L		\$1887.29	\$1912.85	\$1924.62	\$1950.18
		54"(1372mm)	JDDL-3654-JB	L		1988.45	2014.01	2025.78	2051.34
		60"(1524mm)	JDDL-3660-JB	L		2089.61	2115.17	2126.94	2152.50
		66"(1676mm)	JDDL-3666-JB	L		2190.77	2216.33	2228.10	2253.66
		72"(1829mm)	JDDL-3672-JB	L		2291.93	2317.49	2329.26	2354.82



JDDL-JBFLNN
(Non-Handed, No Guest Modesty Panel)



JDDL-JBLLDS
(Left-Hand, with Guest Modesty Panel)



JDDL-JBRLDS
(Right-Hand, with Guest Modesty Panel)

Features

- Includes laminate top, laminate end panel, steel double support leg, and hardware for assembly and attachment to adjoining casegood.
- Available with or without guest modesty panel.
- High-pressure laminate top has 3mm edgeband on the perimeter and 1mm edgeband on the back.
- Guest modesty panel is available with or without scallop wireway for cable management; scallop is centered at top of modesty panel.
- Glides provide 1"(25mm) adjustment range.
- Field assembled.

Specification Tips

- Not for use as a stand-alone casegood. Must be attached to a return or bridge.
- D-top is non-handed without the guest modesty panel; guest modesty panel requires left or right hand product specification.
- A separately specified Worksurface Reinforcement Channel provides worksurface reinforcement to minimize deflection. Recommended for heavily loaded worksurface applications.

To Order, Specify:

- 1) Product number, including:

① Orientation:

- F** Non-handed, no guest modesty panel
- L** Left-hand, with guest modesty panel
- R** Right-hand, with guest modesty panel

② Modesty Panel Height:

- N** No Guest Modesty Panel (Non-handed only)
- B** 1/3 Height, add **\$90.33** list
- D** 3/4 Height, add **\$180.68** list
- F** Full Height, add **\$271.03** list

③ Modesty Panel Cable Management:

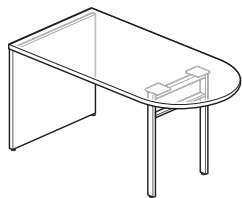
- N** No Scallop
- S** Scallop

- 2) Laminate color for top.
- 3) Edge trim color for top.
- 4) Laminate color for end panel.
- 5) Edge trim color for end panel.
- 6) Trim color for double support leg and guest modesty panel (if specified).

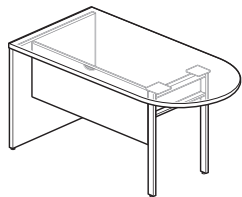
X Series Convergents

D-Top — Laminate Top with Double Support Leg and Wood End Panel

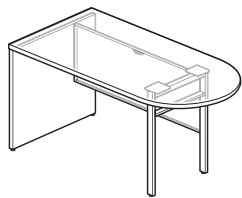
Height	Width	Length	Number	①	②	③	End Panel - Wood Group A Support Leg/Modesty - Steel		End Panel - Wood Group B Support Leg/Modesty - Steel	
							Trim A	Trim B	Trim A	Trim B
Top — Laminate A										
29"(737mm)	24"(610mm)	48"(1219mm)	JDDL-2448-JB	W			\$1844.58	\$1870.14	\$1963.53	\$1989.09
		54"(1372mm)	JDDL-2454-JB	W			1938.42	1963.98	2057.37	2082.93
		60"(1524mm)	JDDL-2460-JB	W			2032.26	2057.82	2151.21	2176.77
		66"(1676mm)	JDDL-2466-JB	W			2126.10	2151.66	2245.05	2270.61
		72"(1829mm)	JDDL-2472-JB	W			2219.94	2245.50	2338.89	2364.45
29"(737mm)	30"(762mm)	48"(1219mm)	JDDL-3048-JB	W			\$1936.60	\$1962.16	\$2058.31	\$2083.87
		54"(1372mm)	JDDL-3054-JB	W			2030.44	2056.00	2152.15	2177.71
		60"(1524mm)	JDDL-3060-JB	W			2124.28	2149.84	2245.99	2271.55
		66"(1676mm)	JDDL-3066-JB	W			2218.12	2243.68	2339.83	2365.39
		72"(1829mm)	JDDL-3072-JB	W			2311.96	2337.52	2433.67	2459.23
29"(737mm)	36"(914mm)	48"(1219mm)	JDDL-3648-JB	W			\$2028.62	\$2054.18	\$2153.09	\$2178.65
		54"(1372mm)	JDDL-3654-JB	W			2122.46	2148.02	2246.93	2272.49
		60"(1524mm)	JDDL-3660-JB	W			2216.30	2241.86	2340.77	2366.33
		66"(1676mm)	JDDL-3666-JB	W			2310.14	2335.70	2434.61	2460.17
		72"(1829mm)	JDDL-3672-JB	W			2403.98	2429.54	2528.45	2554.01
Top — Laminate B										
29"(737mm)	24"(610mm)	48"(1219mm)	JDDL-2448-JB	W			\$1927.28	\$1952.84	\$2046.23	\$2071.79
		54"(1372mm)	JDDL-2454-JB	W			2028.44	2054.00	2147.39	2172.95
		60"(1524mm)	JDDL-2460-JB	W			2129.60	2155.16	2248.55	2274.11
		66"(1676mm)	JDDL-2466-JB	W			2230.76	2256.32	2349.71	2375.27
		72"(1829mm)	JDDL-2472-JB	W			2331.92	2357.48	2450.87	2476.43
29"(737mm)	30"(762mm)	48"(1219mm)	JDDL-3048-JB	W			\$2023.20	\$2048.76	\$2144.91	\$2170.47
		54"(1372mm)	JDDL-3054-JB	W			2124.36	2149.92	2246.07	2271.63
		60"(1524mm)	JDDL-3060-JB	W			2225.52	2251.08	2347.23	2372.79
		66"(1676mm)	JDDL-3066-JB	W			2326.68	2352.24	2448.39	2473.95
		72"(1829mm)	JDDL-3072-JB	W			2427.84	2453.40	2549.55	2575.11
29"(737mm)	36"(914mm)	48"(1219mm)	JDDL-3648-JB	W			\$2119.12	\$2144.68	\$2243.59	\$2269.15
		54"(1372mm)	JDDL-3654-JB	W			2220.28	2245.84	2344.75	2370.31
		60"(1524mm)	JDDL-3660-JB	W			2321.44	2347.00	2445.91	2471.47
		66"(1676mm)	JDDL-3666-JB	W			2422.60	2448.16	2547.07	2572.63
		72"(1829mm)	JDDL-3672-JB	W			2523.76	2549.32	2648.23	2673.79



JDDL-JBFWNN
(Non-Handed, No Guest Modesty Panel)



JDDL-JBLWDS
(Left-Hand, with Guest Modesty Panel)



JDDL-JBRWDS
(Right-Hand, with Guest Modesty Panel)

Features

- Includes laminate top, wood end panel, steel double support leg, and hardware for assembly and attachment to adjoining casegood.
- Available with or without guest modesty panel.
- High-pressure laminate top has 3mm edgeband on the perimeter and 1mm edgeband on the back.
- Guest modesty panel is available with or without scallop wireway for cable management; scallop is centered at top of modesty panel.
- Glides provide 1"(25mm) adjustment range.
- Field assembled.

Specification Tips

- Not for use as a stand-alone casegood. Must be attached to a return or bridge.
- D-top is non-handed without the guest modesty panel; guest modesty panel requires left or right hand product specification.
- A separately specified Worksurface Reinforcement Channel provides worksurface reinforcement to minimize deflection. Recommended for heavily loaded worksurface applications.

To Order, Specify:

1) Product number, including:

① Orientation:

- F** Non-handed, no guest modesty panel
- L** Left-hand, with guest modesty panel
- R** Right-hand, with guest modesty panel

② Modesty Panel Height:

- N** No Guest Modesty Panel (Non-handed only)
- B** 1/3 Height, add **\$90.33** list
- D** 3/4 Height, add **\$180.68** list
- F** Full Height, add **\$271.03** list

③ Modesty Panel Cable Management:

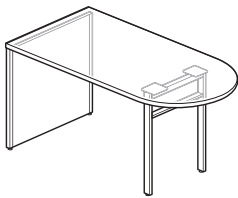
- N** No Scallop
- S** Scallop

- Laminate color for top.
- Edge trim color for top.
- Wood finish color for end panel.
- Trim color for double support leg and guest modesty panel (if specified).

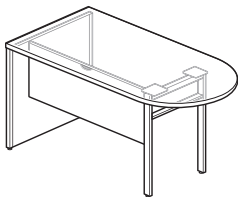
X Series Convergents

D-Top — Wood Top with Double Support Leg and Steel End Panel

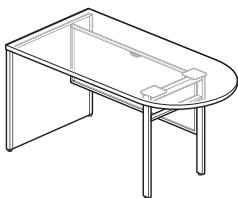
Height	Width	Length	Number	① ② ③			End Panel - Steel Trim A Support Leg/Modesty - Steel Trim A		End Panel - Steel Trim B Support Leg/Modesty - Steel Trim B	
				①	②	③	Trim A	Trim B	Trim A	Trim B
Top — Wood Group A										
29"(737mm)	24"(610mm)	48"(1219mm)	JDDW-2448-KB	S	■	■	\$2255.20	\$2280.76	\$2299.50	\$2325.06
		54"(1372mm)	JDDW-2454-KB	S	■	■	2376.22	2401.78	2420.52	2446.08
		60"(1524mm)	JDDW-2460-KB	S	■	■	2497.24	2522.80	2541.54	2567.10
		66"(1676mm)	JDDW-2466-KB	S	■	■	2618.26	2643.82	2662.56	2688.12
		72"(1829mm)	JDDW-2472-KB	S	■	■	2739.28	2764.84	2783.58	2809.14
29"(737mm)	30"(762mm)	48"(1219mm)	JDDW-3048-KB	S	■	■	\$2364.26	\$2389.82	\$2422.12	\$2447.68
		54"(1372mm)	JDDW-3054-KB	S	■	■	2485.28	2510.84	2543.14	2568.70
		60"(1524mm)	JDDW-3060-KB	S	■	■	2606.30	2631.86	2664.16	2689.72
		66"(1676mm)	JDDW-3066-KB	S	■	■	2727.32	2752.88	2785.18	2810.74
		72"(1829mm)	JDDW-3072-KB	S	■	■	2848.34	2873.90	2906.20	2931.76
29"(737mm)	36"(914mm)	48"(1219mm)	JDDW-3648-KB	S	■	■	\$2473.32	\$2498.88	\$2544.74	\$2570.30
		54"(1372mm)	JDDW-3654-KB	S	■	■	2594.34	2619.90	2665.76	2691.32
		60"(1524mm)	JDDW-3660-KB	S	■	■	2715.36	2740.92	2786.78	2812.34
		66"(1676mm)	JDDW-3666-KB	S	■	■	2836.38	2861.94	2907.80	2933.36
		72"(1829mm)	JDDW-3672-KB	S	■	■	2957.40	2982.96	3028.82	3054.38
Top — Wood Group B										
29"(737mm)	24"(610mm)	48"(1219mm)	JDDW-2448-KB	S	■	■	\$2376.80	\$2402.36	\$2421.10	\$2446.66
		54"(1372mm)	JDDW-2454-KB	S	■	■	2519.48	2545.04	2563.78	2589.34
		60"(1524mm)	JDDW-2460-KB	S	■	■	2662.16	2687.72	2706.46	2732.02
		66"(1676mm)	JDDW-2466-KB	S	■	■	2804.84	2830.40	2849.14	2874.70
		72"(1829mm)	JDDW-2472-KB	S	■	■	2947.52	2973.08	2991.82	3017.38
29"(737mm)	30"(762mm)	48"(1219mm)	JDDW-3048-KB	S	■	■	\$2497.86	\$2523.42	\$2555.72	\$2581.28
		54"(1372mm)	JDDW-3054-KB	S	■	■	2640.54	2666.10	2698.40	2723.96
		60"(1524mm)	JDDW-3060-KB	S	■	■	2783.22	2808.78	2841.08	2866.64
		66"(1676mm)	JDDW-3066-KB	S	■	■	2925.90	2951.46	2983.76	3009.32
		72"(1829mm)	JDDW-3072-KB	S	■	■	3068.58	3094.14	3126.44	3152.00
29"(737mm)	36"(914mm)	48"(1219mm)	JDDW-3648-KB	S	■	■	\$2618.92	\$2644.48	\$2690.34	\$2715.90
		54"(1372mm)	JDDW-3654-KB	S	■	■	2761.60	2787.16	2833.02	2858.58
		60"(1524mm)	JDDW-3660-KB	S	■	■	2904.28	2929.84	2975.70	3001.26
		66"(1676mm)	JDDW-3666-KB	S	■	■	3046.96	3072.52	3118.38	3143.94
		72"(1829mm)	JDDW-3672-KB	S	■	■	3189.64	3215.20	3261.06	3286.62



JDDW-KBFSNN
(Non-Handed, No Guest Modesty Panel)



JDDW-KBLSDS
(Left-Hand, with Guest Modesty Panel)



JDDW-KBRSDS
(Right-Hand, with Guest Modesty Panel)

Features

- Includes wood top, steel end panel, steel double support leg, and hardware for assembly and attachment to adjoining casegood.
- Available with or without guest modesty panel.
- Wood veneer top has 3mm edgeband on the perimeter and 1mm edgeband on the back.
- Guest modesty panel is available with or without scallop wireway for cable management; scallop is centered at top of modesty panel.
- Glides provide 1"(25mm) adjustment range.
- Field assembled.

Specification Tips

- Not for use as a stand-alone casegood. Must be attached to a return or bridge.
- D-top is non-handed without the guest modesty panel; guest modesty panel requires left or right hand product specification.
- A separately specified Worksurface Reinforcement Channel provides worksurface reinforcement to minimize deflection. Recommended for heavily loaded worksurface applications.

To Order, Specify:

- 1) Product number, including:

① Orientation:

- F** Non-handed, no guest modesty panel
- L** Left-hand, with guest modesty panel
- R** Right-hand, with guest modesty panel

② Modesty Panel Height:

- N** No Guest Modesty Panel (Non-handed only)
- B** 1/3 Height, add **\$90.33** list
- D** 3/4 Height, add **\$180.68** list
- F** Full Height, add **\$271.03** list

③ Modesty Panel Cable Management:

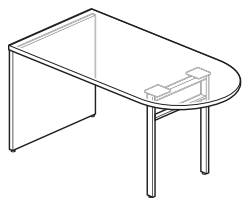
- N** No Scallop
- S** Scallop

- 2) Wood finish color for top.
- 3) Trim color for end panel.
- 4) Trim color for double support leg and guest modesty panel (if specified).

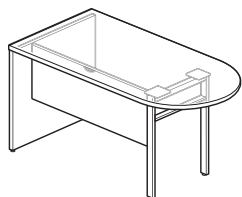
X Series Convergents

D-Top — Wood Top with Double Support Leg and Laminate End Panel

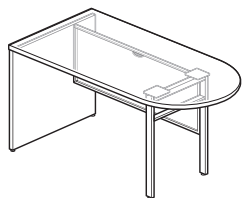
Height	Width	Length	Number	① ② ③	End Panel - Laminate Group A		End Panel - Laminate Group B	
					Support Leg - Steel Trim A	Support Leg - Steel Trim B	Support Leg - Steel Trim A	Support Leg - Steel Trim B
Top — Wood Group A								
29"(737mm)	24"(610mm)	48"(1219mm)	JDDW-2448-KB	L	\$2106.89	\$2132.45	\$2141.82	\$2167.38
		54"(1372mm)	JDDW-2454-KB	L	2227.91	2253.47	2262.84	2288.40
		60"(1524mm)	JDDW-2460-KB	L	2348.93	2374.49	2383.86	2409.42
		66"(1676mm)	JDDW-2466-KB	L	2469.95	2495.51	2504.88	2530.44
		72"(1829mm)	JDDW-2472-KB	L	2590.97	2616.53	2625.90	2651.46
29"(737mm)	30"(762mm)	48"(1219mm)	JDDW-3048-KB	L	\$2215.95	\$2241.51	\$2252.08	\$2277.64
		54"(1372mm)	JDDW-3054-KB	L	2336.97	2362.53	2373.10	2398.66
		60"(1524mm)	JDDW-3060-KB	L	2457.99	2483.55	2494.12	2519.68
		66"(1676mm)	JDDW-3066-KB	L	2579.01	2604.57	2615.14	2640.70
		72"(1829mm)	JDDW-3072-KB	L	2700.03	2725.59	2736.16	2761.72
29"(737mm)	36"(914mm)	48"(1219mm)	JDDW-3648-KB	L	\$2325.01	\$2350.57	\$2362.34	\$2387.90
		54"(1372mm)	JDDW-3654-KB	L	2446.03	2471.59	2483.36	2508.92
		60"(1524mm)	JDDW-3660-KB	L	2567.05	2592.61	2604.38	2629.94
		66"(1676mm)	JDDW-3666-KB	L	2688.07	2713.63	2725.40	2750.96
		72"(1829mm)	JDDW-3672-KB	L	2809.09	2834.65	2846.42	2871.98
Top — Wood Group B								
29"(737mm)	24"(610mm)	48"(1219mm)	JDDW-2448-KB	L	\$2228.49	\$2254.05	\$2263.42	\$2288.98
		54"(1372mm)	JDDW-2454-KB	L	2371.17	2396.73	2406.10	2431.66
		60"(1524mm)	JDDW-2460-KB	L	2513.85	2539.41	2548.78	2574.34
		66"(1676mm)	JDDW-2466-KB	L	2656.53	2682.09	2691.46	2717.02
		72"(1829mm)	JDDW-2472-KB	L	2799.21	2824.77	2834.14	2859.70
29"(737mm)	30"(762mm)	48"(1219mm)	JDDW-3048-KB	L	\$2349.55	\$2375.11	\$2385.68	\$2411.24
		54"(1372mm)	JDDW-3054-KB	L	2492.23	2517.79	2528.36	2553.92
		60"(1524mm)	JDDW-3060-KB	L	2634.91	2660.47	2671.04	2696.60
		66"(1676mm)	JDDW-3066-KB	L	2777.59	2803.15	2813.72	2839.28
		72"(1829mm)	JDDW-3072-KB	L	2920.27	2945.83	2956.40	2981.96
29"(737mm)	36"(914mm)	48"(1219mm)	JDDW-3648-KB	L	\$2470.61	\$2496.17	\$2507.94	\$2533.50
		54"(1372mm)	JDDW-3654-KB	L	2613.29	2638.85	2650.62	2676.18
		60"(1524mm)	JDDW-3660-KB	L	2755.97	2781.53	2793.30	2818.86
		66"(1676mm)	JDDW-3666-KB	L	2898.65	2924.21	2935.98	2961.54
		72"(1829mm)	JDDW-3672-KB	L	3041.33	3066.89	3078.66	3104.22



JDDW-KBFLNN
(Non-Handed, No Guest Modesty Panel)



JDDW-KBLDLS
(Left-Hand, with Guest Modesty Panel)



JDDW-KBRDLS
(Right-Hand, with Guest Modesty Panel)

Features

- Includes wood top, laminate end panel, steel double support leg, and hardware for assembly and attachment to adjoining caseload.
- Available with or without guest modesty panel.
- Wood veneer top has 3mm edgeband on the perimeter and 1mm edgeband on the back.
- Guest modesty panel is available with or without scallop wireway for cable management; scallop is centered at top of modesty panel.
- Glides provide 1"(25mm) adjustment range.
- Field assembled.

Specification Tips

- Not for use as a stand-alone caseload. Must be attached to a return or bridge.
- D-top is non-handed without the guest modesty panel; guest modesty panel requires left or right hand product specification.
- A separately specified Worksurface Reinforcement Channel provides worksurface reinforcement to minimize deflection. Recommended for heavily loaded worksurface applications.

To Order, Specify:

1) Product number, including:

① Orientation:

- F** Non-handed, no guest modesty panel
- L** Left-hand, with guest modesty panel
- R** Right-hand, with guest modesty panel

② Modesty Panel Height:

- N** No Guest Modesty Panel (Non-handed only)
- B** 1/3 Height, add **\$90.33** list
- D** 3/4 Height, add **\$180.68** list
- F** Full Height, add **\$271.03** list

③ Modesty Panel Cable Management:

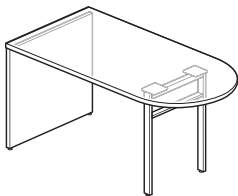
- N** No Scallop
- S** Scallop

- 2) Wood finish color for top.
- 3) Laminate color for end panel.
- 4) Edge trim color for end panel.
- 5) Trim color for double support leg and guest modesty panel (if specified).

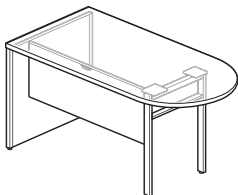
X Series Convergents

D-Top — Wood Top with Double Support Leg and Wood End Panel

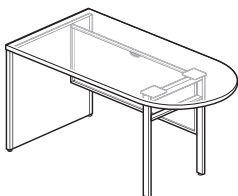
Height	Width	Length	Number	End Panel - Wood Group A		End Panel - Wood Group B		
				Support Leg/Modesty - Steel Trim A	Support Leg/Modesty - Steel Trim B	Support Leg/Modesty - Steel Trim A	Support Leg/Modesty - Steel Trim B	
Top — Wood Group A								
29"(737mm)	24"(610mm)	48"(1219mm)	JDDW-2448-KB	W	\$2338.72	\$2364.28	\$2457.67	\$2483.23
		54"(1372mm)	JDDW-2454-KB	W	2459.74	2485.30	2578.69	2604.25
		60"(1524mm)	JDDW-2460-KB	W	2580.76	2606.32	2699.71	2725.27
		66"(1676mm)	JDDW-2466-KB	W	2701.78	2727.34	2820.73	2846.29
		72"(1829mm)	JDDW-2472-KB	W	2822.80	2848.36	2941.75	2967.31
29"(737mm)	30"(762mm)	48"(1219mm)	JDDW-3048-KB	W	\$2447.78	\$2473.34	\$2569.49	\$2595.05
		54"(1372mm)	JDDW-3054-KB	W	2568.80	2594.36	2690.51	2716.07
		60"(1524mm)	JDDW-3060-KB	W	2689.82	2715.38	2811.53	2837.09
		66"(1676mm)	JDDW-3066-KB	W	2810.84	2836.40	2932.55	2958.11
		72"(1829mm)	JDDW-3072-KB	W	2931.86	2957.42	3053.57	3079.13
29"(737mm)	36"(914mm)	48"(1219mm)	JDDW-3648-KB	W	\$2556.84	\$2582.40	\$2681.31	\$2706.87
		54"(1372mm)	JDDW-3654-KB	W	2677.86	2703.42	2802.33	2827.89
		60"(1524mm)	JDDW-3660-KB	W	2798.88	2824.44	2923.35	2948.91
		66"(1676mm)	JDDW-3666-KB	W	2919.90	2945.46	3044.37	3069.93
		72"(1829mm)	JDDW-3672-KB	W	3040.92	3066.48	3165.39	3190.95
Top — Wood Group B								
29"(737mm)	24"(610mm)	48"(1219mm)	JDDW-2448-KB	W	\$2460.32	\$2485.88	\$2579.27	\$2604.83
		54"(1372mm)	JDDW-2454-KB	W	2603.00	2628.56	2721.95	2747.51
		60"(1524mm)	JDDW-2460-KB	W	2745.68	2771.24	2864.63	2890.19
		66"(1676mm)	JDDW-2466-KB	W	2888.36	2913.92	3007.31	3032.87
		72"(1829mm)	JDDW-2472-KB	W	3031.04	3056.60	3149.99	3175.55
29"(737mm)	30"(762mm)	48"(1219mm)	JDDW-3048-KB	W	\$2581.38	\$2606.94	\$2703.09	\$2728.65
		54"(1372mm)	JDDW-3054-KB	W	2724.06	2749.62	2845.77	2871.33
		60"(1524mm)	JDDW-3060-KB	W	2866.74	2892.30	2988.45	3014.01
		66"(1676mm)	JDDW-3066-KB	W	3009.42	3034.98	3131.13	3156.69
		72"(1829mm)	JDDW-3072-KB	W	3152.10	3177.66	3273.81	3299.37
29"(737mm)	36"(914mm)	48"(1219mm)	JDDW-3648-KB	W	\$2702.44	\$2728.00	\$2826.91	\$2852.47
		54"(1372mm)	JDDW-3654-KB	W	2845.12	2870.68	2969.59	2995.15
		60"(1524mm)	JDDW-3660-KB	W	2987.80	3013.36	3112.27	3137.83
		66"(1676mm)	JDDW-3666-KB	W	3130.48	3156.04	3254.95	3280.51
		72"(1829mm)	JDDW-3672-KB	W	3273.16	3298.72	3397.63	3423.19



JDDW-KBFWNN
(Non-Handed, No Guest Modesty Panel)



JDDW-KBLWDS
(Left-Hand, with Guest Modesty Panel)



JDDW-KBRWDS
(Right-Hand, with Guest Modesty Panel)

Features

- Includes wood top, wood end panel, steel double support leg, and hardware for assembly and attachment to adjoining casegood.
- Available with or without guest modesty panel.
- Wood veneer top has 3mm edgeband on the perimeter and 1mm edgeband on the back.
- Guest modesty panel is available with or without scallop wireway for cable management; scallop is centered at top of modesty panel.
- Glides provide 1"(25mm) adjustment range.
- Field assembled.

Specification Tips

- Not for use as a stand-alone casegood. Must be attached to a return or bridge.
- D-top is non-handed without the guest modesty panel; guest modesty panel requires left or right hand product specification.
- A separately specified Worksurface Reinforcement Channel provides worksurface reinforcement to minimize deflection. Recommended for heavily loaded worksurface applications.

To Order, Specify:

- Product number, including:

1 Orientation:

- F** Non-handed, no guest modesty panel
- L** Left-hand, with guest modesty panel
- R** Right-hand, with guest modesty panel

2 Modesty Panel Height:

- N** No Guest Modesty Panel (Non-handed only)
- B** 1/3 Height, add **\$90.33** list
- D** 3/4 Height, add **\$180.68** list
- F** Full Height, add **\$271.03** list

3 Modesty Panel Cable Management:

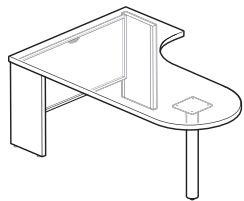
- N** No Scallop
- S** Scallop

- Wood finish color for top.
- Wood finish color for end panel.
- Trim color for double support leg and guest modesty panel (if specified).

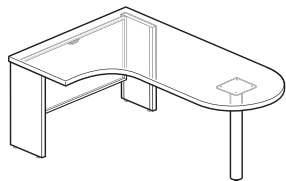
X Series Convergents

Curved Wrap-Around D-Top — Laminate Top with Column and Steel End Panels

Height	Width	Length	Number	①	②	③	④	End Panel - Steel Trim A		End Panel - Steel Trim B	
								Column/Modesty - Steel Trim A	Trim B	Column/Modesty - Steel Trim A	Trim B
Top — Laminate A											
29"(737mm)	36"(914mm)	60"(1524mm)	JDVL-3660-JD	S	■	■	■	\$2349.96	\$2367.09	\$2439.04	\$2456.17
		66"(1676mm)	JDVL-3666-JD	S	■	■	■	2449.32	2466.45	2538.40	2555.53
		72"(1829mm)	JDVL-3672-JD	S	■	■	■	2548.68	2565.81	2637.76	2654.89
29"(737mm)	42"(1067mm)	60"(1524mm)	JDVL-4260-JD	S	■	■	■	\$2466.48	\$2483.61	\$2555.56	\$2572.69
		66"(1676mm)	JDVL-4266-JD	S	■	■	■	2565.84	2582.97	2654.92	2672.05
		72"(1829mm)	JDVL-4272-JD	S	■	■	■	2665.20	2682.33	2754.28	2771.41
29"(737mm)	48"(1219mm)	60"(1524mm)	JDVL-4860-JD	S	■	■	■	\$2583.00	\$2600.13	\$2672.08	\$2689.21
		66"(1676mm)	JDVL-4866-JD	S	■	■	■	2682.36	2699.49	2771.44	2788.57
		72"(1829mm)	JDVL-4872-JD	S	■	■	■	2781.72	2798.85	2870.80	2887.93
Top — Laminate B											
29"(737mm)	36"(914mm)	60"(1524mm)	JDVL-3660-JD	S	■	■	■	\$2448.01	\$2465.14	\$2537.09	\$2554.22
		66"(1676mm)	JDVL-3666-JD	S	■	■	■	2555.29	2572.42	2644.37	2661.50
		72"(1829mm)	JDVL-3672-JD	S	■	■	■	2662.57	2679.70	2751.65	2768.78
29"(737mm)	42"(1067mm)	60"(1524mm)	JDVL-4260-JD	S	■	■	■	\$2573.71	\$2590.84	\$2662.79	\$2679.92
		66"(1676mm)	JDVL-4266-JD	S	■	■	■	2680.99	2698.12	2770.07	2787.20
		72"(1829mm)	JDVL-4272-JD	S	■	■	■	2788.27	2805.40	2877.35	2894.48
29"(737mm)	48"(1219mm)	60"(1524mm)	JDVL-4860-JD	S	■	■	■	\$2699.41	\$2716.54	\$2788.49	\$2805.62
		66"(1676mm)	JDVL-4866-JD	S	■	■	■	2806.69	2823.82	2895.77	2912.90
		72"(1829mm)	JDVL-4872-JD	S	■	■	■	2913.97	2931.10	3003.05	3020.18



JDVL-JDLS4S4
(Left-Hand)



JDVL-JDRS4S4
(Right-Hand)

Features

- Includes laminate top, steel end panel, steel modesty panel, steel column, and hardware for assembly and attachment to adjoining caseload.
- High-pressure laminate top has 3mm edgeband on the perimeter and 1mm edgeband on the back and straight end.
- Modesty panel is available with or without scallop wireway for cable management; scallop is centered at top of modesty panel.
- 36"(914mm) wide units have a 24"(610mm) deep D-end; 42"(1067mm) and 48"(1219mm) wide units have a 30"(762mm) deep D-end.
- Glides provide 1.5"(38mm) adjustment range.
- Field assembled.

Specification Tips

- Not for use as a stand-alone caseload. Must be attached to a return or bridge.
- A separately specified Worksurface Reinforcement Channel provides worksurface reinforcement to minimize deflection. Recommended for heavily loaded worksurface applications.

To Order, Specify:

- Product number, including:

① Orientation:

- L** Left-hand
- R** Right-hand

② Modesty Panel Height:

- B** 1/3 Height
- D** 3/4 Height, add **\$90.79** list
- F** Full Height, add **\$181.58** list

③ Modesty Panel Cable Management:

- N** No Scallop
- S** Scallop

④ Adjoining Surface Depth:

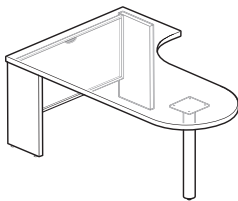
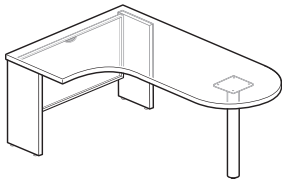
- 3** 18"
- 4** 24", add **\$99.36** list
- 5** 30", add **\$198.72** list

- Laminate color for top.
- Edge trim color for top.
- Trim color for end panels.
- Trim color for column and modesty panel.

X Series Convergents

Curved Wrap-Around D-Top — Laminate Top with Column and Laminate End Panels

Height	Width	Length	Number	①	②	③	④	End Panels - Laminate A		End Panels - Laminate B	
								Column/Modesty - Steel Trim A	Trim B	Column/Modesty - Steel Trim A	Trim B
Top — Laminate A											
29"(737mm)	36"(914mm)	60"(1524mm)	JDVL-3660-JD	L				\$2051.94	\$2069.07	\$2119.63	\$2136.76
		66"(1676mm)	JDVL-3666-JD	L				2151.30	2168.43	2218.99	2236.12
		72"(1829mm)	JDVL-3672-JD	L				2250.66	2267.79	2318.35	2335.48
29"(737mm)	42"(1067mm)	60"(1524mm)	JDVL-4260-JD	L				\$2168.46	\$2185.59	\$2236.15	\$2253.28
		66"(1676mm)	JDVL-4266-JD	L				2267.82	2284.95	2335.51	2352.64
		72"(1829mm)	JDVL-4272-JD	L				2367.18	2384.31	2434.87	2452.00
29"(737mm)	48"(1219mm)	60"(1524mm)	JDVL-4860-JD	L				\$2284.98	\$2302.11	\$2352.67	\$2369.80
		66"(1676mm)	JDVL-4866-JD	L				2384.34	2401.47	2452.03	2469.16
		72"(1829mm)	JDVL-4872-JD	L				2483.70	2500.83	2551.39	2568.52
Top — Laminate B											
29"(737mm)	36"(914mm)	60"(1524mm)	JDVL-3660-JD	L				\$2149.99	\$2167.12	\$2217.68	\$2234.81
		66"(1676mm)	JDVL-3666-JD	L				2257.27	2274.40	2324.96	2342.09
		72"(1829mm)	JDVL-3672-JD	L				2364.55	2381.68	2432.24	2449.37
29"(737mm)	42"(1067mm)	60"(1524mm)	JDVL-4260-JD	L				\$2275.69	\$2292.82	\$2343.38	\$2360.51
		66"(1676mm)	JDVL-4266-JD	L				2382.97	2400.10	2450.66	2467.79
		72"(1829mm)	JDVL-4272-JD	L				2490.25	2507.38	2557.94	2575.07
29"(737mm)	48"(1219mm)	60"(1524mm)	JDVL-4860-JD	L				\$2401.39	\$2418.52	\$2469.08	\$2486.21
		66"(1676mm)	JDVL-4866-JD	L				2508.67	2525.80	2576.36	2593.49
		72"(1829mm)	JDVL-4872-JD	L				2615.95	2633.08	2683.64	2700.77

JDVL-JDLLDS4
(Left-Hand)JDVL-JDRLDS4
(Right-Hand)

Features

- Includes laminate top, laminate end panels, steel modesty panel, steel column, and hardware for assembly and attachment to adjoining casegood.
- High-pressure laminate top has 3mm edgeband on the perimeter and 1mm edgeband on the back and straight end.
- Modesty panel is available with or without scallop wireway for cable management; scallop is centered at top of modesty panel.
- 36"(914mm) wide units have a 24"(610mm) deep D-end; 42"(1067mm) and 48"(1219mm) wide units have a 30"(762mm) deep D-end.
- Glides provide 1.5"(38mm) adjustment range.
- Field assembled.

Specification Tips

- Not for use as a stand-alone casegood. Must be attached to a return or bridge.
- A separately specified Worksurface Reinforcement Channel provides worksurface reinforcement to minimize deflection. Recommended for heavily loaded worksurface applications.

To Order, Specify:

- 1) Product number, including:

① Orientation:

- L** Left-hand
- R** Right-hand

② Modesty Panel Height:

- B** 1/3 Height
- D** 3/4 Height, add **\$90.79** list
- F** Full Height, add **\$181.58** list

③ Modesty Panel Cable Management:

- N** No Scallop
- S** Scallop

④ Adjoining Surface Depth:

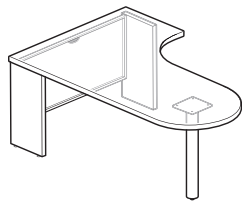
- 3** 18"
- 4** 24", add **\$99.36** list
- 5** 30", add **\$198.72** list

- 2) Laminate color for top.
- 3) Edge trim color for top.
- 4) Laminate color for end panels.
- 5) Edge trim color for end panels.
- 6) Trim color for column and modesty panel.

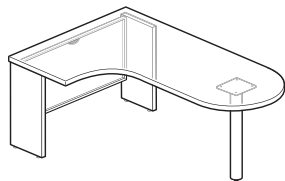
X Series Convergents

Curved Wrap-Around D-Top — Laminate Top with Column and Wood End Panels

Height	Width	Length	Number	①	②	③	④	End Panels - Wood Group A		End Panels - Wood Group B	
								Column/Modesty - Steel Trim A	Trim B	Column/Modesty - Steel Trim A	Trim B
Top — Laminate A											
29"(737mm)	36"(914mm)	60"(1524mm)	JDVL-3660-JD	W	■	■	■	\$2517.80	\$2534.93	\$2751.34	\$2768.47
		66"(1676mm)	JDVL-3666-JD	W	■	■	■	2617.16	2634.29	2850.70	2867.83
		72"(1829mm)	JDVL-3672-JD	W	■	■	■	2716.52	2733.65	2950.06	2967.19
29"(737mm)	42"(1067mm)	60"(1524mm)	JDVL-4260-JD	W	■	■	■	\$2634.32	\$2651.45	\$2867.86	\$2884.99
		66"(1676mm)	JDVL-4266-JD	W	■	■	■	2733.68	2750.81	2967.22	2984.35
		72"(1829mm)	JDVL-4272-JD	W	■	■	■	2833.04	2850.17	3066.58	3083.71
29"(737mm)	48"(1219mm)	60"(1524mm)	JDVL-4860-JD	W	■	■	■	\$2750.84	\$2767.97	\$2984.38	\$3001.51
		66"(1676mm)	JDVL-4866-JD	W	■	■	■	2850.20	2867.33	3083.74	3100.87
		72"(1829mm)	JDVL-4872-JD	W	■	■	■	2949.56	2966.69	3183.10	3200.23
Top — Laminate B											
29"(737mm)	36"(914mm)	60"(1524mm)	JDVL-3660-JD	W	■	■	■	\$2615.85	\$2632.98	\$2849.39	\$2866.52
		66"(1676mm)	JDVL-3666-JD	W	■	■	■	2723.13	2740.26	2956.67	2973.80
		72"(1829mm)	JDVL-3672-JD	W	■	■	■	2830.41	2847.54	3063.95	3081.08
29"(737mm)	42"(1067mm)	60"(1524mm)	JDVL-4260-JD	W	■	■	■	\$2741.55	\$2758.68	\$2975.09	\$2992.22
		66"(1676mm)	JDVL-4266-JD	W	■	■	■	2848.83	2865.96	3082.37	3099.50
		72"(1829mm)	JDVL-4272-JD	W	■	■	■	2956.11	2973.24	3189.65	3206.78
29"(737mm)	48"(1219mm)	60"(1524mm)	JDVL-4860-JD	W	■	■	■	\$2867.25	\$2884.38	\$3100.79	\$3117.92
		66"(1676mm)	JDVL-4866-JD	W	■	■	■	2974.53	2991.66	3208.07	3225.20
		72"(1829mm)	JDVL-4872-JD	W	■	■	■	3081.81	3098.94	3315.35	3332.48



JDVL-JDLWDS4
(Left-Hand)



JDVL-JDRWDS4
(Right-Hand)

Features

- Includes laminate top, wood end panels, steel modesty panel, steel column, and hardware for assembly and attachment to adjoining caseload.
- High-pressure laminate top has 3mm edgeband on the perimeter and 1mm edgeband on the back and straight end.
- Modesty panel is available with or without scallop wireway for cable management; scallop is centered at top of modesty panel.
- 36"(914mm) wide units have a 24"(610mm) deep D-end; 42"(1067mm) and 48"(1219mm) wide units have a 30"(762mm) deep D-end.
- Glides provide 1.5"(38mm) adjustment range.
- Field assembled.

Specification Tips

- Not for use as a stand-alone caseload. Must be attached to a return or bridge.
- A separately specified Worksurface Reinforcement Channel provides worksurface reinforcement to minimize deflection. Recommended for heavily loaded worksurface applications.

To Order, Specify:

- Product number, including:

① Orientation:

- L** Left-hand
- R** Right-hand

② Modesty Panel Height:

- B** 1/3 Height
- D** 3/4 Height, add **\$90.79** list
- F** Full Height, add **\$181.58** list

③ Modesty Panel Cable Management:

- N** No Scallop
- S** Scallop

④ Adjoining Surface Depth:

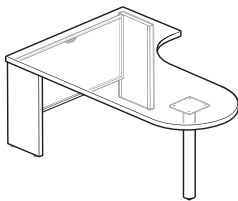
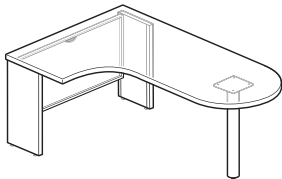
- 3** 18"
- 4** 24", add **\$99.36** list
- 5** 30", add **\$198.72** list

- Laminate color for top.
- Edge trim color for top.
- Wood finish color for end panels.
- Trim color for column and modesty panel.

X Series Convergents

Curved Wrap-Around D-Top — Wood Top with Column and Steel End Panels

Height	Width	Length	Number	①	②	③	④	End Panels - Steel Trim A		End Panels - Steel Trim B	
								Column/Modesty - Steel Trim A	Trim B	Column/Modesty - Steel Trim A	Trim B
Top — Wood Group A											
29"(737mm)	36"(914mm)	60"(1524mm)	JDVW-3660-KD	S	■	■	■	\$3028.27	\$3045.40	\$3117.35	\$3134.48
		66"(1676mm)	JDVW-3666-KD	S	■	■	■	3144.79	3161.92	3233.87	3251.00
		72"(1829mm)	JDVW-3672-KD	S	■	■	■	3261.31	3278.44	3350.39	3367.52
29"(737mm)	42"(1067mm)	60"(1524mm)	JDVW-4260-KD	S	■	■	■	\$3172.21	\$3189.34	\$3261.29	\$3278.42
		66"(1676mm)	JDVW-4266-KD	S	■	■	■	3288.73	3305.86	3377.81	3394.94
		72"(1829mm)	JDVW-4272-KD	S	■	■	■	3405.25	3422.38	3494.33	3511.46
29"(737mm)	48"(1219mm)	60"(1524mm)	JDVW-4860-KD	S	■	■	■	\$3316.15	\$3333.28	\$3405.23	\$3422.36
		66"(1676mm)	JDVW-4866-KD	S	■	■	■	3432.67	3449.80	3521.75	3538.88
		72"(1829mm)	JDVW-4872-KD	S	■	■	■	3549.19	3566.32	3638.27	3655.40
Top — Wood Group B											
29"(737mm)	36"(914mm)	60"(1524mm)	JDVW-3660-KD	S	■	■	■	\$3184.23	\$3201.36	\$3273.31	\$3290.44
		66"(1676mm)	JDVW-3666-KD	S	■	■	■	3321.39	3338.52	3410.47	3427.60
		72"(1829mm)	JDVW-3672-KD	S	■	■	■	3458.55	3475.68	3547.63	3564.76
29"(737mm)	42"(1067mm)	60"(1524mm)	JDVW-4260-KD	S	■	■	■	\$3353.67	\$3370.80	\$3442.75	\$3459.88
		66"(1676mm)	JDVW-4266-KD	S	■	■	■	3490.83	3507.96	3579.91	3597.04
		72"(1829mm)	JDVW-4272-KD	S	■	■	■	3627.99	3645.12	3717.07	3734.20
29"(737mm)	48"(1219mm)	60"(1524mm)	JDVW-4860-KD	S	■	■	■	\$3523.11	\$3540.24	\$3612.19	\$3629.32
		66"(1676mm)	JDVW-4866-KD	S	■	■	■	3660.27	3677.40	3749.35	3766.48
		72"(1829mm)	JDVW-4872-KD	S	■	■	■	3797.43	3814.56	3886.51	3903.64

JDVW-KDLSDS4
(Left-Hand)JDVW-KDRSDS4
(Right-Hand)

Features

- Includes wood top, steel end panels, steel modesty panel, steel column, and hardware for assembly and attachment to adjoining casegood.
- Wood veneer top has 3mm edgeband on the perimeter and 1mm edgeband on the back and straight end.
- Modesty panel is available with or without scallop wireway for cable management; scallop is centered at top of modesty panel.
- 36"(914mm) wide units have a 24"(610mm) deep D-end; 42"(1067mm) and 48"(1219mm) wide units have a 30"(762mm) deep D-end.
- Glides provide 1.5"(38mm) adjustment range.
- Field assembled.

Specification Tips

- Not for use as a stand-alone casegood. Must be attached to a return or bridge.
- A separately specified Worksurface Reinforcement Channel provides worksurface reinforcement to minimize deflection. Recommended for heavily loaded worksurface applications.

To Order, Specify:

- 1) Product number, including:

① Orientation:

L Left-hand

R Right-hand

② Modesty Panel Height:

B 1/3 Height

D 3/4 Height, add **\$90.79** list

F Full Height, add **\$181.58** list

③ Modesty Panel Cable Management:

N No Scallop

S Scallop

④ Adjoining Surface Depth:

3 18"

4 24", add **\$116.52** list

5 30", add **\$233.04** list

- 2) Wood finish color for top.

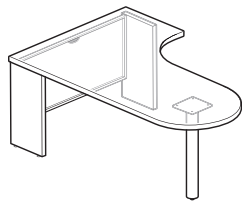
- 3) Trim color for end panels.

- 4) Trim color for column and modesty panel.

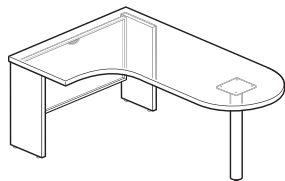
X Series Convergents

Curved Wrap-Around D-Top — Wood Top with Column and Laminate End Panels

Height	Width	Length	Number	① ② ③ ④	End Panels - Laminate A		End Panels - Laminate B	
					Column/Modesty - Steel Trim A	Trim B	Column/Modesty - Steel Trim A	Trim B
Top — Wood Group A								
29"(737mm)	36"(914mm)	60"(1524mm)	JDVW-3660-KD	L	\$2730.25	\$2747.38	\$2797.94	\$2815.07
		66"(1676mm)	JDVW-3666-KD	L	2846.77	2863.90	2914.46	2931.59
		72"(1829mm)	JDVW-3672-KD	L	2963.29	2980.42	3030.98	3048.11
29"(737mm)	42"(1067mm)	60"(1524mm)	JDVW-4260-KD	L	\$2874.19	\$2891.32	\$2941.88	\$2959.01
		66"(1676mm)	JDVW-4266-KD	L	2990.71	3007.84	3058.40	3075.53
		72"(1829mm)	JDVW-4272-KD	L	3107.23	3124.36	3174.92	3192.05
29"(737mm)	48"(1219mm)	60"(1524mm)	JDVW-4860-KD	L	\$3018.13	\$3035.26	\$3085.82	\$3102.95
		66"(1676mm)	JDVW-4866-KD	L	3134.65	3151.78	3202.34	3219.47
		72"(1829mm)	JDVW-4872-KD	L	3251.17	3268.30	3318.86	3335.99
Top — Wood Group B								
29"(737mm)	36"(914mm)	60"(1524mm)	JDVW-3660-KD	L	\$2886.21	\$2903.34	\$2953.90	\$2971.03
		66"(1676mm)	JDVW-3666-KD	L	3023.37	3040.50	3091.06	3108.19
		72"(1829mm)	JDVW-3672-KD	L	3160.53	3177.66	3228.22	3245.35
29"(737mm)	42"(1067mm)	60"(1524mm)	JDVW-4260-KD	L	\$3055.65	\$3072.78	\$3123.34	\$3140.47
		66"(1676mm)	JDVW-4266-KD	L	3192.81	3209.94	3260.50	3277.63
		72"(1829mm)	JDVW-4272-KD	L	3329.97	3347.10	3397.66	3414.79
29"(737mm)	48"(1219mm)	60"(1524mm)	JDVW-4860-KD	L	\$3225.09	\$3242.22	\$3292.78	\$3309.91
		66"(1676mm)	JDVW-4866-KD	L	3362.25	3379.38	3429.94	3447.07
		72"(1829mm)	JDVW-4872-KD	L	3499.41	3516.54	3567.10	3584.23



JDVW-KDLLDS4
(Left-Hand)



JDVW-KDRLDS4
(Right-Hand)

Features

- Includes wood top, laminate end panels, steel modesty panel, steel column, and hardware for assembly and attachment to adjoining caseload.
- Wood veneer top has 3mm edgeband on the perimeter and 1mm edgeband on the back and straight end.
- Modesty panel is available with or without scallop wireway for cable management; scallop is centered at top of modesty panel.
- 36"(914mm) wide units have a 24"(610mm) deep D-end; 42"(1067mm) and 48"(1219mm) wide units have a 30"(762mm) deep D-end.
- Glides provide 1.5"(38mm) adjustment range.
- Field assembled.

Specification Tips

- Not for use as a stand-alone caseload. Must be attached to a return or bridge.
- A separately specified Worksurface Reinforcement Channel provides worksurface reinforcement to minimize deflection. Recommended for heavily loaded worksurface applications.

To Order, Specify:

- 1) Product number, including:

① Orientation:

- L Left-hand
- R Right-hand

② Modesty Panel Height:

- B 1/3 Height
- D 3/4 Height, add **\$90.79** list
- F Full Height, add **\$181.58** list

③ Modesty Panel Cable Management:

- N No Scallop
- S Scallop

④ Adjoining Surface Depth:

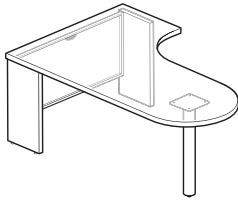
- 3 18"
- 4 24", add **\$116.52** list
- 5 30", add **\$233.04** list

- 2) Wood finish color for top.
- 3) Laminate color for end panels.
- 4) Edge trim color for end panels.
- 5) Trim color for column and modesty panel.

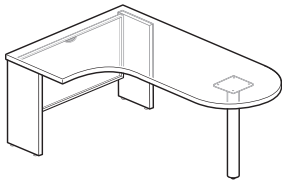
X Series Convergents

Curved Wrap-Around D-Top — Wood Top with Column and Wood End Panels

Height	Width	Length	Number	①	②	③	④	End Panels - Wood Group A		End Panels - Wood Group B	
								Column/Modesty - Steel Trim A	Trim B	Column/Modesty - Steel Trim A	Trim B
Top — Wood Group A											
29"(737mm)	36"(914mm)	60"(1524mm)	JDVW-3660-KD	W	■	■	■	\$3196.11	\$3213.24	\$3429.65	\$3446.78
		66"(1676mm)	JDVW-3666-KD	W	■	■	■	3312.63	3329.76	3546.17	3563.30
		72"(1829mm)	JDVW-3672-KD	W	■	■	■	3429.15	3446.28	3662.69	3679.82
29"(737mm)	42"(1067mm)	60"(1524mm)	JDVW-4260-KD	W	■	■	■	\$3340.05	\$3357.18	\$3573.59	\$3590.72
		66"(1676mm)	JDVW-4266-KD	W	■	■	■	3456.57	3473.70	3690.11	3707.24
		72"(1829mm)	JDVW-4272-KD	W	■	■	■	3573.09	3590.22	3806.63	3823.76
29"(737mm)	48"(1219mm)	60"(1524mm)	JDVW-4860-KD	W	■	■	■	\$3483.99	\$3501.12	\$3717.53	\$3734.66
		66"(1676mm)	JDVW-4866-KD	W	■	■	■	3600.51	3617.64	3834.05	3851.18
		72"(1829mm)	JDVW-4872-KD	W	■	■	■	3717.03	3734.16	3950.57	3967.70
Top — Wood Group B											
29"(737mm)	36"(914mm)	60"(1524mm)	JDVW-3660-KD	W	■	■	■	\$3352.07	\$3369.20	\$3585.61	\$3602.74
		66"(1676mm)	JDVW-3666-KD	W	■	■	■	3489.23	3506.36	3722.77	3739.90
		72"(1829mm)	JDVW-3672-KD	W	■	■	■	3626.39	3643.52	3859.93	3877.06
29"(737mm)	42"(1067mm)	60"(1524mm)	JDVW-4260-KD	W	■	■	■	\$3521.51	\$3538.64	\$3755.05	\$3772.18
		66"(1676mm)	JDVW-4266-KD	W	■	■	■	3658.67	3675.80	3892.21	3909.34
		72"(1829mm)	JDVW-4272-KD	W	■	■	■	3795.83	3812.96	4029.37	4046.50
29"(737mm)	48"(1219mm)	60"(1524mm)	JDVW-4860-KD	W	■	■	■	\$3690.95	\$3708.08	\$3924.49	\$3941.62
		66"(1676mm)	JDVW-4866-KD	W	■	■	■	3828.11	3845.24	4061.65	4078.78
		72"(1829mm)	JDVW-4872-KD	W	■	■	■	3965.27	3982.40	4198.81	4215.94



JDVW-KDLWDS4
(Left-Hand)



JDVW-KDRWDS4
(Right-Hand)

Features

- Includes wood top, wood end panels, steel modesty panel, steel column, and hardware for assembly and attachment to adjoining casegood.
- Wood veneer top has 3mm edgeband on the perimeter and 1mm edgeband on the back and straight end.
- Modesty panel is available with or without scallop wireway for cable management; scallop is centered at top of modesty panel.
- 36"(914mm) wide units have a 24"(610mm) deep D-end; 42"(1067mm) and 48"(1219mm) wide units have a 30"(762mm) deep D-end.
- Glides provide 1.5"(38mm) adjustment range.
- Field assembled.

Specification Tips

- Not for use as a stand-alone casegood. Must be attached to a return or bridge.
- A separately specified Worksurface Reinforcement Channel provides worksurface reinforcement to minimize deflection. Recommended for heavily loaded worksurface applications.

To Order, Specify:

- 1) Product number, including:

① Orientation:

- L** Left-hand
- R** Right-hand

② Modesty Panel Height:

- B** 1/3 Height
- D** 3/4 Height, add **\$90.79** list
- F** Full Height, add **\$181.58** list

③ Modesty Panel Cable Management:

- N** No Scallop
- S** Scallop

④ Adjoining Surface Depth:

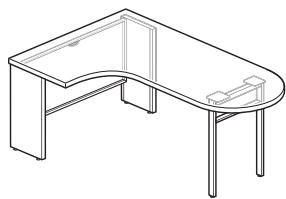
- 3** 18"
- 4** 24", add **\$116.52** list
- 5** 30", add **\$233.04** list

- 2) Wood finish color for top.
- 3) Wood finish color for end panels.
- 4) Trim color for column and modesty panel.

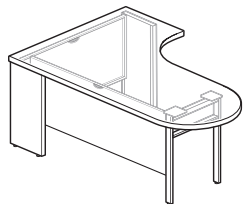
X Series Convergents

Curved Wrap-Around D-Top — Laminate Top with Double Support Leg and Steel End Panels

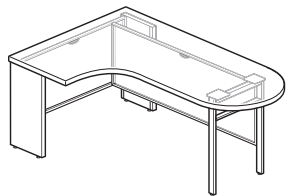
Height	Width	Length	Number	① ② ③ ④ ⑤	End Panels - Steel Trim A Support Leg/Modesty - Steel		End Panels - Steel Trim B Support Leg/Modesty - Steel		
					Trim A	Trim B	Trim A	Trim B	
Top — Laminate A									
29"(737mm)	36"(914mm)	60"(1524mm)	JDVL-3660-JB	S	■	\$2427.06	\$2452.71	\$2516.14	\$2541.79
		66"(1676mm)	JDVL-3666-JB	S	■	2526.42	2552.07	2615.50	2641.15
		72"(1829mm)	JDVL-3672-JB	S	■	2625.78	2651.43	2714.86	2740.51
29"(737mm)	42"(1067mm)	60"(1524mm)	JDVL-4260-JB	S	■	\$2570.99	\$2596.64	\$2660.07	\$2685.72
		66"(1676mm)	JDVL-4266-JB	S	■	2670.35	2696.00	2759.43	2785.08
		72"(1829mm)	JDVL-4272-JB	S	■	2769.71	2795.36	2858.79	2884.44
29"(737mm)	48"(1219mm)	60"(1524mm)	JDVL-4860-JB	S	■	\$2687.51	\$2713.16	\$2776.59	\$2802.24
		66"(1676mm)	JDVL-4866-JB	S	■	2786.87	2812.52	2875.95	2901.60
		72"(1829mm)	JDVL-4872-JB	S	■	2886.23	2911.88	2975.31	3000.96
Top — Laminate B									
29"(737mm)	36"(914mm)	60"(1524mm)	JDVL-3660-JB	S	■	\$2525.11	\$2550.76	\$2614.19	\$2639.84
		66"(1676mm)	JDVL-3666-JB	S	■	2632.39	2658.04	2721.47	2747.12
		72"(1829mm)	JDVL-3672-JB	S	■	2739.67	2765.32	2828.75	2854.40
29"(737mm)	42"(1067mm)	60"(1524mm)	JDVL-4260-JB	S	■	\$2678.22	\$2703.87	\$2767.30	\$2792.95
		66"(1676mm)	JDVL-4266-JB	S	■	2785.50	2811.15	2874.58	2900.23
		72"(1829mm)	JDVL-4272-JB	S	■	2892.78	2918.43	2981.86	3007.51
29"(737mm)	48"(1219mm)	60"(1524mm)	JDVL-4860-JB	S	■	\$2803.92	\$2829.57	\$2893.00	\$2918.65
		66"(1676mm)	JDVL-4866-JB	S	■	2911.20	2936.85	3000.28	3025.93
		72"(1829mm)	JDVL-4872-JB	S	■	3018.48	3044.13	3107.56	3133.21



JDVL-JBRSDS4N
(Right-Hand, No Guest Modesty Panel)



JDVL-JBLSDS4Y
(Left-Hand, with Guest Modesty Panel)



JDVL-JBRSDS4Y
(Right-Hand, with Guest Modesty Panel)

Features

- Includes laminate top, steel end panels, steel modesty panel, steel double support leg, and hardware for assembly and attachment to adjoining caseload.
- Available with or without guest modesty panel.
- High-pressure laminate top has 3mm edgeband on the perimeter and 1mm edgeband on the back and straight end.
- Modesty panel is available with or without scallop wireway for cable management; scallop is centered at top of modesty panel.
- 36"(914mm) wide units have a 24"(610mm) deep D-end; 42"(1067mm) and 48"(1219mm) wide units have a 30"(762mm) deep D-end.
- Glides provide 1"(25mm) adjustment range.
- Field assembled.

Specification Tips

- Not for use as a stand-alone caseload. Must be attached to a return or bridge.
- Optional guest modesty panel matches color, height, and cable management selections for end modesty panel.
- A separately specified Worksurface Reinforcement Channel provides worksurface reinforcement to minimize deflection. Recommended for heavily loaded worksurface applications.

To Order, Specify:

- 1) Product number, including:

① Orientation:

- L** Left-hand
- R** Right-hand

② Modesty Panel Height:

- B** 1/3 Height
- D** 3/4 Height, add **\$90.79** list
- F** Full Height, add **\$181.58** list

③ Modesty Panel Cable Management:

- N** No Scallop
- S** Scallop

④ Adjoining Surface Depth:

- 3** 18"
- 4** 24", add **\$99.36** list
- 5** 30", add **\$198.72** list

⑤ Guest Modesty Panel:

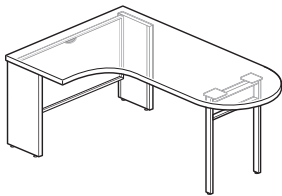
- N** No Guest Modesty Panel
- Y** Guest Modesty Panel
(add **\$90.76** list for 1/3 height guest modesty panel)
(add **\$181.55** list for 3/4 height guest modesty panel)
(add **\$272.34** list for full height guest modesty panel)

- 2) Laminate finish color for top.
- 3) Edge trim color for top.
- 4) Trim color for end panels.
- 5) Trim color for double support leg and modesty panel(s).

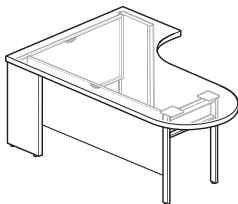
X Series Convergents

Curved Wrap-Around D-Top — Laminate Top with Double Support Leg and Laminate End Panels

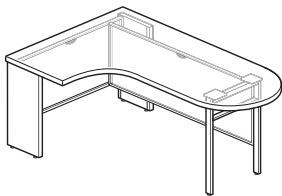
Height	Width	Length	Number	① ② ③ ④ ⑤	End Panels - Laminate A Support Leg/Modesty - Steel		End Panels - Laminate B Support Leg/Modesty - Steel		
					Trim A	Trim B	Trim A	Trim B	
Top — Laminate A									
29"(737mm)	36"(914mm)	60"(1524mm)	JDVL-3660-JB	L	■	\$2129.04	\$2154.69	\$2196.73	\$2222.38
		66"(1676mm)	JDVL-3666-JB	L	■	2228.40	2254.05	2296.09	2321.74
		72"(1829mm)	JDVL-3672-JB	L	■	2327.76	2353.41	2395.45	2421.10
29"(737mm)	42"(1067mm)	60"(1524mm)	JDVL-4260-JB	L	■	\$2272.97	\$2298.62	\$2340.66	\$2366.31
		66"(1676mm)	JDVL-4266-JB	L	■	2372.33	2397.98	2440.02	2465.67
		72"(1829mm)	JDVL-4272-JB	L	■	2471.69	2497.34	2539.38	2565.03
29"(737mm)	48"(1219mm)	60"(1524mm)	JDVL-4860-JB	L	■	\$2389.49	\$2415.14	\$2457.18	\$2482.83
		66"(1676mm)	JDVL-4866-JB	L	■	2488.85	2514.50	2556.54	2582.19
		72"(1829mm)	JDVL-4872-JB	L	■	2588.21	2613.86	2655.90	2681.55
Top — Laminate B									
29"(737mm)	36"(914mm)	60"(1524mm)	JDVL-3660-JB	L	■	\$2227.09	\$2252.74	\$2294.78	\$2320.43
		66"(1676mm)	JDVL-3666-JB	L	■	2334.37	2360.02	2402.06	2427.71
		72"(1829mm)	JDVL-3672-JB	L	■	2441.65	2467.30	2509.34	2534.99
29"(737mm)	42"(1067mm)	60"(1524mm)	JDVL-4260-JB	L	■	\$2380.20	\$2405.85	\$2447.89	\$2473.54
		66"(1676mm)	JDVL-4266-JB	L	■	2487.48	2513.13	2555.17	2580.82
		72"(1829mm)	JDVL-4272-JB	L	■	2594.76	2620.41	2662.45	2688.10
29"(737mm)	48"(1219mm)	60"(1524mm)	JDVL-4860-JB	L	■	\$2505.90	\$2531.55	\$2573.59	\$2599.24
		66"(1676mm)	JDVL-4866-JB	L	■	2613.18	2638.83	2680.87	2706.52
		72"(1829mm)	JDVL-4872-JB	L	■	2720.46	2746.11	2788.15	2813.80



JDVL-JBRLDS4N
(Right-Hand, No Guest Modesty Panel)



JDVL-JBLDS4Y
(Left-Hand, with Guest Modesty Panel)



JDVL-JBRLDS4Y
(Right-Hand, with Guest Modesty Panel)

Features

- Includes laminate top, laminate end panels, steel modesty panel, steel double support leg, and hardware for assembly and attachment to adjoining casegood.
- Available with or without guest modesty panel.
- High-pressure laminate top has 3mm edgeband on the perimeter and 1mm edgeband on the back and straight end.
- Modesty panel(s) available with or without scallop wireway for cable management; scallop is centered at top of modesty panel(s).
- 36"(914mm) wide units have a 24"(610mm) deep D-end; 42"(1067mm) and 48"(1219mm) wide units have a 30"(762mm) deep D-end.
- Glides provide 1"(25mm) adjustment range.
- Field assembled.

Specification Tips

- Not for use as a stand-alone casegood. Must be attached to a return or bridge.
- Optional guest modesty panel matches color, height, and cable management selections for end modesty panel.
- A separately specified Worksurface Reinforcement Channel provides worksurface reinforcement to minimize deflection. Recommended for heavily loaded worksurface applications.

To Order, Specify:

- 1) Product number, including:

① Orientation:

- L** Left-hand
- R** Right-hand

② Modesty Panel Height:

- B** 1/3 Height
- D** 3/4 Height, add **\$90.79** list
- F** Full Height, add **\$181.58** list

③ Modesty Panel Cable Management:

- N** No Scallop
- S** Scallop

④ Adjoining Surface Depth:

- 3** 18"
- 4** 24", add **\$99.36** list
- 5** 30", add **\$198.72** list

⑤ Guest Modesty Panel:

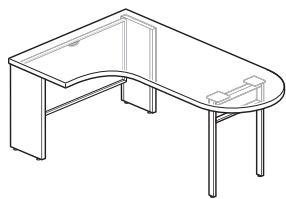
- N** No Guest Modesty Panel
- Y** Guest Modesty Panel
(add **\$90.76** list for 1/3 height guest modesty panel)
(add **\$181.55** list for 3/4 height guest modesty panel)
(add **\$272.34** list for full height guest modesty panel)

- 2) Laminate finish color for top.
- 3) Edge trim color for top.
- 4) Laminate color for end panels.
- 5) Edge trim color for end panels.
- 6) Trim color for double support leg and modesty panel(s).

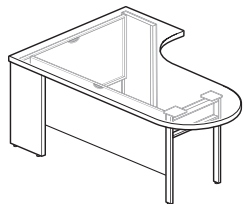
X Series Convergents

Curved Wrap-Around D-Top — Laminate Top with Double Support Leg and Wood End Panels

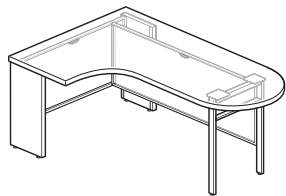
Height	Width	Length	Number	① ② ③ ④ ⑤	End Panels - Wood Group A Support Leg/Modesty - Steel		End Panels - Wood Group B Support Leg/Modesty - Steel		
					Trim A	Trim B	Trim A	Trim B	
Top — Laminate A									
29"(737mm)	36"(914mm)	60"(1524mm)	JDVL-3660-JB	W	■ ■ ■ ■ ■	\$2594.90	\$2620.55	\$2828.44	\$2854.09
		66"(1676mm)	JDVL-3666-JB	W	■ ■ ■ ■ ■	2694.26	2719.91	2927.80	2953.45
		72"(1829mm)	JDVL-3672-JB	W	■ ■ ■ ■ ■	2793.62	2819.27	3027.16	3052.81
29"(737mm)	42"(1067mm)	60"(1524mm)	JDVL-4260-JB	W	■ ■ ■ ■ ■	\$2738.83	\$2764.48	\$2972.37	\$2998.02
		66"(1676mm)	JDVL-4266-JB	W	■ ■ ■ ■ ■	2838.19	2863.84	3071.73	3097.38
		72"(1829mm)	JDVL-4272-JB	W	■ ■ ■ ■ ■	2937.55	2963.20	3171.09	3196.74
29"(737mm)	48"(1219mm)	60"(1524mm)	JDVL-4860-JB	W	■ ■ ■ ■ ■	\$2855.35	\$2881.00	\$3088.89	\$3114.54
		66"(1676mm)	JDVL-4866-JB	W	■ ■ ■ ■ ■	2954.71	2980.36	3188.25	3213.90
		72"(1829mm)	JDVL-4872-JB	W	■ ■ ■ ■ ■	3054.07	3079.72	3287.61	3313.26
Top — Laminate B									
29"(737mm)	36"(914mm)	60"(1524mm)	JDVL-3660-JB	W	■ ■ ■ ■ ■	\$2692.95	\$2718.60	\$2926.49	\$2952.14
		66"(1676mm)	JDVL-3666-JB	W	■ ■ ■ ■ ■	2800.23	2825.88	3033.77	3059.42
		72"(1829mm)	JDVL-3672-JB	W	■ ■ ■ ■ ■	2907.51	2933.16	3141.05	3166.70
29"(737mm)	42"(1067mm)	60"(1524mm)	JDVL-4260-JB	W	■ ■ ■ ■ ■	\$2846.06	\$2871.71	\$3079.60	\$3105.25
		66"(1676mm)	JDVL-4266-JB	W	■ ■ ■ ■ ■	2953.34	2978.99	3186.88	3212.53
		72"(1829mm)	JDVL-4272-JB	W	■ ■ ■ ■ ■	3060.62	3086.27	3294.16	3319.81
29"(737mm)	48"(1219mm)	60"(1524mm)	JDVL-4860-JB	W	■ ■ ■ ■ ■	\$2971.76	\$2997.41	\$3205.30	\$3230.95
		66"(1676mm)	JDVL-4866-JB	W	■ ■ ■ ■ ■	3079.04	3104.69	3312.58	3338.23
		72"(1829mm)	JDVL-4872-JB	W	■ ■ ■ ■ ■	3186.32	3211.97	3419.86	3445.51



JDVL-JBRWDS4N
(Right-Hand, No Guest Modesty Panel)



JDVL-JBLWDS4Y
(Left-Hand, with Guest Modesty Panel)



JDVL-JBRWDS4Y
(Right-Hand, with Guest Modesty Panel)

Features

- Includes laminate top, wood end panels, steel modesty panel, steel double support leg, and hardware for assembly and attachment to adjoining caseload.
- Available with or without guest modesty panel.
- High-pressure laminate top has 3mm edgeband on the perimeter and 1mm edgeband on the back and straight end.
- Modesty panel(s) available with or without scallop wireway for cable management; scallop is centered at top of modesty panel(s).
- 36"(914mm) wide units have a 24"(610mm) deep D-end; 42"(1067mm) and 48"(1219mm) wide units have a 30"(762mm) deep D-end.
- Glides provide 1"(25mm) adjustment range.
- Field assembled.

Specification Tips

- Not for use as a stand-alone caseload. Must be attached to a return or bridge.
- Optional guest modesty panel matches color, height, and cable management selections for end modesty panel.
- A separately specified Worksurface Reinforcement Channel provides worksurface reinforcement to minimize deflection. Recommended for heavily loaded worksurface applications.

To Order, Specify:

- 1) Product number, including:

① Orientation:

- L** Left-hand
- R** Right-hand

② Modesty Panel Height:

- B** 1/3 Height
- D** 3/4 Height, add **\$90.79** list
- F** Full Height, add **\$181.58** list

③ Modesty Panel Cable Management:

- N** No Scallop
- S** Scallop

④ Adjoining Surface Depth:

- 3** 18"
- 4** 24", add **\$99.36** list
- 5** 30", add **\$198.72** list

⑤ Guest Modesty Panel:

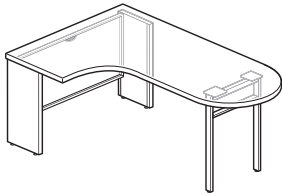
- N** No Guest Modesty Panel
- Y** Guest Modesty Panel
(add **\$90.76** list for 1/3 height guest modesty panel)
(add **\$181.55** list for 3/4 height guest modesty panel)
(add **\$272.34** list for full height guest modesty panel)

- 2) Laminate color for top.
- 3) Edge trim color for top.
- 4) Wood finish color for end panels.
- 5) Trim color for double support leg and modesty panel(s).

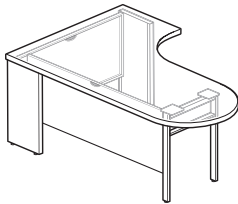
X Series Convergents

Curved Wrap-Around D-Top — Wood Top with Double Support Leg and Steel End Panels

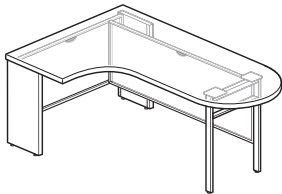
Height	Width	Length	Number	① ② ③ ④ ⑤	End Panels - Steel Trim A		End Panels - Steel Trim B		
					Support Leg/Modesty - Steel Trim A	Support Leg/Modesty - Steel Trim B	Support Leg/Modesty - Steel Trim A	Support Leg/Modesty - Steel Trim B	
Top — Wood Group A									
29"(737mm)	36"(914mm)	60"(1524mm)	JDVW-3660-KB	S	■	\$3105.37	\$3131.02	\$3194.45	\$3220.10
		66"(1676mm)	JDVW-3666-KB	S	■	3221.89	3247.54	3310.97	3336.62
		72"(1829mm)	JDVW-3672-KB	S	■	3338.41	3364.06	3427.49	3453.14
29"(737mm)	42"(1067mm)	60"(1524mm)	JDVW-4260-KB	S	■	\$3276.72	\$3302.37	\$3365.80	\$3391.45
		66"(1676mm)	JDVW-4266-KB	S	■	3393.24	3418.89	3482.32	3507.97
		72"(1829mm)	JDVW-4272-KB	S	■	3509.76	3535.41	3598.84	3624.49
29"(737mm)	48"(1219mm)	60"(1524mm)	JDVW-4860-KB	S	■	\$3420.66	\$3446.31	\$3509.74	\$3535.39
		66"(1676mm)	JDVW-4866-KB	S	■	3537.18	3562.83	3626.26	3651.91
		72"(1829mm)	JDVW-4872-KB	S	■	3653.70	3679.35	3742.78	3768.43
Top — Wood Group B									
29"(737mm)	36"(914mm)	60"(1524mm)	JDVW-3660-KB	S	■	\$3261.33	\$3286.98	\$3350.41	\$3376.06
		66"(1676mm)	JDVW-3666-KB	S	■	3398.49	3424.14	3487.57	3513.22
		72"(1829mm)	JDVW-3672-KB	S	■	3535.65	3561.30	3624.73	3650.38
29"(737mm)	42"(1067mm)	60"(1524mm)	JDVW-4260-KB	S	■	\$3458.18	\$3483.83	\$3547.26	\$3572.91
		66"(1676mm)	JDVW-4266-KB	S	■	3595.34	3620.99	3684.42	3710.07
		72"(1829mm)	JDVW-4272-KB	S	■	3732.50	3758.15	3821.58	3847.23
29"(737mm)	48"(1219mm)	60"(1524mm)	JDVW-4860-KB	S	■	\$3627.62	\$3653.27	\$3716.70	\$3742.35
		66"(1676mm)	JDVW-4866-KB	S	■	3764.78	3790.43	3853.86	3879.51
		72"(1829mm)	JDVW-4872-KB	S	■	3901.94	3927.59	3991.02	4016.67



JDVW-KBRSDS4N
(Right-Hand, No Guest Modesty Panel)



JDVW-KBLSDS4Y
(Left-Hand, with Guest Modesty Panel)



JDVW-KBRSDS4Y
(Right-Hand, with Guest Modesty Panel)

Features

- Includes wood top, steel end panels, steel modesty panel, steel double support leg, and hardware for assembly and attachment to adjoining caseload.
- Available with or without guest modesty panel.
- Wood veneer top has 3mm edgeband on the perimeter and 1mm edgeband on the back and straight end.
- Modesty panel(s) available with or without scallop wireway for cable management; scallop is centered at top of modesty panel(s).
- 36"(914mm) wide units have a 24"(610mm) deep D-end; 42"(1067mm) and 48"(1219mm) wide units have a 30"(762mm) deep D-end.
- Glides provide 1"(25mm) adjustment range.
- Field assembled.

Specification Tips

- Not for use as a stand-alone caseload. Must be attached to a return or bridge.
- Optional guest modesty panel matches color, height, and cable management selections for end modesty panel.
- A separately specified Worksurface Reinforcement Channel provides worksurface reinforcement to minimize deflection. Recommended for heavily loaded worksurface applications.

To Order, Specify:

- 1) Product number, including:

① Orientation:

- L** Left-hand
- R** Right-hand

② Modesty Panel Height:

- B** 1/3 Height
- D** 3/4 Height, add **\$90.79** list
- F** Full Height, add **\$181.58** list

③ Modesty Panel Cable Management:

- N** No Scallop
- S** Scallop

④ Adjoining Surface Depth:

- 3** 18"
- 4** 24", add **\$99.36** list
- 5** 30", add **\$198.72** list

⑤ Guest Modesty Panel:

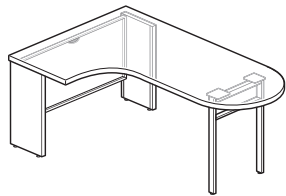
- N** No Guest Modesty Panel
- Y** Guest Modesty Panel
(add **\$90.76** list for 1/3 height guest modesty panel)
(add **\$181.55** list for 3/4 height guest modesty panel)
(add **\$272.34** list for full height guest modesty panel)

- 2) Wood finish color for top.
- 3) Trim color for end panels.
- 4) Trim color for double support leg and modesty panel(s).

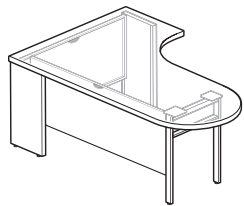
X Series Convergents

Curved Wrap-Around D-Top — Wood Top with Double Support Leg and Laminate End Panels

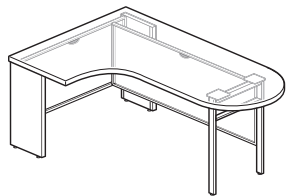
Height	Width	Length	Number	① ② ③ ④ ⑤	End Panels - Laminate A Support Leg/Modesty - Steel		End Panels - Laminate B Support Leg/Modesty - Steel	
					Trim A	Trim B	Trim A	Trim B
Top — Wood Group A								
29"(737mm)	36"(914mm)	60"(1524mm)	JDVW-3660-KB	L	\$2807.35	\$2833.00	\$2875.04	\$2900.69
		66"(1676mm)	JDVW-3666-KB	L	2923.87	2949.52	2991.56	3017.21
		72"(1829mm)	JDVW-3672-KB	L	3040.39	3066.04	3108.08	3133.73
29"(737mm)	42"(1067mm)	60"(1524mm)	JDVW-4260-KB	L	\$2978.70	\$3004.35	\$3046.39	\$3072.04
		66"(1676mm)	JDVW-4266-KB	L	3095.22	3120.87	3162.91	3188.56
		72"(1829mm)	JDVW-4272-KB	L	3211.74	3237.39	3279.43	3305.08
29"(737mm)	48"(1219mm)	60"(1524mm)	JDVW-4860-KB	L	\$3122.64	\$3148.29	\$3190.33	\$3215.98
		66"(1676mm)	JDVW-4866-KB	L	3239.16	3264.81	3306.85	3332.50
		72"(1829mm)	JDVW-4872-KB	L	3355.68	3381.33	3423.37	3449.02
Top — Wood Group B								
29"(737mm)	36"(914mm)	60"(1524mm)	JDVW-3660-KB	L	\$2963.31	\$2988.96	\$3031.00	\$3056.65
		66"(1676mm)	JDVW-3666-KB	L	3100.47	3126.12	3168.16	3193.81
		72"(1829mm)	JDVW-3672-KB	L	3237.63	3263.28	3305.32	3330.97
29"(737mm)	42"(1067mm)	60"(1524mm)	JDVW-4260-KB	L	\$3160.16	\$3185.81	\$3227.85	\$3253.50
		66"(1676mm)	JDVW-4266-KB	L	3297.32	3322.97	3365.01	3390.66
		72"(1829mm)	JDVW-4272-KB	L	3434.48	3460.13	3502.17	3527.82
29"(737mm)	48"(1219mm)	60"(1524mm)	JDVW-4860-KB	L	\$3329.60	\$3355.25	\$3397.29	\$3422.94
		66"(1676mm)	JDVW-4866-KB	L	3466.76	3492.41	3534.45	3560.10
		72"(1829mm)	JDVW-4872-KB	L	3603.92	3629.57	3671.61	3697.26



JDVW-KBRLDS4N
(Right-Hand, No Guest Modesty Panel)



JDVW-KBLDS4Y
(Left-Hand, with Guest Modesty Panel)



JDVW-KBRLDS4Y
(Right-Hand, with Guest Modesty Panel)

Features

- Includes wood top, laminate end panels, steel modesty panel, steel double support leg, and hardware for assembly and attachment to adjoining caseload.
- Available with or without guest modesty panel.
- Wood veneer top has 3mm edgeband on the perimeter and 1mm edgeband on the back and straight end.
- Modesty panel(s) available with or without scallop wireway for cable management; scallop is centered at top of modesty panel(s).
- 36"(914mm) wide units have a 24"(610mm) deep D-end; 42"(1067mm) and 48"(1219mm) wide units have a 30"(762mm) deep D-end.
- Glides provide 1"(25mm) adjustment range.
- Field assembled.

Specification Tips

- Not for use as a stand-alone caseload. Must be attached to a return or bridge.
- Optional guest modesty panel matches color, height, and cable management selections for end modesty panel.
- A separately specified Worksurface Reinforcement Channel provides worksurface reinforcement to minimize deflection. Recommended for heavily loaded worksurface applications.

To Order, Specify:

- 1) Product number, including:

① Orientation:

- L** Left-hand
- R** Right-hand

② Modesty Panel Height:

- B** 1/3 Height
- D** 3/4 Height, add **\$90.79** list
- F** Full Height, add **\$181.58** list

③ Modesty Panel Cable Management:

- N** No Scallop
- S** Scallop

④ Adjoining Surface Depth:

- 3** 18"
- 4** 24", add **\$116.52** list
- 5** 30", add **\$233.04** list

⑤ Guest Modesty Panel:

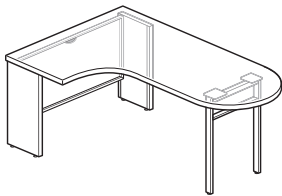
- N** No Guest Modesty Panel
- Y** Guest Modesty Panel
(add **\$90.76** list for 1/3 height guest modesty panel)
(add **\$181.55** list for 3/4 height guest modesty panel)
(add **\$272.34** list for full height guest modesty panel)

- 2) Wood finish color for top.
- 3) Laminate color for end panels.
- 4) Edge trim color for end panels.
- 5) Trim color for double support leg and modesty panel(s).

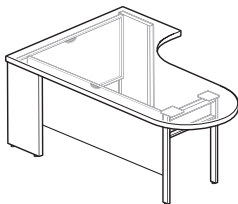
X Series Convergents

Curved Wrap-Around D-Top — Wood Top with Double Support Leg and Wood End Panels

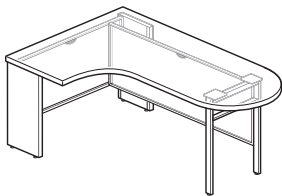
Height	Width	Length	Number						End Panels - Wood Group A		End Panels - Wood Group B	
				①	②	③	④	⑤	Support Leg/Modesty - Steel Trim A	Support Leg/Modesty - Steel Trim B	Support Leg/Modesty - Steel Trim A	Support Leg/Modesty - Steel Trim B
Top — Wood Group A												
29"(737mm)	36"(914mm)	60"(1524mm)	JDVW-3660-KB	W	■	■	■	■	\$3273.21	\$3298.86	\$3506.75	\$3532.40
		66"(1676mm)	JDVW-3666-KB	W	■	■	■	■	3389.73	3415.38	3623.27	3648.92
		72"(1829mm)	JDVW-3672-KB	W	■	■	■	■	3506.25	3531.90	3739.79	3765.44
29"(737mm)	42"(1067mm)	60"(1524mm)	JDVW-4260-KB	W	■	■	■	■	\$3444.56	\$3470.21	\$3678.10	\$3703.75
		66"(1676mm)	JDVW-4266-KB	W	■	■	■	■	3561.08	3586.73	3794.62	3820.27
		72"(1829mm)	JDVW-4272-KB	W	■	■	■	■	3677.60	3703.25	3911.14	3936.79
29"(737mm)	48"(1219mm)	60"(1524mm)	JDVW-4860-KB	W	■	■	■	■	\$3588.50	\$3614.15	\$3822.04	\$3847.69
		66"(1676mm)	JDVW-4866-KB	W	■	■	■	■	3705.02	3730.67	3938.56	3964.21
		72"(1829mm)	JDVW-4872-KB	W	■	■	■	■	3821.54	3847.19	4055.08	4080.73
Top — Wood Group B												
29"(737mm)	36"(914mm)	60"(1524mm)	JDVW-3660-KB	W	■	■	■	■	\$3429.17	\$3454.82	\$3662.71	\$3688.36
		66"(1676mm)	JDVW-3666-KB	W	■	■	■	■	3566.33	3591.98	3799.87	3825.52
		72"(1829mm)	JDVW-3672-KB	W	■	■	■	■	3703.49	3729.14	3937.03	3962.68
29"(737mm)	42"(1067mm)	60"(1524mm)	JDVW-4260-KB	W	■	■	■	■	\$3626.02	\$3651.67	\$3859.56	\$3885.21
		66"(1676mm)	JDVW-4266-KB	W	■	■	■	■	3763.18	3788.83	3996.72	4022.37
		72"(1829mm)	JDVW-4272-KB	W	■	■	■	■	3900.34	3925.99	4133.88	4159.53
29"(737mm)	48"(1219mm)	60"(1524mm)	JDVW-4860-KB	W	■	■	■	■	\$3795.46	\$3821.11	\$4029.00	\$4054.65
		66"(1676mm)	JDVW-4866-KB	W	■	■	■	■	3932.62	3958.27	4166.16	4191.81
		72"(1829mm)	JDVW-4872-KB	W	■	■	■	■	4069.78	4095.43	4303.32	4328.97



JDVW-KBRWDS4N
(Right-Hand, No Guest Modesty Panel)



JDVW-KBLWDS4Y
(Left-Hand, with Guest Modesty Panel)



JDVW-KBRWDS4Y
(Right-Hand, with Guest Modesty Panel)

Features

- Includes wood top, wood end panels, steel modesty panel, steel double support leg, and hardware for assembly and attachment to adjoining caseload.
- Available with or without guest modesty panel.
- Wood veneer top has 3mm edgeband on the perimeter and 1mm edgeband on the back and straight end.
- Modesty panel(s) available with or without scallop wireway for cable management; scallop is centered at top of modesty panel(s).
- 36"(914mm) wide units have a 24"(610mm) deep D-end; 42"(1067mm) and 48"(1219mm) wide units have a 30"(762mm) deep D-end.
- Glides provide 1"(25mm) adjustment range.
- Field assembled.

Specification Tips

- Not for use as a stand-alone caseload. Must be attached to a return or bridge.
- Optional guest modesty panel matches color, height, and cable management selections for end modesty panel.
- A separately specified Worksurface Reinforcement Channel provides worksurface reinforcement to minimize deflection. Recommended for heavily loaded worksurface applications.

To Order, Specify:

- 1) Product number, including:

① Orientation:

- L** Left-hand
- R** Right-hand

② Modesty Panel Height:

- B** 1/3 Height
- D** 3/4 Height, add **\$90.79** list
- F** Full Height, add **\$181.58** list

③ Modesty Panel Cable Management:

- N** No Scallop
- S** Scallop

④ Adjoining Surface Depth:

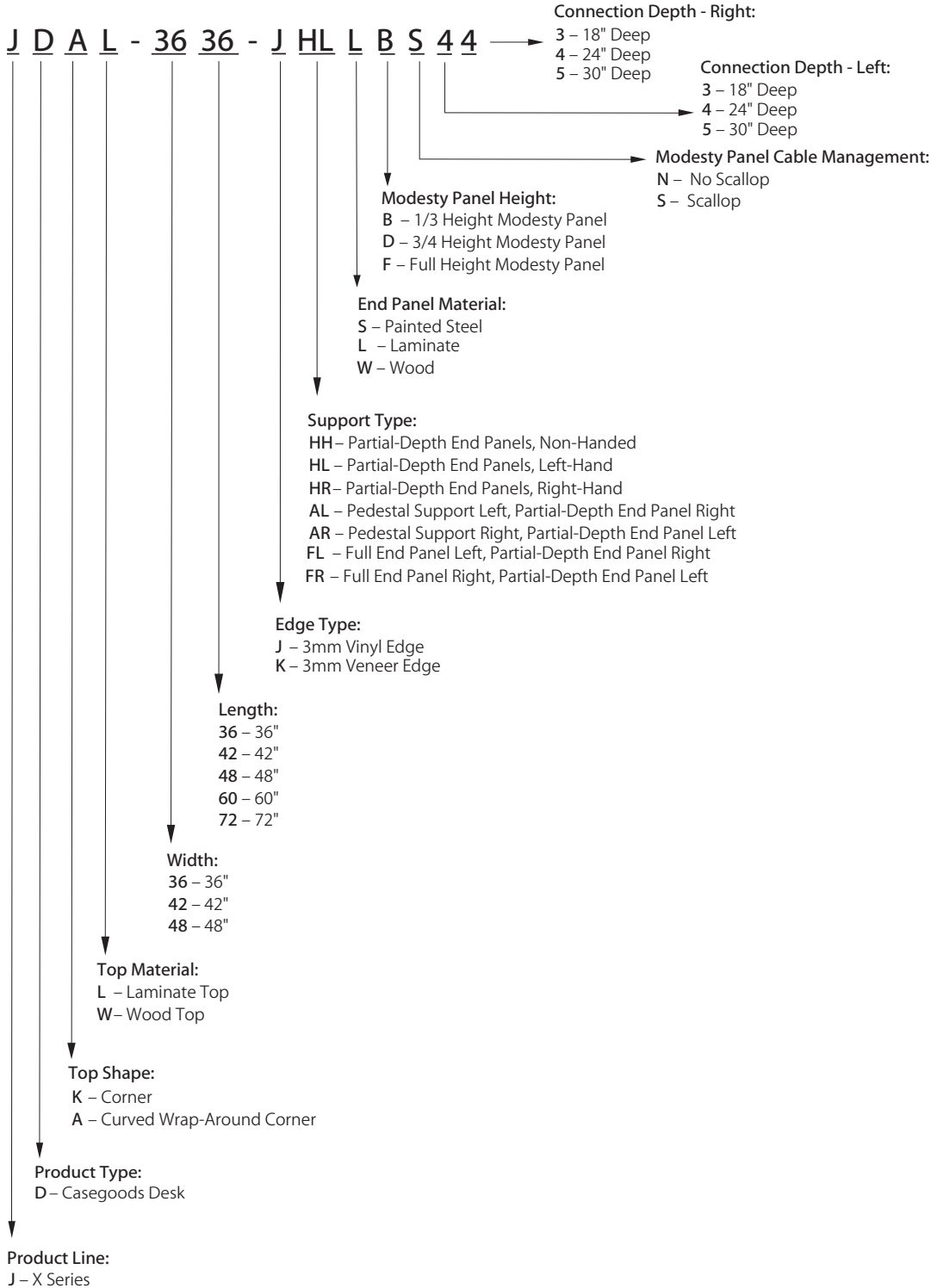
- 3** 18"
- 4** 24", add **\$116.52** list
- 5** 30", add **\$233.04** list

⑤ Guest Modesty Panel:

- N** No Guest Modesty Panel
- Y** Guest Modesty Panel
(add **\$90.76** list for 1/3 height guest modesty panel)
(add **\$181.55** list for 3/4 height guest modesty panel)
(add **\$272.34** list for full height guest modesty panel)

- 2) Wood finish color for top.
- 3) Wood finish color for end panels.
- 4) Trim color for double support leg and modesty panel(s).

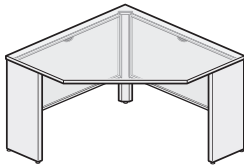
X Series Corners, Extended Corners, Transitional Corners — Catalog Logic



X Series Corners

Corner — Laminate Top with Steel End Panels

Width	Length	Number	① ②	End Panels - Steel Trim A		End Panels - Steel Trim B	
				Modesty - Steel Trim A	Trim B	Modesty - Steel Trim A	Trim B
Top — Laminate A — 29" (737mm) High, 18" / 18" (457mm) Deep							
36" (914mm)	36" (914mm)	JDKL-3636-JHHS	33	\$1644.89	\$1726.71	\$1736.91	\$1818.73
42" (1067mm)	42" (1067mm)	JDKL-4242-JHHS	33	1890.35	1985.73	1982.37	2077.75
48" (1219mm)	48" (1219mm)	JDKL-4848-JHHS	33	2135.81	2244.75	2227.83	2336.77
29" (737mm) High, 24" / 24" (610mm) Deep							
36" (914mm)	36" (914mm)	JDKL-3636-JHHS	44	\$1689.23	\$1771.05	\$1781.25	\$1863.07
42" (1067mm)	42" (1067mm)	JDKL-4242-JHHS	44	1934.69	2030.07	2026.71	2122.09
48" (1219mm)	48" (1219mm)	JDKL-4848-JHHS	44	2180.15	2289.09	2272.17	2381.11
29" (737mm) High, 30" / 30" (762mm) Deep							
42" (1067mm)	42" (1067mm)	JDKL-4242-JHHS	55	\$1979.03	\$2074.41	\$2071.05	\$2166.43
48" (1219mm)	48" (1219mm)	JDKL-4848-JHHS	55	2224.49	2333.43	2316.51	2425.45
Top — Laminate B — 29" (737mm) High, 18" / 18" (457mm) Deep							
36" (914mm)	36" (914mm)	JDKL-3636-JHHS	33	\$1686.20	\$1768.02	\$1778.22	\$1860.04
42" (1067mm)	42" (1067mm)	JDKL-4242-JHHS	33	1951.34	2046.72	2043.36	2138.74
48" (1219mm)	48" (1219mm)	JDKL-4848-JHHS	33	2216.48	2325.42	2308.50	2417.44
29" (737mm) High, 24" / 24" (610mm) Deep							
36" (914mm)	36" (914mm)	JDKL-3636-JHHS	44	\$1734.14	\$1815.96	\$1826.16	\$1907.98
42" (1067mm)	42" (1067mm)	JDKL-4242-JHHS	44	1999.28	2094.66	2091.30	2186.68
48" (1219mm)	48" (1219mm)	JDKL-4848-JHHS	44	2264.42	2373.36	2356.44	2465.38
29" (737mm) High, 30" / 30" (762mm) Deep							
42" (1067mm)	42" (1067mm)	JDKL-4242-JHHS	55	\$2047.22	\$2142.60	\$2139.24	\$2234.62
48" (1219mm)	48" (1219mm)	JDKL-4848-JHHS	55	2312.36	2421.30	2404.38	2513.32



JDKL-JHHS44

Features

- Includes laminate top, steel end panels, steel modesty panels, and hardware for assembly and attachment to adjoining caseload.
- High-pressure laminate top has 3mm edgeband on user edge and 1mm edgeband on sides and back.
- Modesty panels are available with or without scallop wireway for cable management; scallop is centered at top of modesty panel.
- Glides provide 1.5" (38mm) adjustment range.
- Field assembled.

Specification Tips

- Not for use as a stand-alone caseload. Half end panels must be attached to a return or bridge.
- Modesty panel height, cable management, and color selections apply to both modesty panels.

To Order, Specify:

- 1) Product number, including:

① Modesty Panel Height:

- B** 1/3 Height
- D** 3/4 Height, add \$90.34 list
- F** Full Height, add \$180.68 list

② Modesty Panel Cable Management:

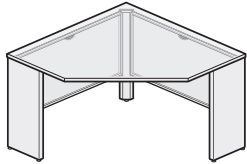
- N** No Scallop
- S** Scallop

- 2) Laminate color for top.
- 3) Edge trim color for top.
- 4) Trim color for end panels.
- 5) Trim color for modesty panels.

X Series Corners

Corner — Laminate Top with Laminate End Panels

Width	Length	Number	① ②	End Panels - Laminate A		End Panels - Laminate B	
				Modesty - Steel Trim A	Trim B	Modesty - Steel Trim A	Trim B
Top — Laminate A — 29" (737mm) High, 18" / 18" (457mm) Deep							
36" (914mm)	36" (914mm)	JDKL-3636-JHHL	33	\$1348.29	\$1430.11	\$1415.65	\$1497.47
42" (1067mm)	42" (1067mm)	JDKL-4242-JHHL	33	1593.75	1689.13	1661.11	1756.49
48" (1219mm)	48" (1219mm)	JDKL-4848-JHHL	33	1839.21	1948.15	1906.57	2015.51
29" (737mm) High, 24" / 24" (610mm) Deep							
36" (914mm)	36" (914mm)	JDKL-3636-JHHL	44	\$1392.63	\$1474.45	\$1459.99	\$1541.81
42" (1067mm)	42" (1067mm)	JDKL-4242-JHHL	44	1638.09	1733.47	1705.45	1800.83
48" (1219mm)	48" (1219mm)	JDKL-4848-JHHL	44	1883.55	1992.49	1950.91	2059.85
29" (737mm) High, 30" / 30" (762mm) Deep							
42" (1067mm)	42" (1067mm)	JDKL-4242-JHHL	55	\$1682.43	\$1777.81	\$1749.79	\$1845.17
48" (1219mm)	48" (1219mm)	JDKL-4848-JHHL	55	1927.89	2036.83	1995.25	2104.19
Top — Laminate B — 29" (737mm) High, 18" / 18" (457mm) Deep							
36" (914mm)	36" (914mm)	JDKL-3636-JHHL	33	\$1389.60	\$1471.42	\$1456.96	\$1538.78
42" (1067mm)	42" (1067mm)	JDKL-4242-JHHL	33	1654.74	1750.12	1722.10	1817.48
48" (1219mm)	48" (1219mm)	JDKL-4848-JHHL	33	1919.88	2028.82	1987.24	2096.18
29" (737mm) High, 24" / 24" (610mm) Deep							
36" (914mm)	36" (914mm)	JDKL-3636-JHHL	44	\$1437.54	\$1519.36	\$1504.90	\$1586.72
42" (1067mm)	42" (1067mm)	JDKL-4242-JHHL	44	1702.68	1798.06	1770.04	1865.42
48" (1219mm)	48" (1219mm)	JDKL-4848-JHHL	44	1967.82	2076.76	2035.18	2144.12
29" (737mm) High, 30" / 30" (762mm) Deep							
42" (1067mm)	42" (1067mm)	JDKL-4242-JHHL	55	\$1750.62	\$1846.00	\$1817.98	\$1913.36
48" (1219mm)	48" (1219mm)	JDKL-4848-JHHL	55	2015.76	2124.70	2083.12	2192.06



JDKL-JHHLDS44

Features

- Includes laminate top, laminate end panels, steel modesty panels, and hardware for assembly and attachment to adjoining casegood.
- High-pressure laminate top has 3mm edgeband on user edge and 1mm edgeband on sides and back.
- Modesty panels are available with or without scallop wireway for cable management; scallop is centered at top of modesty panel.
- Glides provide 1.5" (38mm) adjustment range.
- Field assembled.

Specification Tips

- Not for use as a stand-alone casegood. Half end panels must be attached to a return or bridge.
- Modesty panel height, cable management, and color selections apply to both modesty panels.

To Order, Specify:

- 1) Product number, including:

① Modesty Panel Height:

- B** 1/3 Height
- D** 3/4 Height, add **\$90.34** list
- F** Full Height, add **\$180.68** list

② Modesty Panel Cable Management:

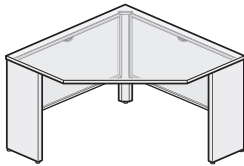
- N** No Scallop
- S** Scallop

- 2) Laminate color for top.
- 3) Edge trim color for top.
- 4) Laminate color for end panels.
- 5) Edge trim color for end panels.
- 6) Trim color for modesty panels.

X Series Corners

Corner — Laminate Top with Wood End Panels

Width	Length	Number	①②	End Panels - Wood Group A		End Panels - Wood Group B	
				Modesty - Steel Trim A	Trim B	Modesty - Steel Trim A	Trim B
Top — Laminate A — 29" (737mm) High, 18" / 18" (457mm) Deep							
36" (914mm)	36" (914mm)	JDKL-3636-JHHW	33	\$1811.89	\$1893.71	\$2044.37	\$2126.19
42" (1067mm)	42" (1067mm)	JDKL-4242-JHHW	33	2057.35	2152.73	2289.83	2385.21
48" (1219mm)	48" (1219mm)	JDKL-4848-JHHW	33	2302.81	2411.75	2535.29	2644.23
29" (737mm) High, 24" / 24" (610mm) Deep							
36" (914mm)	36" (914mm)	JDKL-3636-JHHW	44	\$1856.23	\$1938.05	\$2088.71	\$2170.53
42" (1067mm)	42" (1067mm)	JDKL-4242-JHHW	44	2101.69	2197.07	2334.17	2429.55
48" (1219mm)	48" (1219mm)	JDKL-4848-JHHW	44	2347.15	2456.09	2579.63	2688.57
29" (737mm) High, 30" / 30" (762mm) Deep							
42" (1067mm)	42" (1067mm)	JDKL-4242-JHHW	55	\$2146.03	\$2241.41	\$2378.51	\$2473.89
48" (1219mm)	48" (1219mm)	JDKL-4848-JHHW	55	2391.49	2500.43	2623.97	2732.91
Top — Laminate B — 29" (737mm) High, 18" / 18" (457mm) Deep							
36" (914mm)	36" (914mm)	JDKL-3636-JHHW	33	\$1853.20	\$1935.02	\$2085.68	\$2167.50
42" (1067mm)	42" (1067mm)	JDKL-4242-JHHW	33	2118.34	2213.72	2350.82	2446.20
48" (1219mm)	48" (1219mm)	JDKL-4848-JHHW	33	2383.48	2492.42	2615.96	2724.90
29" (737mm) High, 24" / 24" (610mm) Deep							
36" (914mm)	36" (914mm)	JDKL-3636-JHHW	44	\$1901.14	\$1982.96	\$2133.62	\$2215.44
42" (1067mm)	42" (1067mm)	JDKL-4242-JHHW	44	2166.28	2261.66	2398.76	2494.14
48" (1219mm)	48" (1219mm)	JDKL-4848-JHHW	44	2431.42	2540.36	2663.90	2772.84
29" (737mm) High, 30" / 30" (762mm) Deep							
42" (1067mm)	42" (1067mm)	JDKL-4242-JHHW	55	\$2214.22	\$2309.60	\$2446.70	\$2542.08
48" (1219mm)	48" (1219mm)	JDKL-4848-JHHW	55	2479.36	2588.30	2711.84	2820.78



JDKL-JHHWDS44

Features

- Includes laminate top, wood end panels, steel modesty panels and hardware for assembly and attachment to adjoining caseload.
- High-pressure laminate top has 3mm edgeband on user edge and 1mm edgeband on sides and back.
- Modesty panels are available with or without scallop wireway for cable management; scallop is centered at top of modesty panel.
- Glides provide 1.5" (38mm) adjustment range.
- Field assembled.

Specification Tips

- Not for use as a stand-alone caseload. Half end panels must be attached to a return or bridge.
- Modesty panel height, cable management, and color selections apply to both modesty panels.

To Order, Specify:

- 1) Product number, including:

① Modesty Panel Height:

- B** 1/3 Height
- D** 3/4 Height, add **\$90.34** list
- F** Full Height, add **\$180.68** list

② Modesty Panel Cable Management:

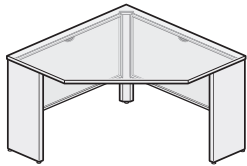
- N** No Scallop
- S** Scallop

- 2) Laminate color for top.
- 3) Edge trim color for top.
- 4) Wood finish color for end panels.
- 5) Trim color for modesty panels.

X Series Corners

Corner — Wood Top with Steel End Panels

Width	Length	Number	①②	End Panels - Steel Trim A		End Panels - Steel Trim B	
				Modesty - Steel Trim A	Trim B	Modesty - Steel Trim A	Trim B
Top — Wood Group A — 29"(737mm) High, 18"/18"(457mm) Deep							
36"(914mm)	36"(914mm)	JDKW-3636-KHHS	33	\$2079.58	\$2161.40	\$2171.60	\$2253.42
42"(1067mm)	42"(1067mm)	JDKW-4242-KHHS	33	2325.04	2420.42	2417.06	2512.44
48"(1219mm)	48"(1219mm)	JDKW-4848-KHHS	33	2570.50	2679.44	2662.52	2771.46
29"(737mm) High, 24"/24"(610mm) Deep							
36"(914mm)	36"(914mm)	JDKW-3636-KHHS	44	\$2168.26	\$2250.08	\$2260.28	\$2342.10
42"(1067mm)	42"(1067mm)	JDKW-4242-KHHS	44	2413.72	2509.10	2505.74	2601.12
48"(1219mm)	48"(1219mm)	JDKW-4848-KHHS	44	2659.18	2768.12	2751.20	2860.14
29"(737mm) High, 30"/30"(762mm) Deep							
42"(1067mm)	42"(1067mm)	JDKW-4242-KHHS	55	\$2502.40	\$2597.78	\$2594.42	\$2689.80
48"(1219mm)	48"(1219mm)	JDKW-4848-KHHS	55	2747.86	2856.80	2839.88	2948.82
Top — Wood Group B — 29"(737mm) High, 18"/18"(457mm) Deep							
36"(914mm)	36"(914mm)	JDKW-3636-KHHS	33	\$2156.92	\$2238.74	\$2248.94	\$2330.76
42"(1067mm)	42"(1067mm)	JDKW-4242-KHHS	33	2445.94	2541.32	2537.96	2633.34
48"(1219mm)	48"(1219mm)	JDKW-4848-KHHS	33	2734.96	2843.90	2826.98	2935.92
29"(737mm) High, 24"/24"(610mm) Deep							
36"(914mm)	36"(914mm)	JDKW-3636-KHHS	44	\$2253.34	\$2335.16	\$2345.36	\$2427.18
42"(1067mm)	42"(1067mm)	JDKW-4242-KHHS	44	2542.36	2637.74	2634.38	2729.76
48"(1219mm)	48"(1219mm)	JDKW-4848-KHHS	44	2831.38	2940.32	2923.40	3032.34
29"(737mm) High, 30"/30"(762mm) Deep							
42"(1067mm)	42"(1067mm)	JDKW-4242-KHHS	55	\$2638.78	\$2734.16	\$2730.80	\$2826.18
48"(1219mm)	48"(1219mm)	JDKW-4848-KHHS	55	2927.80	3036.74	3019.82	3128.76



JDKW-KHHS44

Features

- Includes wood top, steel end panels, steel modesty panels, and hardware for assembly and attachment to adjoining caseload.
- Wood veneer top has 3mm edgeband on user edge and 1mm edgeband on sides and back.
- Modesty panels are available with or without scallop wireway for cable management; scallop is centered at top of modesty panel.
- Glides provide 1.5"(38mm) adjustment range.
- Field assembled.

Specification Tips

- Not for use as a stand-alone caseload. Half end panels must be attached to a return or bridge.
- Modesty panel height, cable management, and color selections apply to both modesty panels.

To Order, Specify:

- 1) Product number, including:

① Modesty Panel Height:

- B** 1/3 Height
- D** 3/4 Height, add **\$90.34** list
- F** Full Height, add **\$180.68** list

② Modesty Panel Cable Management:

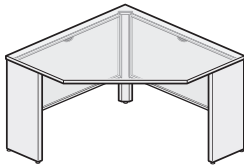
- N** No Scallop
- S** Scallop

- 2) Wood finish color for top.
- 3) Trim color for end panels.
- 4) Trim color for modesty panels.

X Series Corners

Corner — Wood Top with Laminate End Panels

Width	Length	Number	①②	End Panels - Laminate A		End Panels - Laminate B	
				Modesty - Steel Trim A	Trim B	Modesty - Steel Trim A	Trim B
Top — Wood Group A — 29" (737mm) High, 18" / 18" (457mm) Deep							
36" (914mm)	36" (914mm)	JDKW-3636-KHHL	33	\$1782.98	\$1864.80	\$1850.34	\$1932.16
42" (1067mm)	42" (1067mm)	JDKW-4242-KHHL	33	2028.44	2123.82	2095.80	2191.18
48" (1219mm)	48" (1219mm)	JDKW-4848-KHHL	33	2273.90	2382.84	2341.26	2450.20
29" (737mm) High, 24" / 24" (610mm) Deep							
36" (914mm)	36" (914mm)	JDKW-3636-KHHL	44	\$1871.66	\$1953.48	\$1939.02	\$2020.84
42" (1067mm)	42" (1067mm)	JDKW-4242-KHHL	44	2117.12	2212.50	2184.48	2279.86
48" (1219mm)	48" (1219mm)	JDKW-4848-KHHL	44	2362.58	2471.52	2429.94	2538.88
29" (737mm) High, 30" / 30" (762mm) Deep							
42" (1067mm)	42" (1067mm)	JDKW-4242-KHHL	55	\$2205.80	\$2301.18	\$2273.16	\$2368.54
48" (1219mm)	48" (1219mm)	JDKW-4848-KHHL	55	2451.26	2560.20	2518.62	2627.56
Top — Wood Group B — 29" (737mm) High, 18" / 18" (457mm) Deep							
36" (914mm)	36" (914mm)	JDKW-3636-KHHL	33	\$1860.32	\$1942.14	\$1927.68	\$2009.50
42" (1067mm)	42" (1067mm)	JDKW-4242-KHHL	33	2149.34	2244.72	2216.70	2312.08
48" (1219mm)	48" (1219mm)	JDKW-4848-KHHL	33	2438.36	2547.30	2505.72	2614.66
29" (737mm) High, 24" / 24" (610mm) Deep							
36" (914mm)	36" (914mm)	JDKW-3636-KHHL	44	\$1956.74	\$2038.56	\$2024.10	\$2105.92
42" (1067mm)	42" (1067mm)	JDKW-4242-KHHL	44	2245.76	2341.14	2313.12	2408.50
48" (1219mm)	48" (1219mm)	JDKW-4848-KHHL	44	2534.78	2643.72	2602.14	2711.08
29" (737mm) High, 30" / 30" (762mm) Deep							
42" (1067mm)	42" (1067mm)	JDKW-4242-KHHL	55	\$2342.18	\$2437.56	\$2409.54	\$2504.92
48" (1219mm)	48" (1219mm)	JDKW-4848-KHHL	55	2631.20	2740.14	2698.56	2807.50



JDKW-KHHLDS44

Features

- Includes wood top, laminate end panels, steel modesty panels, and hardware for assembly and attachment to adjoining casegood.
- Wood veneer top has 3mm edgeband on user edge and 1mm edgeband on sides and back.
- Modesty panels are available with or without scallop wireway for cable management; scallop is centered at top of modesty panel.
- Glides provide 1.5" (38mm) adjustment range.
- Field assembled.

Specification Tips

- Not for use as a stand-alone casegood. Half end panels must be attached to a return or bridge.
- Modesty panel height, cable management, and color selections apply to both modesty panels.

To Order, Specify:

- 1) Product number, including:

① Modesty Panel Height:

- B** 1/3 Height
- D** 3/4 Height, add \$90.34 list
- F** Full Height, add \$180.68 list

② Modesty Panel Cable Management:

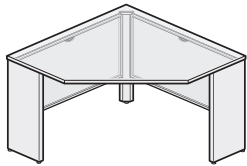
- N** No Scallop
- S** Scallop

- 2) Wood finish color for top.
- 3) Laminate color for end panels.
- 4) Edge trim color for end panels.
- 5) Trim color for modesty panels.

X Series Corners

Corner — Wood Top with Wood End Panels

Width	Length	Number	① ②	End Panels - Wood Group A		End Panels - Wood Group B	
				Modesty - Steel Trim A	Trim B	Modesty - Steel Trim A	Trim B
Top — Wood Group A — 29" (737mm) High, 18" / 18" (457mm) Deep							
36" (914mm)	36" (914mm)	JDKW-3636-KHHW	33	\$2246.58	\$2328.40	\$2479.06	\$2560.88
42" (1067mm)	42" (1067mm)	JDKW-4242-KHHW	33	2492.04	2587.42	2724.52	2819.90
48" (1219mm)	48" (1219mm)	JDKW-4848-KHHW	33	2737.50	2846.44	2969.98	3078.92
29" (737mm) High, 24" / 24" (610mm) Deep							
36" (914mm)	36" (914mm)	JDKW-3636-KHHW	44	\$2335.26	\$2417.08	\$2567.74	\$2649.56
42" (1067mm)	42" (1067mm)	JDKW-4242-KHHW	44	2580.72	2676.10	2813.20	2908.58
48" (1219mm)	48" (1219mm)	JDKW-4848-KHHW	44	2826.18	2935.12	3058.66	3167.60
29" (737mm) High, 30" / 30" (762mm) Deep							
42" (1067mm)	42" (1067mm)	JDKW-4242-KHHW	55	\$2669.40	\$2764.78	\$2901.88	\$2997.26
48" (1219mm)	48" (1219mm)	JDKW-4848-KHHW	55	2914.86	3023.80	3147.34	3256.28
Top — Wood Group B — 29" (737mm) High, 18" / 18" (457mm) Deep							
36" (914mm)	36" (914mm)	JDKW-3636-KHHW	33	\$2323.92	\$2405.74	\$2556.40	\$2638.22
42" (1067mm)	42" (1067mm)	JDKW-4242-KHHW	33	2612.94	2708.32	2845.42	2940.80
48" (1219mm)	48" (1219mm)	JDKW-4848-KHHW	33	2901.96	3010.90	3134.44	3243.38
29" (737mm) High, 24" / 24" (610mm) Deep							
36" (914mm)	36" (914mm)	JDKW-3636-KHHW	44	\$2420.34	\$2502.16	\$2652.82	\$2734.64
42" (1067mm)	42" (1067mm)	JDKW-4242-KHHW	44	2709.36	2804.74	2941.84	3037.22
48" (1219mm)	48" (1219mm)	JDKW-4848-KHHW	44	2998.38	3107.32	3230.86	3339.80
29" (737mm) High, 30" / 30" (762mm) Deep							
42" (1067mm)	42" (1067mm)	JDKW-4242-KHHW	55	\$2805.78	\$2901.16	\$3038.26	\$3133.64
48" (1219mm)	48" (1219mm)	JDKW-4848-KHHW	55	3094.80	3203.74	3327.28	3436.22



JDKW-KHHWDS44

Features

- Includes wood top, wood end panels, steel modesty panels, and hardware for assembly and attachment to adjoining caseload.
- Wood veneer top has 3mm edgeband on user edge and 1mm edgeband on sides and back.
- Modesty panels are available with or without scallop wireway for cable management; scallop is centered at top of modesty panel.
- Glides provide 1.5" (38mm) adjustment range.
- Field assembled.

Specification Tips

- Not for use as a stand-alone caseload. Half end panels must be attached to a return or bridge.
- Modesty panel height, cable management, and color selections apply to both modesty panels.

To Order, Specify:

- 1) Product number, including:

① Modesty Panel Height:

- B** 1/3 Height
- D** 3/4 Height, add \$90.34 list
- F** Full Height, add \$180.68 list

② Modesty Panel Cable Management:

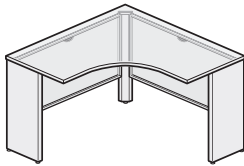
- N** No Scallop
- S** Scallop

- 2) Wood finish color for top.
- 3) Wood finish color for end panels.
- 4) Trim color for modesty panels.

X Series Corners

Curved Wrap-Around Corner — Laminate Top with Steel End Panels

Width	Length	Number	① ②	End Panels - Steel Trim A		End Panels - Steel Trim B	
				Modesty - Steel Trim A	Trim B	Modesty - Steel Trim A	Trim B
Top — Laminate A — 29" (737mm) High, 18" / 18" (457mm) Deep							
36" (914mm)	36" (914mm)	JDAL-3636-JHHS	33	\$1718.18	\$1800.00	\$1810.20	\$1892.02
42" (1067mm)	42" (1067mm)	JDAL-4242-JHHS	33	1963.64	2059.02	2055.66	2151.04
48" (1219mm)	48" (1219mm)	JDAL-4848-JHHS	33	2209.10	2318.04	2301.12	2410.06
29" (737mm) High, 24" / 24" (610mm) Deep							
36" (914mm)	36" (914mm)	JDAL-3636-JHHS	44	\$1762.52	\$1844.34	\$1854.54	\$1936.36
42" (1067mm)	42" (1067mm)	JDAL-4242-JHHS	44	2007.98	2103.36	2100.00	2195.38
48" (1219mm)	48" (1219mm)	JDAL-4848-JHHS	44	2253.44	2362.38	2345.46	2454.40
29" (737mm) High, 30" / 30" (762mm) Deep							
42" (1067mm)	42" (1067mm)	JDAL-4242-JHHS	55	\$2052.32	\$2147.70	\$2144.34	\$2239.72
48" (1219mm)	48" (1219mm)	JDAL-4848-JHHS	55	2297.78	2406.72	2389.80	2498.74
Top — Laminate B — 29" (737mm) High, 18" / 18" (457mm) Deep							
36" (914mm)	36" (914mm)	JDAL-3636-JHHS	33	\$1759.49	\$1841.31	\$1851.51	\$1933.33
42" (1067mm)	42" (1067mm)	JDAL-4242-JHHS	33	2024.63	2120.01	2116.65	2212.03
48" (1219mm)	48" (1219mm)	JDAL-4848-JHHS	33	2289.77	2398.71	2381.79	2490.73
29" (737mm) High, 24" / 24" (610mm) Deep							
36" (914mm)	36" (914mm)	JDAL-3636-JHHS	44	\$1807.43	\$1889.25	\$1899.45	\$1981.27
42" (1067mm)	42" (1067mm)	JDAL-4242-JHHS	44	2072.57	2167.95	2164.59	2259.97
48" (1219mm)	48" (1219mm)	JDAL-4848-JHHS	44	2337.71	2446.65	2429.73	2538.67
29" (737mm) High, 30" / 30" (762mm) Deep							
42" (1067mm)	42" (1067mm)	JDAL-4242-JHHS	55	\$2120.51	\$2215.89	\$2212.53	\$2307.91
48" (1219mm)	48" (1219mm)	JDAL-4848-JHHS	55	2385.65	2494.59	2477.67	2586.61



JDAL-JHHS44

Features

- Includes laminate top, steel end panels, steel modesty panels, and hardware for assembly and attachment to adjoining casegood.
- High-pressure laminate top has 3mm edgeband on user edge and 1mm edgeband on sides and back.
- Modesty panels are available with or without scallop wireway for cable management; scallop is centered at top of modesty panel.
- Glides provide 1.5" (38mm) adjustment range.
- Field assembled.

Specification Tips

- Not for use as a stand-alone casegood. Half end panels must be attached to a return or bridge.
- Modesty panel height, cable management, and color selections apply to both modesty panels.

To Order, Specify:

- 1) Product number, including:

① Modesty Panel Height:

- B** 1/3 Height
- D** 3/4 Height, add \$90.34 list
- F** Full Height, add \$180.68 list

② Modesty Panel Cable Management:

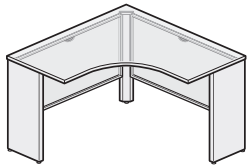
- N** No Scallop
- S** Scallop

- 2) Laminate color for top.
- 3) Edge trim color for top.
- 4) Trim color for end panels.
- 5) Trim color for modesty panels.

X Series Corners

Curved Wrap-Around Corner — Laminate Top with Laminate End Panels

Width	Length	Number	① ②	End Panels - Laminate A Modesty - Steel		End Panels - Laminate B Modesty - Steel	
				Trim A	Trim B	Trim A	Trim B
Top — Laminate A — 29" (737mm) High, 18" / 18" (457mm) Deep							
36" (914mm)	36" (914mm)	JDAL-3636-JHHL	33	\$1421.58	\$1503.40	\$1488.94	\$1570.76
42" (1067mm)	42" (1067mm)	JDAL-4242-JHHL	33	1667.04	1762.42	1734.40	1829.78
48" (1219mm)	48" (1219mm)	JDAL-4848-JHHL	33	1912.50	2021.44	1979.86	2088.80
29" (737mm) High, 24" / 24" (610mm) Deep							
36" (914mm)	36" (914mm)	JDAL-3636-JHHL	44	\$1465.92	\$1547.74	\$1533.28	\$1615.10
42" (1067mm)	42" (1067mm)	JDAL-4242-JHHL	44	1711.38	1806.76	1778.74	1874.12
48" (1219mm)	48" (1219mm)	JDAL-4848-JHHL	44	1956.84	2065.78	2024.20	2133.14
29" (737mm) High, 30" / 30" (762mm) Deep							
42" (1067mm)	42" (1067mm)	JDAL-4242-JHHL	55	\$1755.72	\$1851.10	\$1823.08	\$1918.46
48" (1219mm)	48" (1219mm)	JDAL-4848-JHHL	55	2001.18	2110.12	2068.54	2177.48
Top — Laminate B — 29" (737mm) High, 18" / 18" (457mm) Deep							
36" (914mm)	36" (914mm)	JDAL-3636-JHHL	33	\$1462.89	\$1544.71	\$1530.25	\$1612.07
42" (1067mm)	42" (1067mm)	JDAL-4242-JHHL	33	1728.03	1823.41	1795.39	1890.77
48" (1219mm)	48" (1219mm)	JDAL-4848-JHHL	33	1993.17	2102.11	2060.53	2169.47
29" (737mm) High, 24" / 24" (610mm) Deep							
36" (914mm)	36" (914mm)	JDAL-3636-JHHL	44	\$1510.83	\$1592.65	\$1578.19	\$1660.01
42" (1067mm)	42" (1067mm)	JDAL-4242-JHHL	44	1775.97	1871.35	1843.33	1938.71
48" (1219mm)	48" (1219mm)	JDAL-4848-JHHL	44	2041.11	2150.05	2108.47	2217.41
29" (737mm) High, 30" / 30" (762mm) Deep							
42" (1067mm)	42" (1067mm)	JDAL-4242-JHHL	55	\$1823.91	\$1919.29	\$1891.27	\$1986.65
48" (1219mm)	48" (1219mm)	JDAL-4848-JHHL	55	2089.05	2197.99	2156.41	2265.35



JDAL-JHHLDS44

Features

- Includes laminate top, laminate end panels, steel modesty panels, and hardware for assembly and attachment to adjoining casegood.
- High-pressure laminate top has 3mm edgeband on user edge and 1mm edgeband on sides and back.
- Modesty panels are available with or without scallop wireway for cable management; scallop is centered at top of modesty panel.
- Glides provide 1.5" (38mm) adjustment range.
- Field assembled.

Specification Tips

- Not for use as a stand-alone casegood. Half end panels must be attached to a return or bridge.
- Modesty panel height, cable management, and color selections apply to both modesty panels.

To Order, Specify:

- 1) Product number, including:

① Modesty Panel Height:

- B** 1/3 Height
- D** 3/4 Height, add **\$90.34** list
- F** Full Height, add **\$180.68** list

② Modesty Panel Cable Management:

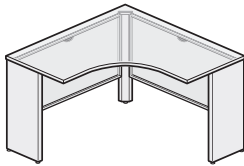
- N** No Scallop
- S** Scallop

- 2) Laminate color for top.
- 3) Edge trim color for top.
- 4) Laminate color for end panels.
- 5) Edge trim color for end panels.
- 6) Trim color for modesty panels.

X Series Corners

Curved Wrap-Around Corner — Laminate Top with Wood End Panels

Width	Length	Number	① ②	End Panels - Wood Group A		End Panels - Wood Group B	
				Modesty - Steel Trim A	Trim B	Modesty - Steel Trim A	Trim B
Top — Laminate A — 29" (737mm) High, 18" / 18" (457mm) Deep							
36" (914mm)	36" (914mm)	JDAL-3636-JHHW	33	\$1885.18	\$1967.00	\$2117.66	\$2199.48
42" (1067mm)	42" (1067mm)	JDAL-4242-JHHW	33	2130.64	2226.02	2363.12	2458.50
48" (1219mm)	48" (1219mm)	JDAL-4848-JHHW	33	2376.10	2485.04	2608.58	2717.52
29" (737mm) High, 24" / 24" (610mm) Deep							
36" (914mm)	36" (914mm)	JDAL-3636-JHHW	44	\$1929.52	\$2011.34	\$2162.00	\$2243.82
42" (1067mm)	42" (1067mm)	JDAL-4242-JHHW	44	2174.98	2270.36	2407.46	2502.84
48" (1219mm)	48" (1219mm)	JDAL-4848-JHHW	44	2420.44	2529.38	2652.92	2761.86
29" (737mm) High, 30" / 30" (762mm) Deep							
42" (1067mm)	42" (1067mm)	JDAL-4242-JHHW	55	\$2219.32	\$2314.70	\$2451.80	\$2547.18
48" (1219mm)	48" (1219mm)	JDAL-4848-JHHW	55	2464.78	2573.72	2697.26	2806.20
Top — Laminate B — 29" (737mm) High, 18" / 18" (457mm) Deep							
36" (914mm)	36" (914mm)	JDAL-3636-JHHW	33	\$1926.49	\$2008.31	\$2158.97	\$2240.79
42" (1067mm)	42" (1067mm)	JDAL-4242-JHHW	33	2191.63	2287.01	2424.11	2519.49
48" (1219mm)	48" (1219mm)	JDAL-4848-JHHW	33	2456.77	2565.71	2689.25	2798.19
29" (737mm) High, 24" / 24" (610mm) Deep							
36" (914mm)	36" (914mm)	JDAL-3636-JHHW	44	\$1974.43	\$2056.25	\$2206.91	\$2288.73
42" (1067mm)	42" (1067mm)	JDAL-4242-JHHW	44	2239.57	2334.95	2472.05	2567.43
48" (1219mm)	48" (1219mm)	JDAL-4848-JHHW	44	2504.71	2613.65	2737.19	2846.13
29" (737mm) High, 30" / 30" (762mm) Deep							
42" (1067mm)	42" (1067mm)	JDAL-4242-JHHW	55	\$2287.51	\$2382.89	\$2519.99	\$2615.37
48" (1219mm)	48" (1219mm)	JDAL-4848-JHHW	55	2552.65	2661.59	2785.13	2894.07



JDAL-JHHWDS44

Features

- Includes laminate top, wood end panels, steel modesty panels, and hardware for assembly and attachment to adjoining caseload.
- High-pressure laminate top has 3mm edgeband on user edge and 1mm edgeband on sides and back.
- Modesty panels are available with or without scallop wireway for cable management; scallop is centered at top of modesty panel.
- Glides provide 1.5" (38mm) adjustment range.
- Field assembled.

Specification Tips

- Not for use as a stand-alone caseload. Half end panels must be attached to a return or bridge.
- Modesty panel height, cable management, and color selections apply to both modesty panels.

To Order, Specify:

- 1) Product number, including:

① Modesty Panel Height:

- B** 1/3 Height
- D** 3/4 Height, add **\$90.34** list
- F** Full Height, add **\$180.68** list

② Modesty Panel Cable Management:

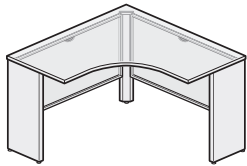
- N** No Scallop
- S** Scallop

- 2) Laminate color for top.
- 3) Edge trim color for top.
- 4) Wood finish color for end panels.
- 5) Trim color for modesty panels.

X Series Corners

Curved Wrap-Around Corner — Wood Top with Steel End Panels

Width	Length	Number	①②	End Panels - Steel Trim A		End Panels - Steel Trim B	
				Modesty - Steel Trim A	Trim B	Modesty - Steel Trim A	Trim B
Top — Wood Group A — 29"(737mm) High, 18"/18"(457mm) Deep							
36"(914mm)	36"(914mm)	JDAW-3636-KHHS	33	\$2152.87	\$2234.69	\$2244.89	\$2326.71
42"(1067mm)	42"(1067mm)	JDAW-4242-KHHS	33	2398.33	2493.71	2490.35	2585.73
48"(1219mm)	48"(1219mm)	JDAW-4848-KHHS	33	2643.79	2752.73	2735.81	2844.75
29"(737mm) High, 24"/24"(610mm) Deep							
36"(914mm)	36"(914mm)	JDAW-3636-KHHS	44	\$2241.55	\$2323.37	\$2333.57	\$2415.39
42"(1067mm)	42"(1067mm)	JDAW-4242-KHHS	44	2487.01	2582.39	2579.03	2674.41
48"(1219mm)	48"(1219mm)	JDAW-4848-KHHS	44	2732.47	2841.41	2824.49	2933.43
29"(737mm) High, 30"/30"(762mm) Deep							
42"(1067mm)	42"(1067mm)	JDAW-4242-KHHS	55	\$2575.69	\$2671.07	\$2667.71	\$2763.09
48"(1219mm)	48"(1219mm)	JDAW-4848-KHHS	55	2821.15	2930.09	2913.17	3022.11
Top — Wood Group B — 29"(737mm) High, 18"/18"(457mm) Deep							
36"(914mm)	36"(914mm)	JDAW-3636-KHHS	33	\$2230.21	\$2312.03	\$2322.23	\$2404.05
42"(1067mm)	42"(1067mm)	JDAW-4242-KHHS	33	2519.23	2614.61	2611.25	2706.63
48"(1219mm)	48"(1219mm)	JDAW-4848-KHHS	33	2808.25	2917.19	2900.27	3009.21
29"(737mm) High, 24"/24"(610mm) Deep							
36"(914mm)	36"(914mm)	JDAW-3636-KHHS	44	\$2326.63	\$2408.45	\$2418.65	\$2500.47
42"(1067mm)	42"(1067mm)	JDAW-4242-KHHS	44	2615.65	2711.03	2707.67	2803.05
48"(1219mm)	48"(1219mm)	JDAW-4848-KHHS	44	2904.67	3013.61	2996.69	3105.63
29"(737mm) High, 30"/30"(762mm) Deep							
42"(1067mm)	42"(1067mm)	JDAW-4242-KHHS	55	\$2712.07	\$2807.45	\$2804.09	\$2899.47
48"(1219mm)	48"(1219mm)	JDAW-4848-KHHS	55	3001.09	3110.03	3093.11	3202.05



JDAW-KHHS44

Features

- Includes wood top, steel end panels, steel modesty panels, and hardware for assembly and attachment to adjoining caseload.
- Wood veneer top has 3mm edgeband on user edge and 1mm edgeband on sides and back.
- Modesty panels are available with or without scallop wireway for cable management; scallop is centered at top of modesty panel.
- Glides provide 1.5"(38mm) adjustment range.
- Field assembled.

Specification Tips

- Not for use as a stand-alone caseload. Half end panels must be attached to a return or bridge.
- Modesty panel height, cable management, and color selections apply to both modesty panels.

To Order, Specify:

- 1) Product number, including:

① Modesty Panel Height:

- B** 1/3 Height
- D** 3/4 Height, add \$90.34 list
- F** Full Height, add \$180.68 list

② Modesty Panel Cable Management:

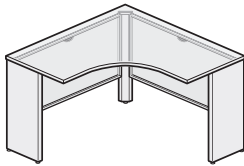
- N** No Scallop
- S** Scallop

- 2) Wood finish color for top.
- 3) Trim color for end panels.
- 4) Trim color for modesty panels.

X Series Corners

Curved Wrap-Around Corner — Wood Top with Laminate End Panels

Width	Length	Number	①②	End Panels - Laminate A		End Panels - Laminate B	
				Modesty - Steel Trim A	Trim B	Modesty - Steel Trim A	Trim B
Top — Wood Group A — 29" (737mm) High, 18" / 18" (457mm) Deep							
36" (914mm)	36" (914mm)	JDAW-3636-KHHL	33	\$1856.27	\$1938.09	\$1923.63	\$2005.45
42" (1067mm)	42" (1067mm)	JDAW-4242-KHHL	33	2101.73	2197.11	2169.09	2264.47
48" (1219mm)	48" (1219mm)	JDAW-4848-KHHL	33	2347.19	2456.13	2414.55	2523.49
29" (737mm) High, 24" / 24" (610mm) Deep							
36" (914mm)	36" (914mm)	JDAW-3636-KHHL	44	\$1944.95	\$2026.77	\$2012.31	\$2094.13
42" (1067mm)	42" (1067mm)	JDAW-4242-KHHL	44	2190.41	2285.79	2257.77	2353.15
48" (1219mm)	48" (1219mm)	JDAW-4848-KHHL	44	2435.87	2544.81	2503.23	2612.17
29" (737mm) High, 30" / 30" (762mm) Deep							
42" (1067mm)	42" (1067mm)	JDAW-4242-KHHL	55	\$2279.09	\$2374.47	\$2346.45	\$2441.83
48" (1219mm)	48" (1219mm)	JDAW-4848-KHHL	55	2524.55	2633.49	2591.91	2700.85
Top — Wood Group B — 29" (737mm) High, 18" / 18" (457mm) Deep							
36" (914mm)	36" (914mm)	JDAW-3636-KHHL	33	\$1933.61	\$2015.43	\$2000.97	\$2082.79
42" (1067mm)	42" (1067mm)	JDAW-4242-KHHL	33	2222.63	2318.01	2289.99	2385.37
48" (1219mm)	48" (1219mm)	JDAW-4848-KHHL	33	2511.65	2620.59	2579.01	2687.95
29" (737mm) High, 24" / 24" (610mm) Deep							
36" (914mm)	36" (914mm)	JDAW-3636-KHHL	44	\$2030.03	\$2111.85	\$2097.39	\$2179.21
42" (1067mm)	42" (1067mm)	JDAW-4242-KHHL	44	2319.05	2414.43	2386.41	2481.79
48" (1219mm)	48" (1219mm)	JDAW-4848-KHHL	44	2608.07	2717.01	2675.43	2784.37
29" (737mm) High, 30" / 30" (762mm) Deep							
42" (1067mm)	42" (1067mm)	JDAW-4242-KHHL	55	\$2415.47	\$2510.85	\$2482.83	\$2578.21
48" (1219mm)	48" (1219mm)	JDAW-4848-KHHL	55	2704.49	2813.43	2771.85	2880.79



JDAW-KHHLDS44

Features

- Includes wood top, laminate end panels, steel modesty panels, and hardware for assembly and attachment to adjoining casegood.
- Wood veneer top has 3mm edgeband on user edge and 1mm edgeband on sides and back.
- Modesty panels are available with or without scallop wireway for cable management; scallop is centered at top of modesty panel.
- Glides provide 1.5" (38mm) adjustment range.
- Field assembled.

Specification Tips

- Not for use as a stand-alone casegood. Half end panels must be attached to a return or bridge.
- Modesty panel height, cable management, and color selections apply to both modesty panels.

To Order, Specify:

- 1) Product number, including:

① Modesty Panel Height:

- B** 1/3 Height
- D** 3/4 Height, add **\$90.34** list
- F** Full Height, add **\$180.68** list

② Modesty Panel Cable Management:

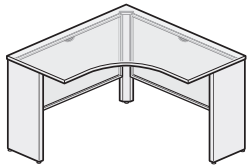
- N** No Scallop
- S** Scallop

- 2) Wood finish color for top.
- 3) Laminate color for end panels.
- 4) Edge trim color for end panels.
- 5) Trim color for modesty panels.

X Series Corners

Curved Wrap-Around Corner — Wood Top with Wood End Panels

Width	Length	Number	① ②	End Panels - Wood Group A		End Panels - Wood Group B	
				Modesty - Steel Trim A	Trim B	Modesty - Steel Trim A	Trim B
Top — Wood Group A — 29"(737mm) High, 18"/18"(457mm) Deep							
36"(914mm)	36"(914mm)	JDAW-3636-KHHW	33	\$2319.87	\$2401.69	\$2552.35	\$2634.17
42"(1067mm)	42"(1067mm)	JDAW-4242-KHHW	33	2565.33	2660.71	2797.81	2893.19
48"(1219mm)	48"(1219mm)	JDAW-4848-KHHW	33	2810.79	2919.73	3043.27	3152.21
29"(737mm) High, 24"/24"(610mm) Deep							
36"(914mm)	36"(914mm)	JDAW-3636-KHHW	44	\$2408.55	\$2490.37	\$2641.03	\$2722.85
42"(1067mm)	42"(1067mm)	JDAW-4242-KHHW	44	2654.01	2749.39	2886.49	2981.87
48"(1219mm)	48"(1219mm)	JDAW-4848-KHHW	44	2899.47	3008.41	3131.95	3240.89
29"(737mm) High, 30"/30"(762mm) Deep							
42"(1067mm)	42"(1067mm)	JDAW-4242-KHHW	55	\$2742.69	\$2838.07	\$2975.17	\$3070.55
48"(1219mm)	48"(1219mm)	JDAW-4848-KHHW	55	2988.15	3097.09	3220.63	3329.57
Top — Wood Group B — 29"(737mm) High, 18"/18"(457mm) Deep							
36"(914mm)	36"(914mm)	JDAW-3636-KHHW	33	\$2397.21	\$2479.03	\$2629.69	\$2711.51
42"(1067mm)	42"(1067mm)	JDAW-4242-KHHW	33	2686.23	2781.61	2918.71	3014.09
48"(1219mm)	48"(1219mm)	JDAW-4848-KHHW	33	2975.25	3084.19	3207.73	3316.67
29"(737mm) High, 24"/24"(610mm) Deep							
36"(914mm)	36"(914mm)	JDAW-3636-KHHW	44	\$2493.63	\$2575.45	\$2726.11	\$2807.93
42"(1067mm)	42"(1067mm)	JDAW-4242-KHHW	44	2782.65	2878.03	3015.13	3110.51
48"(1219mm)	48"(1219mm)	JDAW-4848-KHHW	44	3071.67	3180.61	3304.15	3413.09
29"(737mm) High, 30"/30"(762mm) Deep							
42"(1067mm)	42"(1067mm)	JDAW-4242-KHHW	55	\$2879.07	\$2974.45	\$3111.55	\$3206.93
48"(1219mm)	48"(1219mm)	JDAW-4848-KHHW	55	3168.09	3277.03	3400.57	3509.51



JDAW-KHHWDS44

Features

- Includes wood top, wood end panels, steel modesty panels, and hardware for assembly and attachment to adjoining caseload.
- Wood veneer top has 3mm edgeband on user edge and 1mm edgeband on sides and back.
- Modesty panels are available with or without scallop wireway for cable management; scallop is centered at top of modesty panel.
- Glides provide 1.5"(38mm) adjustment range.
- Field assembled.

Specification Tips

- Not for use as a stand-alone caseload. Half end panels must be attached to a return or bridge.
- Modesty panel height, cable management, and color selections apply to both modesty panels.

To Order, Specify:

- 1) Product number, including:

① Modesty Panel Height:

- B** 1/3 Height
- D** 3/4 Height, add **\$90.34** list
- F** Full Height, add **\$180.68** list

② Modesty Panel Cable Management:

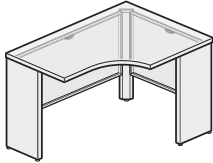
- N** No Scallop
- S** Scallop

- 2) Wood finish color for top.
- 3) Wood finish color for end panels.
- 4) Trim color for modesty panels.

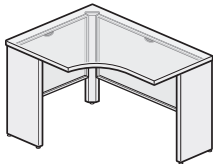
X Series Extended Corners

Extended Curved Wrap-Around Corner — Laminate Top with Steel End Panels

Width	Length	Number	End Panels - Steel Trim A		End Panels - Steel Trim B	
			Modesty - Steel Trim A	Trim B	Modesty - Steel Trim A	Trim B
Top — Laminate A — 29"(737mm) High, 18"/18"(457mm) Deep						
36"(914mm)	48"(1219mm)	JDAL-3648-JH S ■ ■ 33	\$2158.25	\$2254.13	\$2250.69	\$2346.57
29"(737mm) High, 24"/24"(610mm) Deep						
36"(914mm)	48"(1219mm)	JDAL-3648-JH S ■ ■ 44	\$2247.17	\$2343.05	\$2339.61	\$2435.49
Top — Laminate B — 29"(737mm) High, 18"/18"(457mm) Deep						
36"(914mm)	48"(1219mm)	JDAL-3648-JH S ■ ■ 33	\$2219.57	\$2315.45	\$2312.01	\$2407.89
29"(737mm) High, 24"/24"(610mm) Deep						
36"(914mm)	48"(1219mm)	JDAL-3648-JH S ■ ■ 44	\$2315.69	\$2411.57	\$2408.13	\$2504.01



JDAL-JHLSDS44
(Left-Hand)



JDAL-JHRSDS44
(Right-Hand)

Features

- Includes laminate top, steel end panels, steel modesty panels, and hardware for assembly and attachment to adjoining caseload.
- High-pressure laminate top has 3mm edgeband on user edge and 1mm edgeband on sides and back.
- Modesty panels are available with or without scallop wireway for cable management; scallop is centered at top of modesty panel.
- Glides provide 1.5"(38mm) adjustment range.
- Field assembled.

Specification Tips

- Not for use as a stand-alone caseload. Half end panels must be attached to a return or bridge.
- Modesty panel height, cable management, and color selections apply to both modesty panels.

To Order, Specify:

- 1) Product number, including:

① Orientation:

- L** Left-hand
- R** Right-hand

② Modesty Panel Height:

- B** 1/3 Height
- D** 3/4 Height, add **\$90.76** list
- F** Full Height, add **\$181.52** list

③ Modesty Panel Cable Management:

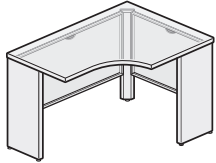
- N** No Scallop
- S** Scallop

- 2) Laminate color for top.
- 3) Edge trim color for top.
- 4) Trim color for end panels.
- 5) Trim color for modesty panels.

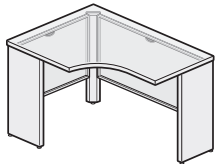
X Series Extended Corners

Extended Curved Wrap-Around Corner — Laminate Top with Laminate End Panels

Width	Length	Number	End Panels - Laminate A		End Panels - Laminate B	
			Modesty - Steel Trim A	Trim B	Modesty - Steel Trim A	Trim B
Top — Laminate A — 29"(737mm) High, 18"/18"(457mm) Deep						
36"(914mm)	48"(1219mm)	JDAL-3648-JH L ■ ■ ■ 33	\$1860.21	\$1956.09	\$1927.89	\$2023.77
29"(737mm) High, 24"/24"(610mm) Deep						
36"(914mm)	48"(1219mm)	JDAL-3648-JH L ■ ■ ■ 44	\$1949.13	\$2045.01	\$2016.81	\$2112.69
Top — Laminate B — 29"(737mm) High, 18"/18"(457mm) Deep						
36"(914mm)	48"(1219mm)	JDAL-3648-JH L ■ ■ ■ 33	\$1921.53	\$2017.41	\$1989.21	\$2085.09
29"(737mm) High, 24"/24"(610mm) Deep						
36"(914mm)	48"(1219mm)	JDAL-3648-JH L ■ ■ ■ 44	\$2017.65	\$2113.53	\$2085.33	\$2181.21



JDAL-JHLLDS44
(Left-Hand)



JDAL-JHRLDS44
(Right-Hand)

Features

- Includes laminate top, laminate end panels, steel modesty panels, and hardware for assembly and attachment to adjoining casegood.
- High-pressure laminate top has 3mm edgeband on user edge and 1mm edgeband on sides and back.
- Modesty panels are available with or without scallop wireway for cable management; scallop is centered at top of modesty panel.
- Glides provide 1.5"(38mm) adjustment range.
- Field assembled.

Specification Tips

- Not for use as a stand-alone casegood. Half end panels must be attached to a return or bridge.
- Modesty panel height, cable management, and color selections apply to both modesty panels.

To Order, Specify:

- 1) Product number, including:

① Orientation:

- L** Left-hand
- R** Right-hand

② Modesty Panel Height:

- B** 1/3 Height
- D** 3/4 Height, add **\$90.76** list
- F** Full Height, add **\$181.52** list

③ Modesty Panel Cable Management:

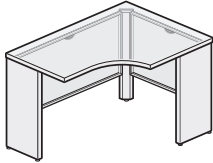
- N** No Scallop
- S** Scallop

- 2) Laminate color for top.
- 3) Edge trim color for top.
- 4) Laminate color for end panels.
- 5) Edge trim color for end panels.
- 6) Trim color for modesty panels.

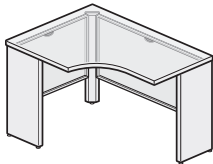
X Series Extended Corners

Extended Curved Wrap-Around Corner — Laminate Top with Wood End Panels

Width	Length	Number	End Panels - Wood Group A		End Panels - Wood Group B	
			Modesty - Steel Trim A	Trim B	Modesty - Steel Trim A	Trim B
Top — Laminate A — 29" (737mm) High, 18" / 18" (457mm) Deep						
36" (914mm)	48" (1219mm)	JDAL-3648-JH W ■ ■ ■ 33	\$2326.07	\$2421.95	\$2559.63	\$2655.51
29" (737mm) High, 24" / 24" (610mm) Deep						
36" (914mm)	48" (1219mm)	JDAL-3648-JH W ■ ■ ■ 44	\$2414.99	\$2510.87	\$2648.55	\$2744.43
Top — Laminate B — 29" (737mm) High, 18" / 18" (457mm) Deep						
36" (914mm)	48" (1219mm)	JDAL-3648-JH W ■ ■ ■ 33	\$2387.39	\$2483.27	\$2620.95	\$2716.83
29" (737mm) High, 24" / 24" (610mm) Deep						
36" (914mm)	48" (1219mm)	JDAL-3648-JH W ■ ■ ■ 44	\$2483.51	\$2579.39	\$2717.07	\$2812.95



JDAL-JHLWDS44
(Left-Hand)



JDAL-JHRWDS44
(Right-Hand)

Features

- Includes laminate top, wood end panels, steel modesty panels, and hardware for assembly and attachment to adjoining caseload.
- High-pressure laminate top has 3mm edgeband on user edge and 1mm edgeband on sides and back.
- Modesty panels are available with or without scallop wireway for cable management; scallop is centered at top of modesty panel.
- Glides provide 1.5" (38mm) adjustment range.
- Field assembled.

Specification Tips

- Not for use as a stand-alone caseload. Half end panels must be attached to a return or bridge.
- Modesty panel height, cable management, and color selections apply to both modesty panels.

To Order, Specify:

- 1) Product number, including:

① Orientation:

- L** Left-hand
- R** Right-hand

② Modesty Panel Height:

- B** 1/3 Height
- D** 3/4 Height, add **\$90.76** list
- F** Full Height, add **\$181.52** list

③ Modesty Panel Cable Management:

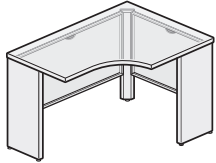
- N** No Scallop
- S** Scallop

- 2) Laminate color for top.
- 3) Edge trim color for top.
- 4) Wood finish color for end panels.
- 5) Trim color for modesty panels.

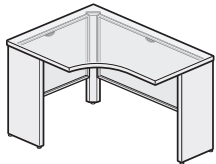
X Series Extended Corners

Extended Curved Wrap-Around Corner — Wood Top with Steel End Panels

Width	Length	Number	① ② ③	End Panels - Steel Trim A		End Panels - Steel Trim B	
				Modesty - Steel Trim A	Trim B	Modesty - Steel Trim A	Trim B
Top — Wood Group A — 29"(737mm) High, 18"/18"(457mm) Deep							
36"(914mm)	48"(1219mm)	JDAW-3648-KH	S	33	\$2935.82	\$3031.70	\$3028.26 \$3124.14
29"(737mm) High, 24"/24"(610mm) Deep							
36"(914mm)	48"(1219mm)	JDAW-3648-KH	S	44	\$3024.74	\$3120.62	\$3117.18 \$3213.06
Top — Wood Group B — 29"(737mm) High, 18"/18"(457mm) Deep							
36"(914mm)	48"(1219mm)	JDAW-3648-KH	S	33	\$3118.28	\$3214.16	\$3210.72 \$3306.60
29"(737mm) High, 24"/24"(610mm) Deep							
36"(914mm)	48"(1219mm)	JDAW-3648-KH	S	44	\$3223.04	\$3318.92	\$3315.48 \$3411.36



JDAW-KHLSDS44
(Left-Hand)



JDAW-KHRSDS44
(Right-Hand)

Features

- Includes wood top, steel end panels, steel modesty panels, and hardware for assembly and attachment to adjoining caseload.
- Wood veneer top has 3mm edgeband on user edge and 1mm edgeband on sides and back.
- Modesty panels are available with or without scallop wireway for cable management; scallop is centered at top of modesty panel.
- Glides provide 1.5"(38mm) adjustment range.
- Field assembled.

Specification Tips

- Not for use as a stand-alone caseload. Half end panels must be attached to a return or bridge.
- Modesty panel height, cable management, and color selections apply to both modesty panels.

To Order, Specify:

- 1) Product number, including:

① Orientation:

- L** Left-hand
- R** Right-hand

② Modesty Panel Height:

- B** 1/3 Height
- D** 3/4 Height, add **\$90.76** list
- F** Full Height, add **\$181.52** list

③ Modesty Panel Cable Management:

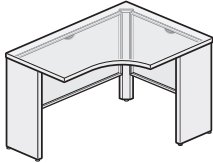
- N** No Scallop
- S** Scallop

- 2) Wood finish color for top.
- 3) Trim color for end panels.
- 4) Trim color for modesty panels.

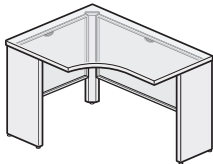
X Series Extended Corners

Extended Curved Wrap-Around Corner — Wood Top with Laminate End Panels

Width	Length	Number	End Panels - Laminate A		End Panels - Laminate B	
			Modesty - Steel Trim A	Trim B	Modesty - Steel Trim A	Trim B
Top — Wood Group A — 29" (737mm) High, 18" / 18" (457mm) Deep						
36" (914mm)	48" (1219mm)	JDAW-3648-KH L 33	\$2637.78	\$2733.66	\$2705.46	\$2801.34
29" (737mm) High, 24" / 24" (610mm) Deep						
36" (914mm)	48" (1219mm)	JDAW-3648-KH L 44	\$2726.70	\$2822.58	\$2794.38	\$2890.26
Top — Wood Group B — 29" (737mm) High, 18" / 18" (457mm) Deep						
36" (914mm)	48" (1219mm)	JDAW-3648-KH L 33	\$2820.24	\$2916.12	\$2887.92	\$2983.80
29" (737mm) High, 24" / 24" (610mm) Deep						
36" (914mm)	48" (1219mm)	JDAW-3648-KH L 44	\$2925.00	\$3020.88	\$2992.68	\$3088.56



JDAW-KHLLDS44
(Left-Hand)



JDAW-KHRLDS44
(Right-Hand)

Features

- Includes wood top, laminate end panels, steel modesty panels, and hardware for assembly and attachment to adjoining caseload.
- Wood veneer top has 3mm edgeband on user edge and 1mm edgeband on sides and back.
- Modesty panels are available with or without scallop wireway for cable management; scallop is centered at top of modesty panel.
- Glides provide 1.5" (38mm) adjustment range.
- Field assembled.

Specification Tips

- Not for use as a stand-alone caseload. Half end panels must be attached to a return or bridge.
- Modesty panel height, cable management, and color selections apply to both modesty panels.

To Order, Specify:

1) Product number, including:

① Orientation:

- L** Left-hand
- R** Right-hand

② Modesty Panel Height:

- B** 1/3 Height
- D** 3/4 Height, add **\$90.76** list
- F** Full Height, add **\$181.52** list

③ Modesty Panel Cable Management:

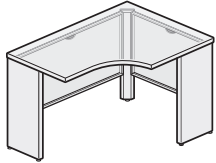
- N** No Scallop
- S** Scallop

- 2) Wood finish color for top.
- 3) Laminate color for end panels.
- 4) Edge trim color for end panels.
- 5) Trim color for modesty panels.

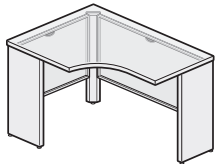
X Series Extended Corners

Extended Curved Wrap-Around Corner — Wood Top with Wood End Panels

Width	Length	Number	End Panels - Wood Group A		End Panels - Wood Group B	
			Modesty - Steel Trim A	Trim B	Modesty - Steel Trim A	Trim B
Top — Wood Group A — 29"(737mm) High, 18"/18"(457mm) Deep						
36"(914mm)	48"(1219mm)	JDAW-3648-KH W 33	\$3103.64	\$3199.52	\$3337.20	\$3433.08
29"(737mm) High, 24"/24"(610mm) Deep						
36"(914mm)	48"(1219mm)	JDAW-3648-KH W 44	\$3192.56	\$3288.44	\$3426.12	\$3522.00
Top — Wood Group B — 29"(737mm) High, 18"/18"(457mm) Deep						
36"(914mm)	48"(1219mm)	JDAW-3648-KH W 33	\$3286.10	\$3381.98	\$3519.66	\$3615.54
29"(737mm) High, 24"/24"(610mm) Deep						
36"(914mm)	48"(1219mm)	JDAW-3648-KH W 44	\$3390.86	\$3486.74	\$3624.42	\$3720.30



JDAW-KHLWDS44
(Left-Hand)



JDAW-KHRWDS44
(Right-Hand)

Features

- Includes wood top, wood end panels, steel modesty panels, and hardware for assembly and attachment to adjoining caseload.
- Wood veneer top has 3mm edgeband on user edge and 1mm edgeband on sides and back.
- Modesty panels are available with or without scallop wireway for cable management; scallop is centered at top of modesty panel.
- Glides provide 1.5"(38mm) adjustment range.
- Field assembled.

Specification Tips

- Not for use as a stand-alone caseload. Half end panels must be attached to a return or bridge.
- Modesty panel height, cable management, and color selections apply to both modesty panels.

To Order, Specify:

- 1) Product number, including:

① Orientation:

- L** Left-hand
- R** Right-hand

② Modesty Panel Height:

- B** 1/3 Height
- D** 3/4 Height, add **\$90.76** list
- F** Full Height, add **\$181.52** list

③ Modesty Panel Cable Management:

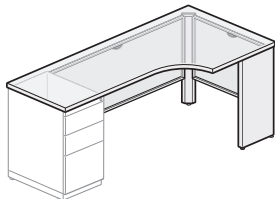
- N** No Scallop
- S** Scallop

- 2) Wood finish color for top.
- 3) Wood finish color for end panels.
- 4) Trim color for modesty panels.

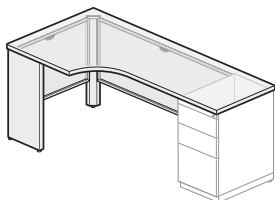
X Series Extended Corners

Extended Curved Wrap-Around Pedestal Corner — Laminate Top with Steel End Panel

Width	Length	Number	End Panel - Steel Trim A		End Panel - Steel Trim B			
			Modesty - Steel Trim A	Trim B	Modesty - Steel Trim A	Trim B		
Top — Laminate A — 29" (737mm) High, 18" / 18" (457mm) Deep								
36" (914mm)	60" (1524mm)	JDAL-3660-JA	S	33	\$1833.04	\$1942.60	\$1879.26	\$1988.82
	72" (1829mm)	JDAL-3672-JA	S	33	2079.88	2203.12	2126.10	2249.34
48" (1219mm)	60" (1524mm)	JDAL-4860-JA	S	33	\$2079.88	\$2203.12	\$2126.10	\$2249.34
	72" (1829mm)	JDAL-4872-JA	S	33	2326.72	2463.64	2372.94	2509.86
29" (737mm) High, 24" / 24" (610mm) Deep								
36" (914mm)	60" (1524mm)	JDAL-3660-JA	S	44	\$1921.96	\$2031.52	\$1968.18	\$2077.74
	72" (1829mm)	JDAL-3672-JA	S	44	2168.80	2292.04	2215.02	2338.26
48" (1219mm)	60" (1524mm)	JDAL-4860-JA	S	44	\$2168.80	\$2292.04	\$2215.02	\$2338.26
	72" (1829mm)	JDAL-4872-JA	S	44	2415.64	2552.56	2461.86	2598.78
29" (737mm) High, 30" / 30" (762mm) Deep								
48" (1219mm)	60" (1524mm)	JDAL-4860-JA	S	55	\$2257.72	\$2380.96	\$2303.94	\$2427.18
	72" (1829mm)	JDAL-4872-JA	S	55	2504.56	2641.48	2550.78	2687.70
Top — Laminate B — 29" (737mm) High, 18" / 18" (457mm) Deep								
36" (914mm)	60" (1524mm)	JDAL-3660-JA	S	33	\$1914.16	\$2023.72	\$1960.38	\$2069.94
	72" (1829mm)	JDAL-3672-JA	S	33	2180.80	2304.04	2227.02	2350.26
48" (1219mm)	60" (1524mm)	JDAL-4860-JA	S	33	\$2180.80	\$2304.04	\$2227.02	\$2350.26
	72" (1829mm)	JDAL-4872-JA	S	33	2447.44	2584.36	2493.66	2630.58
29" (737mm) High, 24" / 24" (610mm) Deep								
36" (914mm)	60" (1524mm)	JDAL-3660-JA	S	44	\$2010.28	\$2119.84	\$2056.50	\$2166.06
	72" (1829mm)	JDAL-3672-JA	S	44	2276.92	2400.16	2323.14	2446.38
48" (1219mm)	60" (1524mm)	JDAL-4860-JA	S	44	\$2276.92	\$2400.16	\$2323.14	\$2446.38
	72" (1829mm)	JDAL-4872-JA	S	44	2543.56	2680.48	2589.78	2726.70
29" (737mm) High, 30" / 30" (762mm) Deep								
48" (1219mm)	60" (1524mm)	JDAL-4860-JA	S	55	\$2373.04	\$2496.28	\$2419.26	\$2542.50
	72" (1829mm)	JDAL-4872-JA	S	55	2639.68	2776.60	2685.90	2822.82



JDAL-JALS44
(Left-Hand)



JDAL-JARS44
(Right-Hand)

Features

- Includes laminate top, steel end panel, steel modesty panels, and hardware for assembly and attachment to adjoining casegood. (Desk pedestal not included.)
- High-pressure laminate top has 3mm edgeband on user edge and 1mm edgeband on sides and back.
- Modesty panels are available with or without scallop wireway for cable management; scallop is centered at top of modesty panel.
- Glides provide 1" (25mm) adjustment range.
- Field assembled.

Specification Tips

- One X Series desk pedestal must be specified separately; nominal depth of desk pedestal must match nominal depth of corner top.
- Not for use as a stand-alone casegood. Half end panel must be attached to a return or bridge.
- Modesty panel height, cable management, and color selections apply to both modesty panels.

To Order, Specify:

- Product number, including:

1 Orientation:

- L** Left-hand
- R** Right-hand

2 Modesty Panel Height:

- B** 1/3 Height
- D** 3/4 Height, add \$90.76 list
- F** Full Height, add \$181.52 list

3 Modesty Panel Cable Management:

- N** No Scallop
- S** Scallop

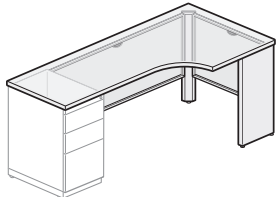
- Laminate color for top.
- Edge trim color for top.
- Trim color for end panel.
- Trim color for modesty panel.

*Note: Desk pedestal must be specified separately.

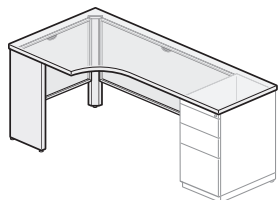
X Series Extended Corners

Extended Curved Wrap-Around Pedestal Corner — Laminate Top with Laminate End Panel

Width	Length	Number	End Panel - Laminate A		End Panel - Laminate B			
			Modesty - Steel Trim A	Trim B	Modesty - Steel Trim A	Trim B		
Top — Laminate A — 29" (737mm) High, 18" / 18" (457mm) Deep								
36" (914mm)	60" (1524mm)	JDAL-3660-JA	L	33	\$1684.02	\$1793.58	\$1717.86	\$1827.42
	72" (1829mm)	JDAL-3672-JA	L	33	1930.86	2054.10	1964.70	2087.94
48" (1219mm)	60" (1524mm)	JDAL-4860-JA	L	33	\$1930.86	\$2054.10	\$1964.70	\$2087.94
	72" (1829mm)	JDAL-4872-JA	L	33	2177.70	2314.62	2211.54	2348.46
29" (737mm) High, 24" / 24" (610mm) Deep								
36" (914mm)	60" (1524mm)	JDAL-3660-JA	L	44	\$1772.94	\$1882.50	\$1806.78	\$1916.34
	72" (1829mm)	JDAL-3672-JA	L	44	2019.78	2143.02	2053.62	2176.86
48" (1219mm)	60" (1524mm)	JDAL-4860-JA	L	44	\$2019.78	\$2143.02	\$2053.62	\$2176.86
	72" (1829mm)	JDAL-4872-JA	L	44	2266.62	2403.54	2300.46	2437.38
29" (737mm) High, 30" / 30" (762mm) Deep								
48" (1219mm)	60" (1524mm)	JDAL-4860-JA	L	55	\$2108.70	\$2231.94	\$2142.54	\$2265.78
	72" (1829mm)	JDAL-4872-JA	L	55	2355.54	2492.46	2389.38	2526.30
Top — Laminate B — 29" (737mm) High, 18" / 18" (457mm) Deep								
36" (914mm)	60" (1524mm)	JDAL-3660-JA	L	33	\$1765.14	\$1874.70	\$1798.98	\$1908.54
	72" (1829mm)	JDAL-3672-JA	L	33	2031.78	2155.02	2065.62	2188.86
48" (1219mm)	60" (1524mm)	JDAL-4860-JA	L	33	\$2031.78	\$2155.02	\$2065.62	\$2188.86
	72" (1829mm)	JDAL-4872-JA	L	33	2298.42	2435.34	2332.26	2469.18
29" (737mm) High, 24" / 24" (610mm) Deep								
36" (914mm)	60" (1524mm)	JDAL-3660-JA	L	44	\$1861.26	\$1970.82	\$1895.10	\$2004.66
	72" (1829mm)	JDAL-3672-JA	L	44	2127.90	2251.14	2161.74	2284.98
48" (1219mm)	60" (1524mm)	JDAL-4860-JA	L	44	\$2127.90	\$2251.14	\$2161.74	\$2284.98
	72" (1829mm)	JDAL-4872-JA	L	44	2394.54	2531.46	2428.38	2565.30
29" (737mm) High, 30" / 30" (762mm) Deep								
48" (1219mm)	60" (1524mm)	JDAL-4860-JA	L	55	\$2224.02	\$2347.26	\$2257.86	\$2381.10
	72" (1829mm)	JDAL-4872-JA	L	55	2490.66	2627.58	2524.50	2661.42



JDAL-JALLDS44
(Left-Hand)



JDAL-JARLDS44
(Right-Hand)

Features

- Includes laminate top, laminate end panel, steel modesty panels, and hardware for assembly and attachment to adjoining casegood. (Desk pedestal not included.)
- High-pressure laminate top has 3mm edgeband on user edge and 1mm edgeband on sides and back.
- Modesty panels are available with or without scallop wireway for cable management; scallop is centered at top of modesty panel.
- Glides provide 1" (25mm) adjustment range.
- Field assembled.

Specification Tips

- One X Series desk pedestal must be specified separately; nominal depth of desk pedestal must match nominal depth of corner top.
- Not for use as a stand-alone casegood. Half end panel must be attached to a return or bridge.
- Modesty panel height, cable management, and color selections apply to both modesty panels.

To Order, Specify:

- 1) Product number, including:

1 Orientation:

- L Left-hand
- R Right-hand

2 Modesty Panel Height:

- B 1/3 Height
- D 3/4 Height, add \$90.76 list
- F Full Height, add \$181.52 list

3 Modesty Panel Cable Management:

- N No Scallop
- S Scallop

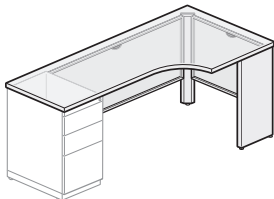
- 2) Laminate color for top.
- 3) Edge trim color for top.
- 4) Laminate color for end panel.
- 5) Edge trim color for end panel.
- 6) Trim color for modesty panels.

*Note: Desk pedestal must be specified separately.

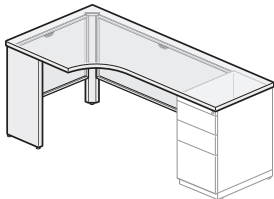
X Series Extended Corners

Extended Curved Wrap-Around Pedestal Corner — Laminate Top with Wood End Panel

Width	Length	Number	End Panel - Wood Group A		End Panel - Wood Group B			
			Modesty - Steel Trim A	Trim B	Modesty - Steel Trim A	Trim B		
Top — Laminate A — 29" (737mm) High, 18" / 18" (457mm) Deep								
36" (914mm)	60" (1524mm)	JDAL-3660-JA	W	33	\$1916.95	\$2026.51	\$2033.73	\$2143.29
	72" (1829mm)	JDAL-3672-JA	W	33	2163.79	2287.03	2280.57	2403.81
48" (1219mm)	60" (1524mm)	JDAL-4860-JA	W	33	\$2163.79	\$2287.03	\$2280.57	\$2403.81
	72" (1829mm)	JDAL-4872-JA	W	33	2410.63	2547.55	2527.41	2664.33
29" (737mm) High, 24" / 24" (610mm) Deep								
36" (914mm)	60" (1524mm)	JDAL-3660-JA	W	44	\$2005.87	\$2115.43	\$2122.65	\$2232.21
	72" (1829mm)	JDAL-3672-JA	W	44	2252.71	2375.95	2369.49	2492.73
48" (1219mm)	60" (1524mm)	JDAL-4860-JA	W	44	\$2252.71	\$2375.95	\$2369.49	\$2492.73
	72" (1829mm)	JDAL-4872-JA	W	44	2499.55	2636.47	2616.33	2753.25
29" (737mm) High, 30" / 30" (762mm) Deep								
48" (1219mm)	60" (1524mm)	JDAL-4860-JA	W	55	\$2341.63	\$2464.87	\$2458.41	\$2581.65
	72" (1829mm)	JDAL-4872-JA	W	55	2588.47	2725.39	2705.25	2842.17
Top — Laminate B — 29" (737mm) High, 18" / 18" (457mm) Deep								
36" (914mm)	60" (1524mm)	JDAL-3660-JA	W	33	\$1998.07	\$2107.63	\$2114.85	\$2224.41
	72" (1829mm)	JDAL-3672-JA	W	33	2264.71	2387.95	2381.49	2504.73
48" (1219mm)	60" (1524mm)	JDAL-4860-JA	W	33	\$2264.71	\$2387.95	\$2381.49	\$2504.73
	72" (1829mm)	JDAL-4872-JA	W	33	2531.35	2668.27	2648.13	2785.05
29" (737mm) High, 24" / 24" (610mm) Deep								
36" (914mm)	60" (1524mm)	JDAL-3660-JA	W	44	\$2094.19	\$2203.75	\$2210.97	\$2320.53
	72" (1829mm)	JDAL-3672-JA	W	44	2360.83	2484.07	2477.61	2600.85
48" (1219mm)	60" (1524mm)	JDAL-4860-JA	W	44	\$2360.83	\$2484.07	\$2477.61	\$2600.85
	72" (1829mm)	JDAL-4872-JA	W	44	2627.47	2764.39	2744.25	2881.17
29" (737mm) High, 30" / 30" (762mm) Deep								
48" (1219mm)	60" (1524mm)	JDAL-4860-JA	W	55	\$2456.95	\$2580.19	\$2573.73	\$2696.97
	72" (1829mm)	JDAL-4872-JA	W	55	2723.59	2860.51	2840.37	2977.29



JDAL-JALWDS44
(Left-Hand)



JDAL-JARWDS44
(Right-Hand)

Features

- Includes laminate top, wood end panel, steel modesty panels, and hardware for assembly and attachment to adjoining casegood. (Desk pedestal not included.)
- High-pressure laminate top has 3mm edgeband on user edge and 1mm edgeband on sides and back.
- Modesty panels are available with or without scallop wireway for cable management; scallop is centered at top of modesty panel.
- Glides provide 1" (25mm) adjustment range.
- Field assembled.

Specification Tips

- One X Series desk pedestal must be specified separately; nominal depth of desk pedestal must match nominal depth of corner top.
- Not for use as a stand-alone casegood. Half end panel must be attached to a return or bridge.
- Modesty panel height, cable management, and color selections apply to both modesty panels.

To Order, Specify:

- 1) Product number, including:

① Orientation:

- L Left-hand
- R Right-hand

② Modesty Panel Height:

- B 1/3 Height
- D 3/4 Height, add \$90.76 list
- F Full Height, add \$181.52 list

③ Modesty Panel Cable Management:

- N No Scallop
- S Scallop

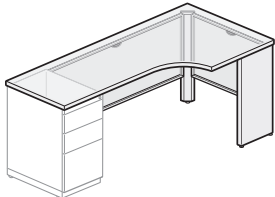
- 2) Laminate color for top.
- 3) Edge trim color for top.
- 4) Wood finish color for end panel.
- 5) Trim color for modesty panels.

*Note: Desk pedestal must be specified separately.

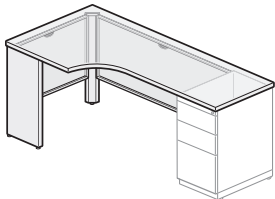
X Series Extended Corners

Extended Curved Wrap-Around Pedestal Corner — Wood Top with Steel End Panel

Width	Length	Number	End Panel - Steel Trim A		End Panel - Steel Trim B			
			Modesty - Steel Trim A	Trim B	Modesty - Steel Trim A	Trim B		
Top — Wood Group A — 29" (737mm) High, 18" / 18" (457mm) Deep								
36" (914mm)	60" (1524mm)	JDAW-3660-KA	S	33	\$2610.61	\$2720.17	\$2656.83	\$2766.39
	72" (1829mm)	JDAW-3672-KA	S	33	2857.45	2980.69	2903.67	3026.91
48" (1219mm)	60" (1524mm)	JDAW-4860-KA	S	33	\$2857.45	\$2980.69	\$2903.67	\$3026.91
	72" (1829mm)	JDAW-4872-KA	S	33	3104.29	3241.21	3150.51	3287.43
29" (737mm) High, 24" / 24" (610mm) Deep								
36" (914mm)	60" (1524mm)	JDAW-3660-KA	S	44	\$2699.53	\$2809.09	\$2745.75	\$2855.31
	72" (1829mm)	JDAW-3672-KA	S	44	2946.37	3069.61	2992.59	3115.83
48" (1219mm)	60" (1524mm)	JDAW-4860-KA	S	44	\$2946.37	\$3069.61	\$2992.59	\$3115.83
	72" (1829mm)	JDAW-4872-KA	S	44	3193.21	3330.13	3239.43	3376.35
29" (737mm) High, 30" / 30" (762mm) Deep								
48" (1219mm)	60" (1524mm)	JDAW-4860-KA	S	55	\$3035.29	\$3158.53	\$3081.51	\$3204.75
	72" (1829mm)	JDAW-4872-KA	S	55	3282.13	3419.05	3328.35	3465.27
Top — Wood Group B — 29" (737mm) High, 18" / 18" (457mm) Deep								
36" (914mm)	60" (1524mm)	JDAW-3660-KA	S	33	\$2837.11	\$2946.67	\$2883.33	\$2992.89
	72" (1829mm)	JDAW-3672-KA	S	33	3127.99	3251.23	3174.21	3297.45
48" (1219mm)	60" (1524mm)	JDAW-4860-KA	S	33	\$3127.99	\$3251.23	\$3174.21	\$3297.45
	72" (1829mm)	JDAW-4872-KA	S	33	3418.87	3555.79	3465.09	3602.01
29" (737mm) High, 24" / 24" (610mm) Deep								
36" (914mm)	60" (1524mm)	JDAW-3660-KA	S	44	\$2941.87	\$3051.43	\$2988.09	\$3097.65
	72" (1829mm)	JDAW-3672-KA	S	44	3232.75	3355.99	3278.97	3402.21
48" (1219mm)	60" (1524mm)	JDAW-4860-KA	S	44	\$3232.75	\$3355.99	\$3278.97	\$3402.21
	72" (1829mm)	JDAW-4872-KA	S	44	3523.63	3660.55	3569.85	3706.77
29" (737mm) High, 30" / 30" (762mm) Deep								
48" (1219mm)	60" (1524mm)	JDAW-4860-KA	S	55	\$3337.51	\$3460.75	\$3383.73	\$3506.97
	72" (1829mm)	JDAW-4872-KA	S	55	3628.39	3765.31	3674.61	3811.53



JDAW-KALSD544
(Left-Hand)



JDAW-KARSD544
(Right-Hand)

Features

- Includes wood top, steel end panel, steel modesty panels, and hardware for assembly and attachment to adjoining casegood. (Desk pedestal not included.)
- Wood veneer top has 3mm edgeband on user edge and 1mm edgeband on sides and back.
- Modesty panels are available with or without scallop wireway for cable management; scallop is centered at top of modesty panel.
- Glides provide 1" (25mm) adjustment range.
- Field assembled.

Specification Tips

- One X Series desk pedestal must be specified separately; nominal depth of desk pedestal must match nominal depth of corner top.
- Not for use as a stand-alone casegood. Half end panel must be attached to a return or bridge.
- Modesty panel height, cable management, and color selections apply to both modesty panels.

To Order, Specify:

- 1) Product number, including:

① Orientation:

- L Left-hand
- R Right-hand

② Modesty Panel Height:

- B 1/3 Height
- D 3/4 Height, add \$90.76 list
- F Full Height, add \$181.52 list

③ Modesty Panel Cable Management:

- N No Scallop
- S Scallop

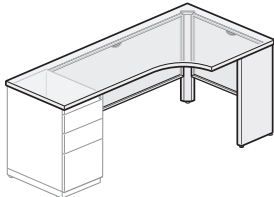
- 2) Wood finish color for top.
- 3) Trim color for end panel.
- 4) Trim color for modesty panels.

*Note: Desk pedestal must be specified separately.

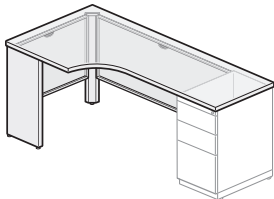
X Series Extended Corners

Extended Curved Wrap-Around Pedestal Corner — Wood Top with Laminate End Panel

Width	Length	Number	① ② ③	End Panel - Laminate A		End Panel - Laminate B		
				Modesty - Steel Trim A	Trim B	Modesty - Steel Trim A	Trim B	
Top — Wood Group A — 29" (737mm) High, 18" / 18" (457mm) Deep								
36" (914mm)	60" (1524mm)	JDAW-3660-KA	L	33	\$2461.59	\$2571.15	\$2495.43	\$2604.99
	72" (1829mm)	JDAW-3672-KA	L	33	2708.43	2831.67	2742.27	2865.51
48" (1219mm)	60" (1524mm)	JDAW-4860-KA	L	33	\$2708.43	\$2831.67	\$2742.27	\$2865.51
	72" (1829mm)	JDAW-4872-KA	L	33	2955.27	3092.19	2989.11	3126.03
29" (737mm) High, 24" / 24" (610mm) Deep								
36" (914mm)	60" (1524mm)	JDAW-3660-KA	L	44	\$2550.51	\$2660.07	\$2584.35	\$2693.91
	72" (1829mm)	JDAW-3672-KA	L	44	2797.35	2920.59	2831.19	2954.43
48" (1219mm)	60" (1524mm)	JDAW-4860-KA	L	44	\$2797.35	\$2920.59	\$2831.19	\$2954.43
	72" (1829mm)	JDAW-4872-KA	L	44	3044.19	3181.11	3078.03	3214.95
29" (737mm) High, 30" / 30" (762mm) Deep								
48" (1219mm)	60" (1524mm)	JDAW-4860-KA	L	55	\$2886.27	\$3009.51	\$2920.11	\$3043.35
	72" (1829mm)	JDAW-4872-KA	L	55	3133.11	3270.03	3166.95	3303.87
Top — Wood Group B — 29" (737mm) High, 18" / 18" (457mm) Deep								
36" (914mm)	60" (1524mm)	JDAW-3660-KA	L	33	\$2688.09	\$2797.65	\$2721.93	\$2831.49
	72" (1829mm)	JDAW-3672-KA	L	33	2978.97	3102.21	3012.81	3136.05
48" (1219mm)	60" (1524mm)	JDAW-4860-KA	L	33	\$2978.97	\$3102.21	\$3012.81	\$3136.05
	72" (1829mm)	JDAW-4872-KA	L	33	3269.85	3406.77	3303.69	3440.61
29" (737mm) High, 24" / 24" (610mm) Deep								
36" (914mm)	60" (1524mm)	JDAW-3660-KA	L	44	\$2792.85	\$2902.41	\$2826.69	\$2936.25
	72" (1829mm)	JDAW-3672-KA	L	44	3083.73	3206.97	3117.57	3240.81
48" (1219mm)	60" (1524mm)	JDAW-4860-KA	L	44	\$3083.73	\$3206.97	\$3117.57	\$3240.81
	72" (1829mm)	JDAW-4872-KA	L	44	3374.61	3511.53	3408.45	3545.37
29" (737mm) High, 30" / 30" (762mm) Deep								
48" (1219mm)	60" (1524mm)	JDAW-4860-KA	L	55	\$3188.49	\$3311.73	\$3222.33	\$3345.57
	72" (1829mm)	JDAW-4872-KA	L	55	3479.37	3616.29	3513.21	3650.13



JDAW-KALLDS44
(Left-Hand)



JDAW-KARLDS44
(Right-Hand)

Features

- Includes wood top, laminate end panel, steel modesty panels, and hardware for assembly and attachment to adjoining casegood. (Desk pedestal not included.)
- Wood veneer top has 3mm edgeband on user edge and 1mm edgeband on sides and back.
- Modesty panels are available with or without scallop wireway for cable management; scallop is centered at top of modesty panel.
- Glides provide 1" (25mm) adjustment range.
- Field assembled.

Specification Tips

- One X Series desk pedestal must be specified separately; nominal depth of desk pedestal must match nominal depth of corner top.
- Not for use as a stand-alone casegood. Half end panel must be attached to a return or bridge.
- Modesty panel height, cable management, and color selections apply to both modesty panels.

To Order, Specify:

- 1) Product number, including:

① Orientation:

- L Left-hand
- R Right-hand

② Modesty Panel Height:

- B 1/3 Height
- D 3/4 Height, add \$90.76 list
- F Full Height, add \$181.52 list

③ Modesty Panel Cable Management:

- N No Scallop
- S Scallop

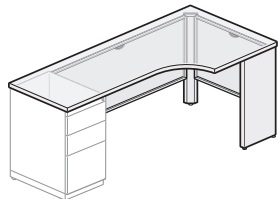
- 2) Wood finish color for top.
- 3) Laminate color for end panel.
- 4) Edge trim color for end panel.
- 5) Trim color for modesty panels.

*Note: Desk pedestal must be specified separately.

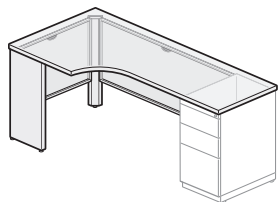
X Series Extended Corners

Extended Curved Wrap-Around Pedestal Corner — Wood Top with Wood End Panel

Width	Length	Number	① ② ③	End Panel - Wood Group A		End Panel - Wood Group B		
				Modesty - Steel Trim A	Trim B	Modesty - Steel Trim A	Trim B	
Top — Wood Group A — 29" (737mm) High, 18" / 18" (457mm) Deep								
36" (914mm)	60" (1524mm)	JDAW-3660-KA	W	33	\$2694.52	\$2804.08	\$2811.30	\$2920.86
	72" (1829mm)	JDAW-3672-KA	W	33	2941.36	3064.60	3058.14	3181.38
48" (1219mm)	60" (1524mm)	JDAW-4860-KA	W	33	\$2941.36	\$3064.60	\$3058.14	\$3181.38
	72" (1829mm)	JDAW-4872-KA	W	33	3188.20	3325.12	3304.98	3441.90
29" (737mm) High, 24" / 24" (610mm) Deep								
36" (914mm)	60" (1524mm)	JDAW-3660-KA	W	44	\$2783.44	\$2893.00	\$2900.22	\$3009.78
	72" (1829mm)	JDAW-3672-KA	W	44	3030.28	3153.52	3147.06	3270.30
48" (1219mm)	60" (1524mm)	JDAW-4860-KA	W	44	\$3030.28	\$3153.52	\$3147.06	\$3270.30
	72" (1829mm)	JDAW-4872-KA	W	44	3277.12	3414.04	3393.90	3530.82
29" (737mm) High, 30" / 30" (762mm) Deep								
48" (1219mm)	60" (1524mm)	JDAW-4860-KA	W	55	\$3119.20	\$3242.44	\$3235.98	\$3359.22
	72" (1829mm)	JDAW-4872-KA	W	55	3366.04	3502.96	3482.82	3619.74
Top — Wood Group B — 29" (737mm) High, 18" / 18" (457mm) Deep								
36" (914mm)	60" (1524mm)	JDAW-3660-KA	W	33	\$2921.02	\$3030.58	\$3037.80	\$3147.36
	72" (1829mm)	JDAW-3672-KA	W	33	3211.90	3335.14	3328.68	3451.92
48" (1219mm)	60" (1524mm)	JDAW-4860-KA	W	33	\$3211.90	\$3335.14	\$3328.68	\$3451.92
	72" (1829mm)	JDAW-4872-KA	W	33	3502.78	3639.70	3619.56	3756.48
29" (737mm) High, 24" / 24" (610mm) Deep								
36" (914mm)	60" (1524mm)	JDAW-3660-KA	W	44	\$3025.78	\$3135.34	\$3142.56	\$3252.12
	72" (1829mm)	JDAW-3672-KA	W	44	3316.66	3439.90	3433.44	3556.68
48" (1219mm)	60" (1524mm)	JDAW-4860-KA	W	44	\$3316.66	\$3439.90	\$3433.44	\$3556.68
	72" (1829mm)	JDAW-4872-KA	W	44	3607.54	3744.46	3724.32	3861.24
29" (737mm) High, 30" / 30" (762mm) Deep								
48" (1219mm)	60" (1524mm)	JDAW-4860-KA	W	55	\$3421.42	\$3544.66	\$3538.20	\$3661.44
	72" (1829mm)	JDAW-4872-KA	W	55	3712.30	3849.22	3829.08	3966.00



JDAW-KALWDS44
(Left-Hand)



JDAW-KARWDS44
(Right-Hand)

Features

- Includes wood top, wood end panel, steel modesty panels, and hardware for assembly and attachment to adjoining casegood. (Desk pedestal not included.)
- Wood veneer top has 3mm edgeband on user edge and 1mm edgeband on sides and back.
- Modesty panels are available with or without scallop wireway for cable management; scallop is centered at top of modesty panel.
- Glides provide 1" (25mm) adjustment range.
- Field assembled.

Specification Tips

- One X Series desk pedestal must be specified separately; nominal depth of desk pedestal must match nominal depth of corner top.
- Not for use as a stand-alone casegood. Half end panel must be attached to a return or bridge.
- Modesty panel height, cable management, and color selections apply to both modesty panels.

To Order, Specify:

- 1) Product number, including:

① Orientation:

- L Left-hand
- R Right-hand

② Modesty Panel Height:

- B 1/3 Height
- D 3/4 Height, add \$90.76 list
- F Full Height, add \$181.52 list

③ Modesty Panel Cable Management:

- N No Scallop
- S Scallop

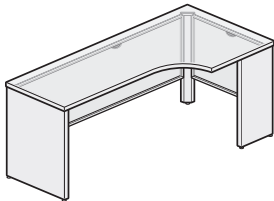
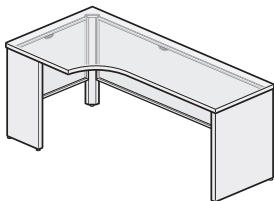
- 2) Wood finish color for top.
- 3) Wood finish color for end panel.
- 4) Trim color for modesty panels.

*Note: Desk pedestal must be specified separately.

X Series Extended Corners

Extended Curved Wrap-Around Corner — Laminate Top with Steel Full End Panel

Width	Length	Number	① ② ③	End Panels - Steel Trim A		End Panels - Steel Trim B		
				Modesty - Steel Trim A	Trim B	Modesty - Steel Trim A	Trim B	
Top — Laminate A — 29" (737mm) High, 18" / 18" (457mm) Deep								
36" (914mm)	60" (1524mm)	JDAL-3660-JF	S	33	\$2405.09	\$2514.65	\$2497.53	\$2607.09
	72" (1829mm)	JDAL-3672-JF	S	33	2651.93	2775.17	2744.37	2867.61
48" (1219mm)	60" (1524mm)	JDAL-4860-JF	S	33	\$2651.93	\$2775.17	\$2744.37	\$2867.61
	72" (1829mm)	JDAL-4872-JF	S	33	2898.77	3035.69	2991.21	3128.13
29" (737mm) High, 24" / 24" (610mm) Deep								
36" (914mm)	60" (1524mm)	JDAL-3660-JF	S	44	\$2509.55	\$2619.11	\$2615.61	\$2725.17
	72" (1829mm)	JDAL-3672-JF	S	44	2756.39	2879.63	2862.45	2985.69
48" (1219mm)	60" (1524mm)	JDAL-4860-JF	S	44	\$2756.39	\$2879.63	\$2862.45	\$2985.69
	72" (1829mm)	JDAL-4872-JF	S	44	3003.23	3140.15	3109.29	3246.21
29" (737mm) High, 30" / 30" (762mm) Deep								
48" (1219mm)	60" (1524mm)	JDAL-4860-JF	S	55	\$2860.85	\$2984.09	\$2980.53	\$3103.77
	72" (1829mm)	JDAL-4872-JF	S	55	3107.69	3244.61	3227.37	3364.29
Top — Laminate B — 29" (737mm) High, 18" / 18" (457mm) Deep								
36" (914mm)	60" (1524mm)	JDAL-3660-JF	S	33	\$2486.21	\$2595.77	\$2578.65	\$2688.21
	72" (1829mm)	JDAL-3672-JF	S	33	2752.85	2876.09	2845.29	2968.53
48" (1219mm)	60" (1524mm)	JDAL-4860-JF	S	33	\$2752.85	\$2876.09	\$2845.29	\$2968.53
	72" (1829mm)	JDAL-4872-JF	S	33	3019.49	3156.41	3111.93	3248.85
29" (737mm) High, 24" / 24" (610mm) Deep								
36" (914mm)	60" (1524mm)	JDAL-3660-JF	S	44	\$2597.87	\$2707.43	\$2703.93	\$2813.49
	72" (1829mm)	JDAL-3672-JF	S	44	2864.51	2987.75	2970.57	3093.81
48" (1219mm)	60" (1524mm)	JDAL-4860-JF	S	44	\$2864.51	\$2987.75	\$2970.57	\$3093.81
	72" (1829mm)	JDAL-4872-JF	S	44	3131.15	3268.07	3237.21	3374.13
29" (737mm) High, 30" / 30" (762mm) Deep								
48" (1219mm)	60" (1524mm)	JDAL-4860-JF	S	55	\$2976.17	\$3099.41	\$3095.85	\$3219.09
	72" (1829mm)	JDAL-4872-JF	S	55	3242.81	3379.73	3362.49	3499.41

JDAL-JFLSDS44
(Left-Hand)JDAL-JFRSDS44
(Right-Hand)

Features

- Includes laminate top, steel end panels, steel modesty panels, and hardware for assembly and attachment to adjoining casegood.
- High-pressure laminate top has 3mm edgeband on user edge and 1mm edgeband on sides and back.
- Modesty panels are available with or without scallop wireway for cable management; scallop is centered at top of modesty panel.
- Glides provide 1.5" (38mm) adjustment range.
- Field assembled.

Specification Tips

- Not for use as a stand-alone casegood. Half end panel must be attached to a return or bridge.
- Modesty panel height, cable management, and color selections apply to both modesty panels.
- When placing a mobile, attached, or suspended pedestal inside the corner, pedestal depth must be at least 6" (152mm) less than nominal depth of top. See table.

Corner/Pedestal Nominal Depths

Corner Depth	Pedestal Depth
18" (457mm)	N/A
24" (610mm)	18" (457mm)
30" (762mm)	24" (610mm)

To Order, Specify:

- 1) Product number, including:

① Orientation:

- L Left-hand
- R Right-hand

② Modesty Panel Height:

- B 1/3 Height
- D 3/4 Height, add \$90.76 list
- F Full Height, add \$181.52 list

③ Modesty Panel Cable Management:

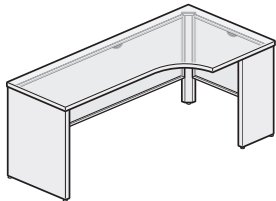
- N No Scallop
- S Scallop

- 2) Laminate color for top.
- 3) Edge trim color for top.
- 4) Trim color for end panels.
- 5) Trim color for modesty panels.

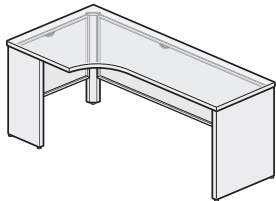
X Series Extended Corners

Extended Curved Wrap-Around Corner — Laminate Top with Laminate Full End Panel

Width	Length	Number	① ② ③	End Panels - Laminate A		End Panels - Laminate B		
				Modesty - Steel Trim A	Trim B	Modesty - Steel Trim A	Trim B	
Top — Laminate A — 29" (737mm) High, 18"/18" (457mm) Deep								
36" (914mm)	60" (1524mm)	JDAL-3660-JF	L	33	\$2107.05	\$2216.61	\$2174.73	\$2284.29
	72" (1829mm)	JDAL-3672-JF	L	33	2353.89	2477.13	2421.57	2544.81
48" (1219mm)	60" (1524mm)	JDAL-4860-JF	L	33	\$2353.89	\$2477.13	\$2421.57	\$2544.81
	72" (1829mm)	JDAL-4872-JF	L	33	2600.73	2737.65	2668.41	2805.33
29" (737mm) High, 24"/24" (610mm) Deep								
36" (914mm)	60" (1524mm)	JDAL-3660-JF	L	44	\$2211.51	\$2321.07	\$2280.21	\$2389.77
	72" (1829mm)	JDAL-3672-JF	L	44	2458.35	2581.59	2527.05	2650.29
48" (1219mm)	60" (1524mm)	JDAL-4860-JF	L	44	\$2458.35	\$2581.59	\$2527.05	\$2650.29
	72" (1829mm)	JDAL-4872-JF	L	44	2705.19	2842.11	2773.89	2910.81
29" (737mm) High, 30"/30" (762mm) Deep								
48" (1219mm)	60" (1524mm)	JDAL-4860-JF	L	55	\$2562.81	\$2686.05	\$2632.53	\$2755.77
	72" (1829mm)	JDAL-4872-JF	L	55	2809.65	2946.57	2879.37	3016.29
Top — Laminate B — 29" (737mm) High, 18"/18" (457mm) Deep								
36" (914mm)	60" (1524mm)	JDAL-3660-JF	L	33	\$2188.17	\$2297.73	\$2255.85	\$2365.41
	72" (1829mm)	JDAL-3672-JF	L	33	2454.81	2578.05	2522.49	2645.73
48" (1219mm)	60" (1524mm)	JDAL-4860-JF	L	33	\$2454.81	\$2578.05	\$2522.49	\$2645.73
	72" (1829mm)	JDAL-4872-JF	L	33	2721.45	2858.37	2789.13	2926.05
29" (737mm) High, 24"/24" (610mm) Deep								
36" (914mm)	60" (1524mm)	JDAL-3660-JF	L	44	\$2299.83	\$2409.39	\$2368.53	\$2478.09
	72" (1829mm)	JDAL-3672-JF	L	44	2566.47	2689.71	2635.17	2758.41
48" (1219mm)	60" (1524mm)	JDAL-4860-JF	L	44	\$2566.47	\$2689.71	\$2635.17	\$2758.41
	72" (1829mm)	JDAL-4872-JF	L	44	2833.11	2970.03	2901.81	3038.73
29" (737mm) High, 30"/30" (762mm) Deep								
48" (1219mm)	60" (1524mm)	JDAL-4860-JF	L	55	\$2678.13	\$2801.37	\$2747.85	\$2871.09
	72" (1829mm)	JDAL-4872-JF	L	55	2944.77	3081.69	3014.49	3151.41



JDAL-JFLD544
(Left-Hand)



JDAL-JFRLD544
(Right-Hand)

Features

- Includes laminate top, laminate end panels, steel modesty panels, and hardware for assembly and attachment to adjoining casegood.
- High-pressure laminate top has 3mm edgeband on user edge and 1mm edgeband on sides and back.
- Modesty panels are available with or without scallop wireway for cable management; scallop is centered at top of modesty panel.
- Glides provide 1.5" (38mm) adjustment range.
- Field assembled.

Specification Tips

- Not for use as a stand-alone casegood. Half end panel must be attached to a return or bridge.
- Modesty panel height, cable management, and color selections apply to both modesty panels.
- When placing a mobile, attached, or suspended pedestal inside the corner, pedestal depth must be at least 6" (152mm) less than nominal depth of top. See table.

Corner/Pedestal Nominal Depths

Corner Depth	Pedestal Depth
18" (457mm)	N/A
24" (610mm)	18" (457mm)
30" (762mm)	24" (610mm)

To Order, Specify:

- 1) Product number, including:

① Orientation:

- L Left-hand
- R Right-hand

② Modesty Panel Height:

- B 1/3 Height
- D 3/4 Height, add \$90.76 list
- F Full Height, add \$181.52 list

③ Modesty Panel Cable Management:

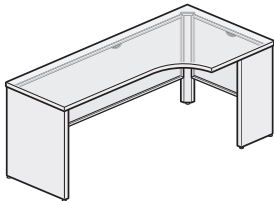
- N No Scallop
- S Scallop

- 2) Laminate color for top.
- 3) Edge trim color for top.
- 4) Laminate color for end panels.
- 5) Edge trim color for end panels.
- 6) Trim color for modesty panels.

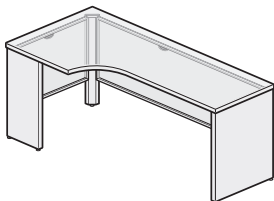
X Series Extended Corners

Extended Curved Wrap-Around Corner — Laminate Top with Wood Full End Panel

Width	Length	Number	End Panels - Wood Group A		End Panels - Wood Group B		
			Modesty - Steel Trim A	Trim B	Modesty - Steel Trim A	Trim B	
Top — Laminate A — 29" (737mm) High, 18" / 18" (457mm) Deep							
36" (914mm)	60" (1524mm)	JDAL-3660-JF W	33	\$2572.91	\$2682.47	\$2806.47	\$2916.03
	72" (1829mm)	JDAL-3672-JF W	33	2819.75	2942.99	3053.31	3176.55
48" (1219mm)	60" (1524mm)	JDAL-4860-JF W	33	\$2819.75	\$2942.99	\$3053.31	\$3176.55
	72" (1829mm)	JDAL-4872-JF W	33	3066.59	3203.51	3300.15	3437.07
29" (737mm) High, 24" / 24" (610mm) Deep							
36" (914mm)	60" (1524mm)	JDAL-3660-JF W	44	\$2677.37	\$2786.93	\$2913.63	\$3023.19
	72" (1829mm)	JDAL-3672-JF W	44	2924.21	3047.45	3160.47	3283.71
48" (1219mm)	60" (1524mm)	JDAL-4860-JF W	44	\$2924.21	\$3047.45	\$3160.47	\$3283.71
	72" (1829mm)	JDAL-4872-JF W	44	3171.05	3307.97	3407.31	3544.23
29" (737mm) High, 30" / 30" (762mm) Deep							
48" (1219mm)	60" (1524mm)	JDAL-4860-JF W	55	\$3028.67	\$3151.91	\$3267.63	\$3390.87
	72" (1829mm)	JDAL-4872-JF W	55	3275.51	3412.43	3514.47	3651.39
Top — Laminate B — 29" (737mm) High, 18" / 18" (457mm) Deep							
36" (914mm)	60" (1524mm)	JDAL-3660-JF W	33	\$2654.03	\$2763.59	\$2887.59	\$2997.15
	72" (1829mm)	JDAL-3672-JF W	33	2920.67	3043.91	3154.23	3277.47
48" (1219mm)	60" (1524mm)	JDAL-4860-JF W	33	\$2920.67	\$3043.91	\$3154.23	\$3277.47
	72" (1829mm)	JDAL-4872-JF W	33	3187.31	3324.23	3420.87	3557.79
29" (737mm) High, 24" / 24" (610mm) Deep							
36" (914mm)	60" (1524mm)	JDAL-3660-JF W	44	\$2765.69	\$2875.25	\$3001.95	\$3111.51
	72" (1829mm)	JDAL-3672-JF W	44	3032.33	3155.57	3268.59	3391.83
48" (1219mm)	60" (1524mm)	JDAL-4860-JF W	44	\$3032.33	\$3155.57	\$3268.59	\$3391.83
	72" (1829mm)	JDAL-4872-JF W	44	3298.97	3435.89	3535.23	3672.15
29" (737mm) High, 30" / 30" (762mm) Deep							
48" (1219mm)	60" (1524mm)	JDAL-4860-JF W	55	\$3143.99	\$3267.23	\$3382.95	\$3506.19
	72" (1829mm)	JDAL-4872-JF W	55	3410.63	3547.55	3649.59	3786.51



JDAL-JFLWDS44
(Left-Hand)



JDAL-JFRWDS44
(Right-Hand)

Features

- Includes laminate top, wood end panels, steel modesty panels, and hardware for assembly and attachment to adjoining casegood.
- High-pressure laminate top has 3mm edgeband on user edge and 1mm edgeband on sides and back.
- Modesty panels are available with or without scallop wireway for cable management; scallop is centered at top of modesty panel.
- Glides provide 1.5" (38mm) adjustment range.
- Field assembled.

Specification Tips

- Not for use as a stand-alone casegood. Half end panel must be attached to a return or bridge.
- Modesty panel height, cable management, and color selections apply to both modesty panels.
- When placing a mobile, attached, or suspended pedestal inside the corner, pedestal depth must be at least 6" (152mm) less than nominal depth of top. See table.

Corner/Pedestal Nominal Depths

Corner Depth	Pedestal Depth
18" (457mm)	N/A
24" (610mm)	18" (457mm)
30" (762mm)	24" (610mm)

To Order, Specify:

- 1) Product number, including:

1 Orientation:

- L Left-hand
- R Right-hand

2 Modesty Panel Height:

- B 1/3 Height
- D 3/4 Height, add \$90.76 list
- F Full Height, add \$181.52 list

3 Modesty Panel Cable Management:

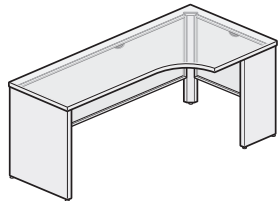
- N No Scallop
- S Scallop

- 2) Laminate color for top.
- 3) Edge trim color for top.
- 4) Wood finish color for end panels.
- 5) Trim color for modesty panels.

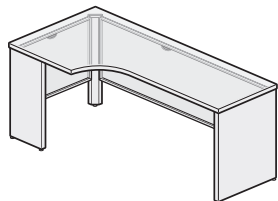
X Series Extended Corners

Extended Curved Wrap-Around Corner — Wood Top with Steel Full End Panel

Width	Length	Number	End Panels - Steel Trim A		End Panels - Steel Trim B			
			Modesty - Steel Trim A	Trim B	Modesty - Steel Trim A	Trim B		
Top — Wood Group A — 29”(737mm) High, 18”/18”(457mm) Deep								
36”(914mm)	60”(1524mm)	JDAW-3660-KF	S	33	\$3182.66	\$3292.22	\$3275.10	\$3384.66
	72”(1829mm)	JDAW-3672-KF	S	33	3429.50	3552.74	3521.94	3645.18
48”(1219mm)	60”(1524mm)	JDAW-4860-KF	S	33	\$3429.50	\$3552.74	\$3521.94	\$3645.18
	72”(1829mm)	JDAW-4872-KF	S	33	3676.34	3813.26	3768.78	3905.70
29”(737mm) High, 24”/24”(610mm) Deep								
36”(914mm)	60”(1524mm)	JDAW-3660-KF	S	44	\$3287.12	\$3396.68	\$3393.18	\$3502.74
	72”(1829mm)	JDAW-3672-KF	S	44	3533.96	3657.20	3640.02	3763.26
48”(1219mm)	60”(1524mm)	JDAW-4860-KF	S	44	\$3533.96	\$3657.20	\$3640.02	\$3763.26
	72”(1829mm)	JDAW-4872-KF	S	44	3780.80	3917.72	3886.86	4023.78
29”(737mm) High, 30”/30”(762mm) Deep								
48”(1219mm)	60”(1524mm)	JDAW-4860-KF	S	55	\$3638.42	\$3761.66	\$3758.10	\$3881.34
	72”(1829mm)	JDAW-4872-KF	S	55	3885.26	4022.18	4004.94	4141.86
Top — Wood Group B — 29”(737mm) High, 18”/18”(457mm) Deep								
36”(914mm)	60”(1524mm)	JDAW-3660-KF	S	33	\$3409.16	\$3518.72	\$3501.60	\$3611.16
	72”(1829mm)	JDAW-3672-KF	S	33	3700.04	3823.28	3792.48	3915.72
48”(1219mm)	60”(1524mm)	JDAW-4860-KF	S	33	\$3700.04	\$3823.28	\$3792.48	\$3915.72
	72”(1829mm)	JDAW-4872-KF	S	33	3990.92	4127.84	4083.36	4220.28
29”(737mm) High, 24”/24”(610mm) Deep								
36”(914mm)	60”(1524mm)	JDAW-3660-KF	S	44	\$3529.46	\$3639.02	\$3635.52	\$3745.08
	72”(1829mm)	JDAW-3672-KF	S	44	3820.34	3943.58	3926.40	4049.64
48”(1219mm)	60”(1524mm)	JDAW-4860-KF	S	44	\$3820.34	\$3943.58	\$3926.40	\$4049.64
	72”(1829mm)	JDAW-4872-KF	S	44	4111.22	4248.14	4217.28	4354.20
29”(737mm) High, 30”/30”(762mm) Deep								
48”(1219mm)	60”(1524mm)	JDAW-4860-KF	S	55	\$3940.64	\$4063.88	\$4060.32	\$4183.56
	72”(1829mm)	JDAW-4872-KF	S	55	4231.52	4368.44	4351.20	4488.12



JDAW-KFLSDS44 (Left-Hand)



JDAW-KFRSDS44 (Right-Hand)

Features

- Includes wood top, steel end panels, steel modesty panels, and hardware for assembly and attachment to adjoining casegood.
- Wood veneer top has 3mm edgeband on user edge and 1mm edgeband on sides and back.
- Modesty panels are available with or without scallop wireway for cable management; scallop is centered at top of modesty panel.
- Glides provide 1.5”(38mm) adjustment range.
- Field assembled.

Specification Tips

- Not for use as a stand-alone casegood. Half end panel must be attached to a return or bridge.
- Modesty panel height, cable management, and color selections apply to both modesty panels.
- When placing a mobile, attached, or suspended pedestal inside the corner, pedestal depth must be at least 6”(152mm) less than nominal depth of top. See table.

Corner/Pedestal Nominal Depths

Corner Depth	Pedestal Depth
18”(457mm)	N/A
24”(610mm)	18”(457mm)
30”(762mm)	24”(610mm)

To Order, Specify:

- 1) Product number, including:

1 Orientation:

- L Left-hand
- R Right-hand

2 Modesty Panel Height:

- B 1/3 Height
- D 3/4 Height, add \$90.76 list
- F Full Height, add \$181.52 list

3 Modesty Panel Cable Management:

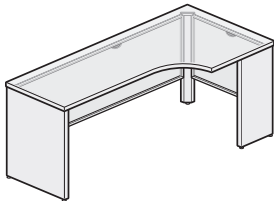
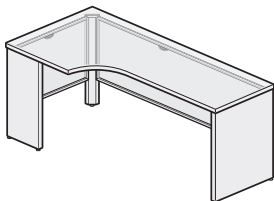
- N No Scallop
- S Scallop

- 2) Wood color for top.
- 3) Trim color for end panels.
- 4) Trim color for modesty panels.

X Series Extended Corners

Extended Curved Wrap-Around Corner — Wood Top with Laminate Full End Panel

Width	Length	Number	① ② ③	End Panels - Laminate A		End Panels - Laminate B		
				Modesty - Steel Trim A	Trim B	Modesty - Steel Trim A	Trim B	
Top — Wood Group A — 29" (737mm) High, 18" / 18" (457mm) Deep								
36" (914mm)	60" (1524mm)	JDAW-3660-KF	L	33	\$2884.62	\$2994.18	\$2952.30	\$3061.86
	72" (1829mm)	JDAW-3672-KF	L	33	3131.46	3254.70	3199.14	3322.38
48" (1219mm)	60" (1524mm)	JDAW-4860-KF	L	33	\$3131.46	\$3254.70	\$3199.14	\$3322.38
	72" (1829mm)	JDAW-4872-KF	L	33	3378.30	3515.22	3445.98	3582.90
29" (737mm) High, 24" / 24" (610mm) Deep								
36" (914mm)	60" (1524mm)	JDAW-3660-KF	L	44	\$2989.08	\$3098.64	\$3057.78	\$3167.34
	72" (1829mm)	JDAW-3672-KF	L	44	3235.92	3359.16	3304.62	3427.86
48" (1219mm)	60" (1524mm)	JDAW-4860-KF	L	44	\$3235.92	\$3359.16	\$3304.62	\$3427.86
	72" (1829mm)	JDAW-4872-KF	L	44	3482.76	3619.68	3551.46	3688.38
29" (737mm) High, 30" / 30" (762mm) Deep								
48" (1219mm)	60" (1524mm)	JDAW-4860-KF	L	55	\$3340.38	\$3463.62	\$3410.10	\$3533.34
	72" (1829mm)	JDAW-4872-KF	L	55	3587.22	3724.14	3656.94	3793.86
Top — Wood Group B — 29" (737mm) High, 18" / 18" (457mm) Deep								
36" (914mm)	60" (1524mm)	JDAW-3660-KF	L	33	\$3111.12	\$3220.68	\$3178.80	\$3288.36
	72" (1829mm)	JDAW-3672-KF	L	33	3402.00	3525.24	3469.68	3592.92
48" (1219mm)	60" (1524mm)	JDAW-4860-KF	L	33	\$3402.00	\$3525.24	\$3469.68	\$3592.92
	72" (1829mm)	JDAW-4872-KF	L	33	3692.88	3829.80	3760.56	3897.48
29" (737mm) High, 24" / 24" (610mm) Deep								
36" (914mm)	60" (1524mm)	JDAW-3660-KF	L	44	\$3231.42	\$3340.98	\$3300.12	\$3409.68
	72" (1829mm)	JDAW-3672-KF	L	44	3522.30	3645.54	3591.00	3714.24
48" (1219mm)	60" (1524mm)	JDAW-4860-KF	L	44	\$3522.30	\$3645.54	\$3591.00	\$3714.24
	72" (1829mm)	JDAW-4872-KF	L	44	3813.18	3950.10	3881.88	4018.80
29" (737mm) High, 30" / 30" (762mm) Deep								
48" (1219mm)	60" (1524mm)	JDAW-4860-KF	L	55	\$3642.60	\$3765.84	\$3712.32	\$3835.56
	72" (1829mm)	JDAW-4872-KF	L	55	3933.48	4070.40	4003.20	4140.12

JDAW-KFLD544
(Left-Hand)JDAW-KFRLD544
(Right-Hand)

Features

- Includes wood top, laminate end panels, steel modesty panels, and hardware for assembly and attachment to adjoining casegood.
- Wood veneer top has 3mm edgeband on user edge and 1mm edgeband on sides and back.
- Modesty panels are available with or without scallop wireway for cable management; scallop is centered at top of modesty panel.
- Glides provide 1.5" (38mm) adjustment range.
- Field assembled.

Specification Tips

- Not for use as a stand-alone casegood. Half end panel must be attached to a return or bridge.
- Modesty panel height, cable management, and color selections apply to both modesty panels.
- When placing a mobile, attached, or suspended pedestal inside the corner, pedestal depth must be at least 6" (152mm) less than nominal depth of top. See table.

Corner/Pedestal Nominal Depths

Corner Depth	Pedestal Depth
18" (457mm)	N/A
24" (610mm)	18" (457mm)
30" (762mm)	24" (610mm)

To Order, Specify:

- 1) Product number, including:

① Orientation:

- L Left-hand
- R Right-hand

② Modesty Panel Height:

- B 1/3 Height
- D 3/4 Height, add \$90.76 list
- F Full Height, add \$181.52 list

③ Modesty Panel Cable Management:

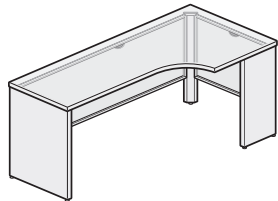
- N No Scallop
- S Scallop

- 2) Wood finish color for top.
- 3) Laminate color for end panels.
- 4) Edge trim color for end panels.
- 5) Trim color for modesty panels.

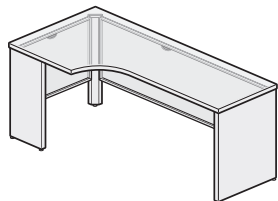
X Series Extended Corners

Extended Curved Wrap-Around Corner — Wood Top with Wood Full End Panel

Width	Length	Number	① ② ③	End Panels - Wood Group A		End Panels - Wood Group B		
				Modesty - Steel Trim A	Trim B	Modesty - Steel Trim A	Trim B	
Top — Wood Group A — 29" (737mm) High, 18" / 18" (457mm) Deep								
36" (914mm)	60" (1524mm)	JDAW-3660-KF	W	33	\$3350.48	\$3460.04	\$3584.04	\$3693.60
	72" (1829mm)	JDAW-3672-KF	W	33	3597.32	3720.56	3830.88	3954.12
48" (1219mm)	60" (1524mm)	JDAW-4860-KF	W	33	\$3597.32	\$3720.56	\$3830.88	\$3954.12
	72" (1829mm)	JDAW-4872-KF	W	33	3844.16	3981.08	4077.72	4214.64
29" (737mm) High, 24" / 24" (610mm) Deep								
36" (914mm)	60" (1524mm)	JDAW-3660-KF	W	44	\$3454.94	\$3564.50	\$3691.20	\$3800.76
	72" (1829mm)	JDAW-3672-KF	W	44	3701.78	3825.02	3938.04	4061.28
48" (1219mm)	60" (1524mm)	JDAW-4860-KF	W	44	\$3701.78	\$3825.02	\$3938.04	\$4061.28
	72" (1829mm)	JDAW-4872-KF	W	44	3948.62	4085.54	4184.88	4321.80
29" (737mm) High, 30" / 30" (762mm) Deep								
48" (1219mm)	60" (1524mm)	JDAW-4860-KF	W	55	\$3806.24	\$3929.48	\$4045.20	\$4168.44
	72" (1829mm)	JDAW-4872-KF	W	55	4053.08	4190.00	4292.04	4428.96
Top — Wood Group B — 29" (737mm) High, 18" / 18" (457mm) Deep								
36" (914mm)	60" (1524mm)	JDAW-3660-KF	W	33	\$3576.98	\$3686.54	\$3810.54	\$3920.10
	72" (1829mm)	JDAW-3672-KF	W	33	3867.86	3991.10	4101.42	4224.66
48" (1219mm)	60" (1524mm)	JDAW-4860-KF	W	33	\$3867.86	\$3991.10	\$4101.42	\$4224.66
	72" (1829mm)	JDAW-4872-KF	W	33	4158.74	4295.66	4392.30	4529.22
29" (737mm) High, 24" / 24" (610mm) Deep								
36" (914mm)	60" (1524mm)	JDAW-3660-KF	W	44	\$3697.28	\$3806.84	\$3933.54	\$4043.10
	72" (1829mm)	JDAW-3672-KF	W	44	3988.16	4111.40	4224.42	4347.66
48" (1219mm)	60" (1524mm)	JDAW-4860-KF	W	44	\$3988.16	\$4111.40	\$4224.42	\$4347.66
	72" (1829mm)	JDAW-4872-KF	W	44	4279.04	4415.96	4515.30	4652.22
29" (737mm) High, 30" / 30" (762mm) Deep								
48" (1219mm)	60" (1524mm)	JDAW-4860-KF	W	55	\$4108.46	\$4231.70	\$4347.42	\$4470.66
	72" (1829mm)	JDAW-4872-KF	W	55	4399.34	4536.26	4638.30	4775.22



JDAW-KFLWDS44 (Left-Hand)



JDAW-KFRWDS44 (Right-Hand)

Features

- Includes wood top, wood end panels, steel modesty panels, and hardware for assembly and attachment to adjoining casegood.
- Wood veneer top has 3mm edgeband on user edge and 1mm edgeband on sides and back.
- Modesty panels are available with or without scallop wireway for cable management; scallop is centered at top of modesty panel.
- Glides provide 1.5" (38mm) adjustment range.
- Field assembled.

Specification Tips

- Not for use as a stand-alone casegood. Half end panel must be attached to a return or bridge.
- Modesty panel height, cable management, and color selections apply to both modesty panels.
- When placing a mobile, attached, or suspended pedestal inside the corner, pedestal depth must be at least 6" (152mm) less than nominal depth of top. See table.

Corner/Pedestal Nominal Depths

Corner Depth	Pedestal Depth
18" (457mm)	N/A
24" (610mm)	18" (457mm)
30" (762mm)	24" (610mm)

To Order, Specify:

- 1) Product number, including:

① Orientation:

- L Left-hand
- R Right-hand

② Modesty Panel Height:

- B 1/3 Height
- D 3/4 Height, add \$90.76 list
- F Full Height, add \$181.52 list

③ Modesty Panel Cable Management:

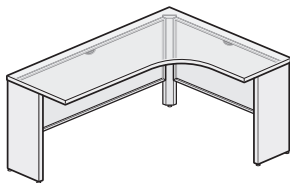
- N No Scallop
- S Scallop

- 2) Wood finish color for top.
- 3) Wood finish color for end panels.
- 4) Trim color for modesty panels.

X Series Extended Transitional Corners

Extended Transitional Wrap-Around Corner — Laminate Top with Steel End Panels

Width	Length	Number	①②	End Panels - Steel Trim A		End Panels - Steel Trim B	
				Modesty - Steel Trim A	Trim B	Modesty - Steel Trim A	Trim B
Left-Hand Orientation							
Top — Laminate A							
29"(737mm) High, 18"(457mm) Deep Left/24"(610mm) Deep Right							
36"(914mm)	48"(1219mm)	JDAL-3648-JHLS	34	\$2202.71	\$2298.59	\$2295.15	\$2391.03
29"(737mm) High, 24"(610mm) Deep Left/18"(457mm) Deep Right							
36"(914mm)	48"(1219mm)	JDAL-3648-JHLS	43	\$2202.71	\$2298.59	\$2295.15	\$2391.03
29"(737mm) High, 24"(610mm) Deep Left/30"(762mm) Deep Right							
36"(914mm)	48"(1219mm)	JDAL-3648-JHLS	45	\$2291.63	\$2387.51	\$2384.07	\$2479.95
Top — Laminate B							
29"(737mm) High, 18"(457mm) Deep Left/24"(610mm) Deep Right							
36"(914mm)	48"(1219mm)	JDAL-3648-JHLS	34	\$2267.63	\$2363.51	\$2360.07	\$2455.95
29"(737mm) High, 24"(610mm) Deep Left /18"(457mm) Deep Right							
36"(914mm)	48"(1219mm)	JDAL-3648-JHLS	43	\$2267.63	\$2363.51	\$2360.07	\$2455.95
29"(737mm) High, 24"(610mm) Deep Left /30"(762mm) Deep Right							
36"(914mm)	48"(1219mm)	JDAL-3648-JHLS	45	\$2363.75	\$2459.63	\$2456.19	\$2552.07
Right-Hand Orientation							
Top — Laminate A							
29"(737mm) High, 18"(457mm) Deep Left/24"(610mm) Deep Right							
36"(914mm)	48"(1219mm)	JDAL-3648-JHRS	34	\$2202.71	\$2298.59	\$2295.15	\$2391.03
29"(737mm) High, 24"(610mm) Deep Left/18"(457mm) Deep Right							
36"(914mm)	48"(1219mm)	JDAL-3648-JHRS	43	\$2202.71	\$2298.59	\$2295.15	\$2391.03
29"(737mm) High, 30"(762mm) Deep Left/24"(610mm) Deep Right							
36"(914mm)	48"(1219mm)	JDAL-3648-JHRS	54	\$2291.63	\$2387.51	\$2384.07	\$2479.95
Top — Laminate B							
29"(737mm) High, 18"(457mm) Deep Left/24"(610mm) Deep Right							
36"(914mm)	48"(1219mm)	JDAL-3648-JHRS	34	\$2267.63	\$2363.51	\$2360.07	\$2455.95
29"(737mm) High, 24"(610mm) Deep Left /18"(457mm) Deep Right							
36"(914mm)	48"(1219mm)	JDAL-3648-JHRS	43	\$2267.63	\$2363.51	\$2360.07	\$2455.95
29"(737mm) High, 30"(762mm) Deep Left /24"(610mm) Deep Right							
36"(914mm)	48"(1219mm)	JDAL-3648-JHRS	54	\$2363.75	\$2459.63	\$2456.19	\$2552.07



JDAL-JHLSDS
(Left-Hand)

Features

- Includes laminate top, steel end panels, steel modesty panels, and hardware for assembly and attachment to adjoining casegood.
- High-pressure laminate top has 3mm edgeband on user edge and 1mm edgeband on sides and back.
- Modesty panels are available with or without scallop wireway for cable management; scallop is centered at top of modesty panel.
- Glides provide 1.5"(38mm) adjustment range.
- Field assembled.

Specification Tips

- Not for use as a stand-alone casegood. Half end panels must be attached to a return or bridge.
- Top has a 6"(152mm) depth difference at each end. Specify adjoining casegoods accordingly.
- Modesty panel height, cable management, and color selections apply to both modesty panels.

To Order, Specify:

- 1) Product number, including:

① Modesty Panel Height:

- B** 1/3 Height
- D** 3/4 Height, add **\$90.76** list
- F** Full Height, add **\$181.52** list

② Modesty Panel Cable Management:

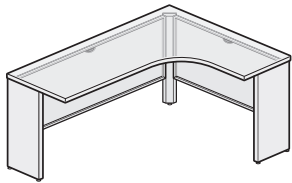
- N** No Scallop
- S** Scallop

- 2) Laminate color for top.
- 3) Edge trim color for top.
- 4) Trim color for end panels.
- 5) Trim color for modesty panels.

X Series Extended Transitional Corners

Extended Transitional Wrap-Around Corner — Laminate Top with Laminate End Panels

Width	Length	Number	End Panels - Laminate A		End Panels - Laminate B	
			Modesty - Steel Trim A	Trim B	Modesty - Steel Trim A	Trim B
Left-Hand Configuration						
Top — Laminate A						
29"(737mm) High, 18"(457mm) Deep Left/24"(610mm) Deep Right						
36"(914mm)	48"(1219mm)	JDAL-3648-JHLL	34	\$1904.67	\$2000.55	\$1972.35 \$2068.23
29"(737mm) High, 24"(610mm) Deep Left/18"(457mm) Deep Right						
36"(914mm)	48"(1219mm)	JDAL-3648-JHLL	43	\$1904.67	\$2000.55	\$1972.35 \$2068.23
29"(737mm) High, 24"(610mm) Deep Left/30"(762mm) Deep Right						
36"(914mm)	48"(1219mm)	JDAL-3648-JHLL	45	\$1993.59	\$2089.47	\$2061.27 \$2157.15
Top — Laminate B						
29"(737mm) High, 18"(457mm) Deep Left/24"(610mm) Deep Right						
36"(914mm)	48"(1219mm)	JDAL-3648-JHLL	34	\$1969.59	\$2065.47	\$2037.27 \$2133.15
29"(737mm) High, 24"(610mm) Deep Left /18"(457mm) Deep Right						
36"(914mm)	48"(1219mm)	JDAL-3648-JHLL	43	\$1969.59	\$2065.47	\$2037.27 \$2133.15
29"(737mm) High, 24"(610mm) Deep Left /30"(762mm) Deep Right						
36"(914mm)	48"(1219mm)	JDAL-3648-JHLL	45	\$2065.71	\$2161.59	\$2133.39 \$2229.27
Right-Hand Configuration						
Top — Laminate A						
29"(737mm) High, 18"(457mm) Deep Left/24"(610mm) Deep Right						
36"(914mm)	48"(1219mm)	JDAL-3648-JHRL	34	\$1904.67	\$2000.55	\$1972.35 \$2068.23
29"(737mm) High, 24"(610mm) Deep Left/18"(457mm) Deep Right						
36"(914mm)	48"(1219mm)	JDAL-3648-JHRL	43	\$1904.67	\$2000.55	\$1972.35 \$2068.23
29"(737mm) High, 30"(762mm) Deep Left/24"(610mm) Deep Right						
36"(914mm)	48"(1219mm)	JDAL-3648-JHRL	54	\$1993.59	\$2089.47	\$2061.27 \$2157.15
Top — Laminate B						
29"(737mm) High, 18"(457mm) Deep Left/24"(610mm) Deep Right						
36"(914mm)	48"(1219mm)	JDAL-3648-JHRL	34	\$1969.59	\$2065.47	\$2037.27 \$2133.15
29"(737mm) High, 24"(610mm) Deep Left /18"(457mm) Deep Right						
36"(914mm)	48"(1219mm)	JDAL-3648-JHRL	43	\$1969.59	\$2065.47	\$2037.27 \$2133.15
29"(737mm) High, 30"(762mm) Deep Left /24"(610mm) Deep Right						
36"(914mm)	48"(1219mm)	JDAL-3648-JHRL	54	\$2065.71	\$2161.59	\$2133.39 \$2229.27



JDAL-JHLLDS
(Left-Hand)

Features

- Includes laminate top, laminate end panels, steel modesty panels, and hardware for assembly and attachment to adjoining casegood.
- High-pressure laminate top has 3mm edgeband on user edge and 1mm edgeband on sides and back.
- Modesty panels are available with or without scallop wireway for cable management; scallop is centered at top of modesty panel.
- Glides provide 1.5"(38mm) adjustment range.
- Field assembled.

Specification Tips

- Not for use as a stand-alone casegood. Half end panels must be attached to a return or bridge.
- Top has a 6"(152mm) depth difference at each end. Specify adjoining casegoods accordingly.
- Modesty panel height, cable management, and color selections apply to both modesty panels.

To Order, Specify:

- Product number, including:

1 Modesty Panel Height:

- B** 1/3 Height
- D** 3/4 Height, add **\$90.76** list
- F** Full Height, add **\$181.52** list

2 Modesty Panel Cable Management:

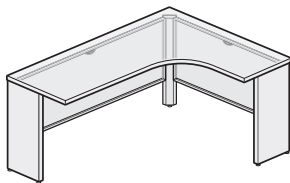
- N** No Scallop
- S** Scallop

- Laminate color for top.
- Edge trim color for top.
- Laminate color for end panels.
- Edge trim color for end panels.
- Trim color for modesty panels.

X Series Extended Transitional Corners

Extended Transitional Wrap-Around Corner — Laminate Top with Wood End Panels

Width	Length	Number	End Panels - Wood Group A		End Panels - Wood Group B	
			Modesty - Steel Trim A	Trim B	Modesty - Steel Trim A	Trim B
Left-Hand Configuration						
Top — Laminate A						
29"(737mm) High, 18"(457mm) Deep Left/24"(610mm) Deep Right						
36"(914mm)	48"(1219mm)	JDAL-3648-JHLW	34	\$2370.53	\$2466.41	\$2604.09 \$2699.97
29"(737mm) High, 24"(610mm) Deep Left/18"(457mm) Deep Right						
36"(914mm)	48"(1219mm)	JDAL-3648-JHLW	43	\$2370.53	\$2466.41	\$2604.09 \$2699.97
29"(737mm) High, 24"(610mm) Deep Left/30"(762mm) Deep Right						
36"(914mm)	48"(1219mm)	JDAL-3648-JHLW	45	\$2459.45	\$2555.33	\$2693.01 \$2788.89
Top — Laminate B						
29"(737mm) High, 18"(457mm) Deep Left/24"(610mm) Deep Right						
36"(914mm)	48"(1219mm)	JDAL-3648-JHLW	34	\$2435.45	\$2531.33	\$2669.01 \$2764.89
29"(737mm) High, 24"(610mm) Deep Left /18"(457mm) Deep Right						
36"(914mm)	48"(1219mm)	JDAL-3648-JHLW	43	\$2435.45	\$2531.33	\$2669.01 \$2764.89
29"(737mm) High, 24"(610mm) Deep Left /30"(762mm) Deep Right						
36"(914mm)	48"(1219mm)	JDAL-3648-JHLW	45	\$2531.57	\$2627.45	\$2765.13 \$2861.01
Right-Hand Configuration						
Top — Laminate A						
29"(737mm) High, 18"(457mm) Deep Left/24"(610mm) Deep Right						
36"(914mm)	48"(1219mm)	JDAL-3648-JHRW	34	\$2370.53	\$2466.41	\$2604.09 \$2699.97
29"(737mm) High, 24"(610mm) Deep Left/18"(457mm) Deep Right						
36"(914mm)	48"(1219mm)	JDAL-3648-JHRW	43	\$2370.53	\$2466.41	\$2604.09 \$2699.97
29"(737mm) High, 30"(762mm) Deep Left/24"(610mm) Deep Right						
36"(914mm)	48"(1219mm)	JDAL-3648-JHRW	54	\$2459.45	\$2555.33	\$2693.01 \$2788.89
Top — Laminate B						
29"(737mm) High, 18"(457mm) Deep Left/24"(610mm) Deep Right						
36"(914mm)	48"(1219mm)	JDAL-3648-JHRW	34	\$2435.45	\$2531.33	\$2669.01 \$2764.89
29"(737mm) High, 24"(610mm) Deep Left /18"(457mm) Deep Right						
36"(914mm)	48"(1219mm)	JDAL-3648-JHRW	43	\$2435.45	\$2531.33	\$2669.01 \$2764.89
29"(737mm) High, 30"(762mm) Deep Left /24"(610mm) Deep Right						
36"(914mm)	48"(1219mm)	JDAL-3648-JHRW	54	\$2531.57	\$2627.45	\$2765.13 \$2861.01



JDAL-JHLWDS
(Left-Hand)

Features

- Includes laminate top, wood end panels, steel modesty panels, and hardware for assembly and attachment to adjoining casegood.
- High-pressure laminate top has 3mm edgeband on user edge and 1mm edgeband on sides and back.
- Modesty panels are available with or without scallop wireway for cable management; scallop is centered at top of modesty panel.
- Glides provide 1.5"(38mm) adjustment range.
- Field assembled.

Specification Tips

- Not for use as a stand-alone casegood. Half end panels must be attached to a return or bridge.
- Top has a 6"(152mm) depth difference at each end. Specify adjoining casegoods accordingly.
- Modesty panel height, cable management, and color selections apply to both modesty panels.

To Order, Specify:

- 1) Product number, including:

① Modesty Panel Height:

- B** 1/3 Height
- D** 3/4 Height, add **\$90.76** list
- F** Full Height, add **\$181.52** list

② Modesty Panel Cable Management:

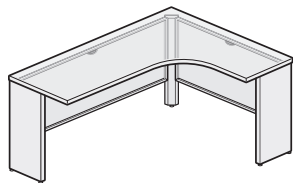
- N** No Scallop
- S** Scallop

- 2) Laminate color for top.
- 3) Edge trim color for top.
- 4) Wood finish color for end panels.
- 5) Trim color for modesty panels.

X Series Extended Transitional Corners

Extended Transitional Wrap-Around Corner — Wood Top with Steel End Panels

Width	Length	Number	① ②	End Panels - Steel Trim A		End Panels - Steel Trim B	
				Modesty - Steel Trim A	Trim B	Modesty - Steel Trim A	Trim B
Left-Hand Orientation							
Top — Wood Group A							
29"(737mm) High, 18"(457mm) Deep Left/24"(610mm) Deep Right							
36"(914mm)	48"(1219mm)	JDAW-3648-KHLS	34	\$2980.28	\$3076.16	\$3072.72	\$3168.60
29"(737mm) High, 24"(610mm) Deep Left/18"(457mm) Deep Right							
36"(914mm)	48"(1219mm)	JDAW-3648-KHLS	43	\$2980.28	\$3076.16	\$3072.72	\$3168.60
29"(737mm) High, 24"(610mm) Deep Left/30"(762mm) Deep Right							
36"(914mm)	48"(1219mm)	JDAW-3648-KHLS	45	\$3069.20	\$3165.08	\$3161.64	\$3257.52
Top — Wood Group B							
29"(737mm) High, 18"(457mm) Deep Left/24"(610mm) Deep Right							
36"(914mm)	48"(1219mm)	JDAW-3648-KHLS	34	\$3170.66	\$3266.54	\$3263.10	\$3358.98
29"(737mm) High, 24"(610mm) Deep Left /18"(457mm) Deep Right							
36"(914mm)	48"(1219mm)	JDAW-3648-KHLS	43	\$3170.66	\$3266.54	\$3263.10	\$3358.98
29"(737mm) High, 24"(610mm) Deep Left /30"(762mm) Deep Right							
36"(914mm)	48"(1219mm)	JDAW-3648-KHLS	45	\$3275.42	\$3371.30	\$3367.86	\$3463.74
Right-Hand Orientation							
Top — Wood Group A							
29"(737mm) High, 18"(457mm) Deep Left/24"(610mm) Deep Right							
36"(914mm)	48"(1219mm)	JDAW-3648-KHRS	34	\$2980.28	\$3076.16	\$3072.72	\$3168.60
29"(737mm) High, 24"(610mm) Deep Left/18"(457mm) Deep Right							
36"(914mm)	48"(1219mm)	JDAW-3648-KHRS	43	\$2980.28	\$3076.16	\$3072.72	\$3168.60
29"(737mm) High, 30"(762mm) Deep Left/24"(610mm) Deep Right							
36"(914mm)	48"(1219mm)	JDAW-3648-KHRS	54	\$3069.20	\$3165.08	\$3161.64	\$3257.52
Top — Wood Group B							
29"(737mm) High, 18"(457mm) Deep Left/24"(610mm) Deep Right							
36"(914mm)	48"(1219mm)	JDAW-3648-KHRS	34	\$3170.66	\$3266.54	\$3263.10	\$3358.98
29"(737mm) High, 24"(610mm) Deep Left /18"(457mm) Deep Right							
36"(914mm)	48"(1219mm)	JDAW-3648-KHRS	43	\$3170.66	\$3266.54	\$3263.10	\$3358.98
29"(737mm) High, 30"(762mm) Deep Left /24"(610mm) Deep Right							
36"(914mm)	48"(1219mm)	JDAW-3648-KHRS	54	\$3275.42	\$3371.30	\$3367.86	\$3463.74



JDAW-KHLSDS
(Left-Hand)

Features

- Includes wood top, steel end panels, steel modesty panels, and hardware for assembly and attachment to adjoining casegood.
- Wood veneer top has 3mm edgeband on user edge and 1mm edgeband on sides and back.
- Modesty panels are available with or without scallop wireway for cable management; scallop is centered at top of modesty panel.
- Glides provide 1.5"(38mm) adjustment range.
- Field assembled.

Specification Tips

- Not for use as a stand-alone casegood. Half end panels must be attached to a return or bridge.
- Top has a 6"(152mm) depth difference at each end. Specify adjoining casegoods accordingly.
- Modesty panel height, cable management, and color selections apply to both modesty panels.

To Order, Specify:

- 1) Product number, including:

① Modesty Panel Height:

- B** 1/3 Height
- D** 3/4 Height, add **\$90.76** list
- F** Full Height, add **\$181.52** list

② Modesty Panel Cable Management:

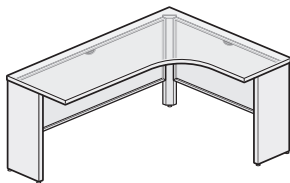
- N** No Scallop
- S** Scallop

- 2) Wood finish color for top.
- 3) Trim color for end panels.
- 4) Trim color for modesty panels.

X Series Extended Transitional Corners

Extended Transitional Wrap-Around Corner — Wood Top with Laminate End Panels

Width	Length	Number	① ②	End Panels - Laminate A		End Panels - Laminate B	
				Modesty - Steel Trim A	Trim B	Modesty - Steel Trim A	Trim B
Left-Hand Orientation							
Top — Wood Group A							
29"(737mm) High, 18"(457mm) Deep Left/24"(610mm) Deep Right							
36"(914mm)	48"(1219mm)	JDAW-3648-KHLL	34	\$2682.24	\$2778.12	\$2749.92	\$2845.80
29"(737mm) High, 24"(610mm) Deep Left/18"(457mm) Deep Right							
36"(914mm)	48"(1219mm)	JDAW-3648-KHLL	43	\$2682.24	\$2778.12	\$2749.92	\$2845.80
29"(737mm) High, 24"(610mm) Deep Left/30"(762mm) Deep Right							
36"(914mm)	48"(1219mm)	JDAW-3648-KHLL	45	\$2771.16	\$2867.04	\$2838.84	\$2934.72
Top — Wood Group B							
29"(737mm) High, 18"(457mm) Deep Left/24"(610mm) Deep Right							
36"(914mm)	48"(1219mm)	JDAW-3648-KHLL	34	\$2872.62	\$2968.50	\$2940.30	\$3036.18
29"(737mm) High, 24"(610mm) Deep Left /18"(457mm) Deep Right							
36"(914mm)	48"(1219mm)	JDAW-3648-KHLL	43	\$2872.62	\$2968.50	\$2940.30	\$3036.18
29"(737mm) High, 24"(610mm) Deep Left /30"(762mm) Deep Right							
36"(914mm)	48"(1219mm)	JDAW-3648-KHLL	45	\$2977.38	\$3073.26	\$3045.06	\$3140.94
Right-Hand Orientation							
Top — Wood Group A							
29"(737mm) High, 18"(457mm) Deep Left/24"(610mm) Deep Right							
36"(914mm)	48"(1219mm)	JDAW-3648-KHRL	34	\$2682.24	\$2778.12	\$2749.92	\$2845.80
29"(737mm) High, 24"(610mm) Deep Left/18"(457mm) Deep Right							
36"(914mm)	48"(1219mm)	JDAW-3648-KHRL	43	\$2682.24	\$2778.12	\$2749.92	\$2845.80
29"(737mm) High, 30"(762mm) Deep Left/24"(610mm) Deep Right							
36"(914mm)	48"(1219mm)	JDAW-3648-KHRL	54	\$2771.16	\$2867.04	\$2838.84	\$2934.72
Top — Wood Group B							
29"(737mm) High, 18"(457mm) Deep Left/24"(610mm) Deep Right							
36"(914mm)	48"(1219mm)	JDAW-3648-KHRL	34	\$2872.62	\$2968.50	\$2940.30	\$3036.18
29"(737mm) High, 24"(610mm) Deep Left /18"(457mm) Deep Right							
36"(914mm)	48"(1219mm)	JDAW-3648-KHRL	43	\$2872.62	\$2968.50	\$2940.30	\$3036.18
29"(737mm) High, 30"(762mm) Deep Left /24"(610mm) Deep Right							
36"(914mm)	48"(1219mm)	JDAW-3648-KHRL	54	\$2977.38	\$3073.26	\$3045.06	\$3140.94



JDAW-KHLLDS
(Left-Hand)

Features

- Includes wood top, laminate end panels, steel modesty panels, and hardware for assembly and attachment to adjoining casegood.
- Wood veneer top has 3mm edgeband on user edge and 1mm edgeband on sides and back.
- Modesty panels are available with or without scallop wireway for cable management; scallop is centered at top of modesty panel.
- Glides provide 1.5"(38mm) adjustment range.
- Field assembled.

Specification Tips

- Not for use as a stand-alone casegood. Half end panels must be attached to a return or bridge.
- Top has a 6"(152mm) depth difference at each end. Specify adjoining casegoods accordingly.
- Modesty panel height, cable management, and color selections apply to both modesty panels.

To Order, Specify:

- 1) Product number, including:

① Modesty Panel Height:

- B** 1/3 Height
- D** 3/4 Height, add **\$90.76** list
- F** Full Height, add **\$181.52** list

② Modesty Panel Cable Management:

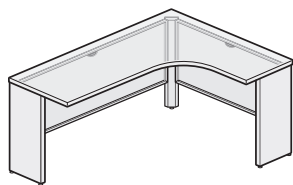
- N** No Scallop
- S** Scallop

- 2) Wood finish color for top.
- 3) Laminate color for end panels.
- 4) Edge trim color for end panels.
- 5) Trim color for modesty panels.

X Series Extended Transitional Corners

Extended Transitional Wrap-Around Corner — Wood Top with Wood End Panels

Width	Length	Number	① ②	End Panels - Wood Group A		End Panels - Wood Group B	
				Modesty - Steel Trim A	Trim B	Modesty - Steel Trim A	Trim B
Left-Hand Configuration							
Top — Wood Group A							
29"(737mm) High, 18"(457mm) Deep Left/24"(610mm) Deep Right							
36"(914mm)	48"(1219mm)	JDAW-3648-KHLW	34	\$3148.10	\$3243.98	\$3381.66	\$3477.54
29"(737mm) High, 24"(610mm) Deep Left/18"(457mm) Deep Right							
36"(914mm)	48"(1219mm)	JDAW-3648-KHLW	43	\$3148.10	\$3243.98	\$3381.66	\$3477.54
29"(737mm) High, 24"(610mm) Deep Left/30"(762mm) Deep Right							
36"(914mm)	48"(1219mm)	JDAW-3648-KHLW	45	\$3237.02	\$3332.90	\$3470.58	\$3566.46
Top — Wood Group B							
29"(737mm) High, 18"(457mm) Deep Left/24"(610mm) Deep Right							
36"(914mm)	48"(1219mm)	JDAW-3648-KHLW	34	\$3338.48	\$3434.36	\$3572.04	\$3667.92
29"(737mm) High, 24"(610mm) Deep Left /18"(457mm) Deep Right							
36"(914mm)	48"(1219mm)	JDAW-3648-KHLW	43	\$3338.48	\$3434.36	\$3572.04	\$3667.92
29"(737mm) High, 24"(610mm) Deep Left /30"(762mm) Deep Right							
36"(914mm)	48"(1219mm)	JDAW-3648-KHLW	45	\$3443.24	\$3539.12	\$3676.80	\$3772.68
Right-Hand Configuration							
Top — Wood Group A							
29"(737mm) High, 18"(457mm) Deep Left/24"(610mm) Deep Right							
36"(914mm)	48"(1219mm)	JDAW-3648-KHRW	34	\$3148.10	\$3243.98	\$3381.66	\$3477.54
29"(737mm) High, 24"(610mm) Deep Left/18"(457mm) Deep Right							
36"(914mm)	48"(1219mm)	JDAW-3648-KHRW	43	\$3148.10	\$3243.98	\$3381.66	\$3477.54
29"(737mm) High, 30"(762mm) Deep Left/24"(610mm) Deep Right							
36"(914mm)	48"(1219mm)	JDAW-3648-KHRW	54	\$3237.02	\$3332.90	\$3470.58	\$3566.46
Top — Wood Group B							
29"(737mm) High, 18"(457mm) Deep Left/24"(610mm) Deep Right							
36"(914mm)	48"(1219mm)	JDAW-3648-KHRW	34	\$3338.48	\$3434.36	\$3572.04	\$3667.92
29"(737mm) High, 24"(610mm) Deep Left /18"(457mm) Deep Right							
36"(914mm)	48"(1219mm)	JDAW-3648-KHRW	43	\$3338.48	\$3434.36	\$3572.04	\$3667.92
29"(737mm) High, 30"(762mm) Deep Left /24"(610mm) Deep Right							
36"(914mm)	48"(1219mm)	JDAW-3648-KHRW	54	\$3443.24	\$3539.12	\$3676.80	\$3772.68



JDAW-KHLWDS
(Left-Hand)

Features

- Includes wood top, wood end panels, steel modesty panels, and hardware for assembly and attachment to adjoining casegood.
- Wood veneer top has 3mm edgeband on user edge and 1mm edgeband on sides and back.
- Modesty panels are available with or without scallop wireway for cable management; scallop is centered at top of modesty panel.
- Glides provide 1.5"(38mm) adjustment range.
- Field assembled.

Specification Tips

- Not for use as a stand-alone casegood. Half end panels must be attached to a return or bridge.
- Top has a 6"(152mm) depth difference at each end. Specify adjoining casegoods accordingly.
- Modesty panel height, cable management, and color selections apply to both modesty panels.

To Order, Specify:

- 1) Product number, including:

① Modesty Panel Height:

- B** 1/3 Height
- D** 3/4 Height, add **\$90.76** list
- F** Full Height, add **\$181.52** list

② Modesty Panel Cable Management:

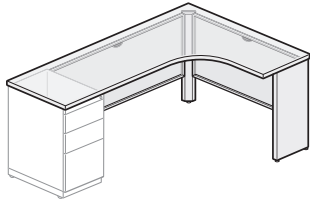
- N** No Scallop
- S** Scallop

- 2) Wood finish color for top.
- 3) Wood finish color for end panels.
- 4) Trim color for modesty panels.

This page intentionally blank

X Series Extended Transitional Corners

Pedestal-Supported Extended Transitional Wrap-Around Corner — Laminate Top with Steel End Panel



JDAL-JALS DS
(Left-Hand)

Features

- Includes laminate top, steel end panel, steel modesty panels, and hardware for assembly and attachment to adjoining casegood. (Desk pedestal not included.)
- High-pressure laminate top has 3mm edgeband on user edge and 1mm edgeband on sides and back.
- Modesty panels are available with or without scallop wireway for cable management; scallop is centered at top of modesty panel.
- Glides provide 1"(25mm) adjustment range.
- Field assembled.

Specification Tips

- One X Series desk pedestal must be specified separately; nominal depth of desk pedestal must match nominal depth of corner top.
- Not for use as a stand-alone casegood. Half end panel must be attached to a return or bridge.
- Top has a 6"(152mm) depth difference at each end. Specify adjoining casegoods accordingly.
- Modesty panel height, cable management, and color selections apply to both modesty panels.

To Order, Specify:

1) Product number, including:

① Modesty Panel Height:

- B** 1/3 Height
- D** 3/4 Height, add **\$90.76** list
- F** Full Height, add **\$181.52** list

② Modesty Panel Cable Management:

- N** No Scallop
- S** Scallop

- 2) Laminate color for top.
- 3) Edge trim color for top.
- 4) Trim color for end panel.
- 5) Trim color for modesty panels.

***Note:** Desk pedestal must be specified separately.

Width	Length	Number	①②	End Panel - Steel Trim A Modesty - Steel		End Panel - Steel Trim B Modesty - Steel	
				Trim A	Trim B	Trim A	Trim B
Left-Hand Configuration Top — Laminate A							
29"(737mm) High, 18"(457mm) Deep Left/24"(610mm) Deep Right							
36"(914mm)	60"(1524mm)	JDAL-3660-JALS	34	\$1877.50	\$1987.06	\$1923.72	\$2033.28
	72"(1829mm)	JDAL-3672-JALS	34	2124.34	2247.58	2170.56	2293.80
48"(1219mm)	60"(1524mm)	JDAL-4860-JALS	34	\$2124.34	\$2247.58	\$2170.56	\$2293.80
	72"(1829mm)	JDAL-4872-JALS	34	2371.18	2508.10	2417.40	2554.32
29"(737mm) High, 24"(610mm) Deep Left/18"(457mm) Deep Right							
36"(914mm)	60"(1524mm)	JDAL-3660-JALS	43	\$1877.50	\$1987.06	\$1923.72	\$2033.28
	72"(1829mm)	JDAL-3672-JALS	43	2124.34	2247.58	2170.56	2293.80
48"(1219mm)	60"(1524mm)	JDAL-4860-JALS	43	\$2124.34	\$2247.58	\$2170.56	\$2293.80
	72"(1829mm)	JDAL-4872-JALS	43	2371.18	2508.10	2417.40	2554.32
29"(737mm) High, 24"(610mm) Deep Left/30"(762mm) Deep Right							
36"(914mm)	60"(1524mm)	JDAL-3660-JALS	45	\$1966.42	\$2075.98	\$2012.64	\$2122.20
	72"(1829mm)	JDAL-3672-JALS	45	2213.26	2336.50	2259.48	2382.72
48"(1219mm)	60"(1524mm)	JDAL-4860-JALS	45	\$2213.26	\$2336.50	\$2259.48	\$2382.72
	72"(1829mm)	JDAL-4872-JALS	45	2460.10	2597.02	2506.32	2643.24
29"(737mm) High, 30"(762mm) Deep Left/24"(610mm) Deep Right							
48"(1219mm)	60"(1524mm)	JDAL-4860-JALS	54	\$2213.26	\$2336.50	\$2259.48	\$2382.72
	72"(1829mm)	JDAL-4872-JALS	54	2460.10	2597.02	2506.32	2643.24
Top — Laminate B							
29"(737mm) High, 18"(457mm) Deep Left/24"(610mm) Deep Right							
36"(914mm)	60"(1524mm)	JDAL-3660-JALS	34	\$1962.22	\$2071.78	\$2008.44	\$2118.00
	72"(1829mm)	JDAL-3672-JALS	34	2228.86	2352.10	2275.08	2398.32
48"(1219mm)	60"(1524mm)	JDAL-4860-JALS	34	\$2228.86	\$2352.10	\$2275.08	\$2398.32
	72"(1829mm)	JDAL-4872-JALS	34	2495.50	2632.42	2541.72	2678.64
29"(737mm) High, 24"(610mm) Deep Left/18"(457mm) Deep Right							
36"(914mm)	60"(1524mm)	JDAL-3660-JALS	43	\$1962.22	\$2071.78	\$2008.44	\$2118.00
	72"(1829mm)	JDAL-3672-JALS	43	2228.86	2352.10	2275.08	2398.32
48"(1219mm)	60"(1524mm)	JDAL-4860-JALS	43	\$2228.86	\$2352.10	\$2275.08	\$2398.32
	72"(1829mm)	JDAL-4872-JALS	43	2495.50	2632.42	2541.72	2678.64
29"(737mm) High, 24"(610mm) Deep Left/30"(762mm) Deep Right							
36"(914mm)	60"(1524mm)	JDAL-3660-JALS	45	\$2058.34	\$2167.90	\$2104.56	\$2214.12
	72"(1829mm)	JDAL-3672-JALS	45	2324.98	2448.22	2371.20	2494.44
48"(1219mm)	60"(1524mm)	JDAL-4860-JALS	45	\$2324.98	\$2448.22	\$2371.20	\$2494.44
	72"(1829mm)	JDAL-4872-JALS	45	2591.62	2728.54	2637.84	2774.76
29"(737mm) High, 30"(762mm) Deep Left/24"(610mm) Deep Right							
48"(1219mm)	60"(1524mm)	JDAL-4860-JALS	54	\$2324.98	\$2448.22	\$2371.20	\$2494.44
	72"(1829mm)	JDAL-4872-JALS	54	2591.62	2728.54	2637.84	2774.76

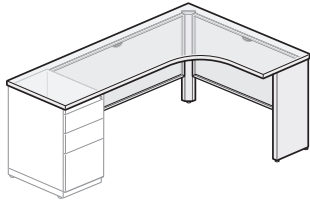
X Series Extended Transitional Corners

Pedestal-Supported Extended Transitional Wrap-Around Corner — Laminate Top with Steel End Panel

Width	Length	Number	① ②	End Panel - Steel Trim A		End Panel - Steel Trim B	
				Modesty - Steel Trim A	Trim B	Modesty - Steel Trim A	Trim B
Right-Hand Configuration							
Top — Laminate A							
29"(737mm) High, 18"(457mm) Deep Left/24"(610mm) Deep Right							
36"(914mm)	60"(1524mm)	JDAL-3660-JARS	34	\$1877.50	\$1987.06	\$1923.72	\$2033.28
	72"(1829mm)	JDAL-3672-JARS	34	2124.34	2247.58	2170.56	2293.80
48"(1219mm)	60"(1524mm)	JDAL-4860-JARS	34	\$2124.34	\$2247.58	\$2170.56	\$2293.80
	72"(1829mm)	JDAL-4872-JARS	34	2371.18	2508.10	2417.40	2554.32
29"(737mm) High, 24"(610mm) Deep Left/18"(457mm) Deep Right							
36"(914mm)	60"(1524mm)	JDAL-3660-JARS	43	\$1877.50	\$1987.06	\$1923.72	\$2033.28
	72"(1829mm)	JDAL-3672-JARS	43	2124.34	2247.58	2170.56	2293.80
48"(1219mm)	60"(1524mm)	JDAL-4860-JARS	43	\$2124.34	\$2247.58	\$2170.56	\$2293.80
	72"(1829mm)	JDAL-4872-JARS	43	2371.18	2508.10	2417.40	2554.32
29"(737mm) High, 24"(610mm) Deep Left/30"(762mm) Deep Right							
48"(1219mm)	60"(1524mm)	JDAL-4860-JARS	45	\$2213.26	\$2336.50	\$2259.48	\$2382.72
	72"(1829mm)	JDAL-4872-JARS	45	2460.10	2597.02	2506.32	2643.24
29"(737mm) High, 30"(762mm) Deep Left/24"(610mm) Deep Right							
36"(914mm)	60"(1524mm)	JDAL-3660-JARS	54	\$1966.42	\$2075.98	\$2012.64	\$2122.20
	72"(1829mm)	JDAL-3672-JARS	54	2213.26	2336.50	2259.48	2382.72
48"(1219mm)	60"(1524mm)	JDAL-4860-JARS	54	\$2213.26	\$2336.50	\$2259.48	\$2382.72
	72"(1829mm)	JDAL-4872-JARS	54	2460.10	2597.02	2506.32	2643.24
Top — Laminate B							
29"(737mm) High, 18"(457mm) Deep Left/24"(610mm) Deep Right							
36"(914mm)	60"(1524mm)	JDAL-3660-JARS	34	\$1962.22	\$2071.78	\$2008.44	\$2118.00
	72"(1829mm)	JDAL-3672-JARS	34	2228.86	2352.10	2275.08	2398.32
48"(1219mm)	60"(1524mm)	JDAL-4860-JARS	34	\$2228.86	\$2352.10	\$2275.08	\$2398.32
	72"(1829mm)	JDAL-4872-JARS	34	2495.50	2632.42	2541.72	2678.64
29"(737mm) High, 24"(610mm) Deep Left/18"(457mm) Deep Right							
36"(914mm)	60"(1524mm)	JDAL-3660-JARS	43	\$1962.22	\$2071.78	\$2008.44	\$2118.00
	72"(1829mm)	JDAL-3672-JARS	43	2228.86	2352.10	2275.08	2398.32
48"(1219mm)	60"(1524mm)	JDAL-4860-JARS	43	\$2228.86	\$2352.10	\$2275.08	\$2398.32
	72"(1829mm)	JDAL-4872-JARS	43	2495.50	2632.42	2541.72	2678.64
29"(737mm) High, 24"(610mm) Deep Left/30"(762mm) Deep Right							
48"(1219mm)	60"(1524mm)	JDAL-4860-JARS	45	\$2324.98	\$2448.22	\$2371.20	\$2494.44
	72"(1829mm)	JDAL-4872-JARS	45	2591.62	2728.54	2637.84	2774.76
29"(737mm) High, 30"(762mm) Deep Left/24"(610mm) Deep Right							
36"(914mm)	60"(1524mm)	JDAL-3660-JARS	54	\$2058.34	\$2167.90	\$2104.56	\$2214.12
	72"(1829mm)	JDAL-3672-JARS	54	2324.98	2448.22	2371.20	2494.44
48"(1219mm)	60"(1524mm)	JDAL-4860-JARS	54	\$2324.98	\$2448.22	\$2371.20	\$2494.44
	72"(1829mm)	JDAL-4872-JARS	54	2591.62	2728.54	2637.84	2774.76

X Series Extended Transitional Corners

Pedestal-Supported Extended Transitional Wrap-Around Corner — Laminate Top with Laminate End Panel



JDAL-JALLDS
(Left-Hand)

Features

- Includes laminate top, laminate end panel, steel modesty panels, and hardware for assembly and attachment to adjoining caseload. (Desk pedestal not included.)
- High-pressure laminate top has 3mm edgeband on user edge and 1mm edgeband on sides and back.
- Modesty panels are available with or without scallop wireway for cable management; scallop is centered at top of modesty panel.
- Glides provide 1"(25mm) adjustment range.
- Field assembled.

Specification Tips

- One X Series desk pedestal must be specified separately; nominal depth of desk pedestal must match nominal depth of corner top.
- Not for use as a stand-alone caseload. Half end panel must be attached to a return or bridge.
- Top has a 6"(152mm) depth difference at each end. Specify adjoining caseloads accordingly.
- Modesty panel height, cable management, and color selections apply to both modesty panels.

To Order, Specify:

1) Product number, including:

1 Modesty Panel Height:

- B** 1/3 Height
- D** 3/4 Height, add **\$90.76** list
- F** Full Height, add **\$181.52** list

2 Modesty Panel Cable Management:

- N** No Scallop
- S** Scallop

- 2) Laminate color for top.
- 3) Edge trim color for top.
- 4) Laminate color for end panel.
- 5) Edge trim color for end panel.
- 6) Trim color for modesty panels.

*Note: Desk pedestal must be specified separately.

Width	Length	Number	End Panel - Laminate A Modesty - Steel		End Panel - Laminate B Modesty - Steel	
			Trim A	Trim B	Trim A	Trim B
Left-Hand Configuration						
Top — Laminate A						
29"(737mm) High, 18"(457mm) Deep Left/24"(610mm) Deep Right						
36"(914mm)	60"(1524mm)	JDAL-3660-JALL	34	\$1728.48	\$1838.04	\$1762.32
	72"(1829mm)	JDAL-3672-JALL	34	1975.32	2098.56	2009.16
48"(1219mm)	60"(1524mm)	JDAL-4860-JALL	34	\$1975.32	\$2098.56	\$2009.16
	72"(1829mm)	JDAL-4872-JALL	34	2222.16	2359.08	2256.00
29"(737mm) High, 24"(610mm) Deep Left/18"(457mm) Deep Right						
36"(914mm)	60"(1524mm)	JDAL-3660-JALL	43	\$1728.48	\$1838.04	\$1762.32
	72"(1829mm)	JDAL-3672-JALL	43	1975.32	2098.56	2009.16
48"(1219mm)	60"(1524mm)	JDAL-4860-JALL	43	\$1975.32	\$2098.56	\$2009.16
	72"(1829mm)	JDAL-4872-JALL	43	2222.16	2359.08	2256.00
29"(737mm) High, 24"(610mm) Deep Left/30"(762mm) Deep Right						
36"(914mm)	60"(1524mm)	JDAL-3660-JALL	45	\$1817.40	\$1926.96	\$1851.24
	72"(1829mm)	JDAL-3672-JALL	45	2064.24	2187.48	2098.08
48"(1219mm)	60"(1524mm)	JDAL-4860-JALL	45	\$2064.24	\$2187.48	\$2098.08
	72"(1829mm)	JDAL-4872-JALL	45	2311.08	2448.00	2344.92
29"(737mm) High, 30"(762mm) Deep Left/24"(610mm) Deep Right						
48"(1219mm)	60"(1524mm)	JDAL-4860-JALL	54	\$2064.24	\$2187.48	\$2098.08
	72"(1829mm)	JDAL-4872-JALL	54	2311.08	2448.00	2344.92
Top — Laminate B						
29"(737mm) High, 18"(457mm) Deep Left/24"(610mm) Deep Right						
36"(914mm)	60"(1524mm)	JDAL-3660-JALL	34	\$1813.20	\$1922.76	\$1847.04
	72"(1829mm)	JDAL-3672-JALL	34	2079.84	2203.08	2113.68
48"(1219mm)	60"(1524mm)	JDAL-4860-JALL	34	\$2079.84	\$2203.08	\$2113.68
	72"(1829mm)	JDAL-4872-JALL	34	2346.48	2483.40	2380.32
29"(737mm) High, 24"(610mm) Deep Left/18"(457mm) Deep Right						
36"(914mm)	60"(1524mm)	JDAL-3660-JALL	43	\$1813.20	\$1922.76	\$1847.04
	72"(1829mm)	JDAL-3672-JALL	43	2079.84	2203.08	2113.68
48"(1219mm)	60"(1524mm)	JDAL-4860-JALL	43	\$2079.84	\$2203.08	\$2113.68
	72"(1829mm)	JDAL-4872-JALL	43	2346.48	2483.40	2380.32
29"(737mm) High, 24"(610mm) Deep Left/30"(762mm) Deep Right						
36"(914mm)	60"(1524mm)	JDAL-3660-JALL	45	\$1909.32	\$2018.88	\$1943.16
	72"(1829mm)	JDAL-3672-JALL	45	2175.96	2299.20	2209.80
48"(1219mm)	60"(1524mm)	JDAL-4860-JALL	45	\$2175.96	\$2299.20	\$2209.80
	72"(1829mm)	JDAL-4872-JALL	45	2442.60	2579.52	2476.44
29"(737mm) High, 30"(762mm) Deep Left/24"(610mm) Deep Right						
48"(1219mm)	60"(1524mm)	JDAL-4860-JALL	54	\$2175.96	\$2299.20	\$2209.80
	72"(1829mm)	JDAL-4872-JALL	54	2442.60	2579.52	2476.44

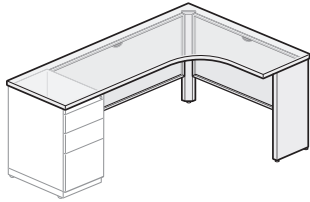
X Series Extended Transitional Corners

Pedestal-Supported Extended Transitional Wrap-Around Corner — Laminate Top with Laminate End Panel

Width	Length	Number	① ②	End Panel - Laminate A		End Panel - Laminate B	
				Modesty - Steel Trim A	Trim B	Modesty - Steel Trim A	Trim B
Right-Hand Configuration							
Top — Laminate A							
29"(737mm) High, 18"(457mm) Deep Left/24"(610mm) Deep Right							
36"(914mm)	60"(1524mm)	JDAL-3660-JARL	34	\$1728.48	\$1838.04	\$1762.32	\$1871.88
	72"(1829mm)	JDAL-3672-JARL	34	1975.32	2098.56	2009.16	2132.40
48"(1219mm)	60"(1524mm)	JDAL-4860-JARL	34	\$1975.32	\$2098.56	\$2009.16	\$2132.40
	72"(1829mm)	JDAL-4872-JARL	34	2222.16	2359.08	2256.00	2392.92
29"(737mm) High, 24"(610mm) Deep Left/18"(457mm) Deep Right							
36"(914mm)	60"(1524mm)	JDAL-3660-JARL	43	\$1728.48	\$1838.04	\$1762.32	\$1871.88
	72"(1829mm)	JDAL-3672-JARL	43	1975.32	2098.56	2009.16	2132.40
48"(1219mm)	60"(1524mm)	JDAL-4860-JARL	43	\$1975.32	\$2098.56	\$2009.16	\$2132.40
	72"(1829mm)	JDAL-4872-JARL	43	2222.16	2359.08	2256.00	2392.92
29"(737mm) High, 24"(610mm) Deep Left/30"(762mm) Deep Right							
48"(1219mm)	60"(1524mm)	JDAL-4860-JARL	45	\$2064.24	\$2187.48	\$2098.08	\$2221.32
	72"(1829mm)	JDAL-4872-JARL	45	2311.08	2448.00	2344.92	2481.84
29"(737mm) High, 30"(762mm) Deep Left/24"(610mm) Deep Right							
36"(914mm)	60"(1524mm)	JDAL-3660-JARL	54	\$1817.40	\$1926.96	\$1851.24	\$1960.80
	72"(1829mm)	JDAL-3672-JARL	54	2064.24	2187.48	2098.08	2221.32
48"(1219mm)	60"(1524mm)	JDAL-4860-JARL	54	\$2064.24	\$2187.48	\$2098.08	\$2221.32
	72"(1829mm)	JDAL-4872-JARL	54	2311.08	2448.00	2344.92	2481.84
Top — Laminate B							
29"(737mm) High, 18"(457mm) Deep Left/24"(610mm) Deep Right							
36"(914mm)	60"(1524mm)	JDAL-3660-JARL	34	\$1813.20	\$1922.76	\$1847.04	\$1956.60
	72"(1829mm)	JDAL-3672-JARL	34	2079.84	2203.08	2113.68	2236.92
48"(1219mm)	60"(1524mm)	JDAL-4860-JARL	34	\$2079.84	\$2203.08	\$2113.68	\$2236.92
	72"(1829mm)	JDAL-4872-JARL	34	2346.48	2483.40	2380.32	2517.24
29"(737mm) High, 24"(610mm) Deep Left/18"(457mm) Deep Right							
36"(914mm)	60"(1524mm)	JDAL-3660-JARL	43	\$1813.20	\$1922.76	\$1847.04	\$1956.60
	72"(1829mm)	JDAL-3672-JARL	43	2079.84	2203.08	2113.68	2236.92
48"(1219mm)	60"(1524mm)	JDAL-4860-JARL	43	\$2079.84	\$2203.08	\$2113.68	\$2236.92
	72"(1829mm)	JDAL-4872-JARL	43	2346.48	2483.40	2380.32	2517.24
29"(737mm) High, 24"(610mm) Deep Left/30"(762mm) Deep Right							
48"(1219mm)	60"(1524mm)	JDAL-4860-JARL	45	\$2175.96	\$2299.20	\$2209.80	\$2333.04
	72"(1829mm)	JDAL-4872-JARL	45	2442.60	2579.52	2476.44	2613.36
29"(737mm) High, 30"(762mm) Deep Left/24"(610mm) Deep Right							
36"(914mm)	60"(1524mm)	JDAL-3660-JARL	54	\$1909.32	\$2018.88	\$1943.16	\$2052.72
	72"(1829mm)	JDAL-3672-JARL	54	2175.96	2299.20	2209.80	2333.04
48"(1219mm)	60"(1524mm)	JDAL-4860-JARL	54	\$2175.96	\$2299.20	\$2209.80	\$2333.04
	72"(1829mm)	JDAL-4872-JARL	54	2442.60	2579.52	2476.44	2613.36

X Series Extended Transitional Corners

Pedestal-Supported Extended Transitional Wrap-Around Corner — Laminate Top with Wood End Panel



JDAL-JALWDS
(Left-Hand)

Features

- Includes laminate top, wood end panel, steel modesty panels, and hardware for assembly and attachment to adjoining casegood. (Desk pedestal not included.)
- High-pressure laminate top has 3mm edgeband on user edge and 1mm edgeband on sides and back.
- Modesty panels are available with or without scallop wireway for cable management; scallop is centered at top of modesty panel.
- Glides provide 1"(25mm) adjustment range.
- Field assembled.

Specification Tips

- One X Series desk pedestal must be specified separately; nominal depth of desk pedestal must match nominal depth of corner top.
- Not for use as a stand-alone casegood. Half end panel must be attached to a return or bridge.
- Top has a 6"(152mm) depth difference at each end. Specify adjoining casegoods accordingly.
- Modesty panel height, cable management, and color selections apply to both modesty panels.

To Order, Specify:

1) Product number, including:

① Modesty Panel Height:

- B** 1/3 Height
- D** 3/4 Height, add **\$90.76** list
- F** Full Height, add **\$181.52** list

② Modesty Panel Cable Management:

- N** No Scallop
- S** Scallop

- 2) Laminate color for top.
- 3) Edge trim color for top.
- 4) Wood finish color for end panel.
- 5) Trim color for modesty panels.

***Note:** Desk pedestal must be specified separately.

Width	Length	Number	① ② End Panel - Wood Group A Modesty - Steel		End Panel - Wood Group B Modesty - Steel		
			Trim A	Trim B	Trim A	Trim B	
Left-Hand Configuration Top — Laminate A							
29"(737mm) High, 18"(457mm) Deep Left/24"(610mm) Deep Right							
36"(914mm)	60"(1524mm)	JDAL-3660-JALW	34	\$1961.41	\$2070.97	\$2078.19	\$2187.75
	72"(1829mm)	JDAL-3672-JALW	34	2208.25	2331.49	2325.03	2448.27
48"(1219mm)	60"(1524mm)	JDAL-4860-JALW	34	\$2208.25	\$2331.49	\$2325.03	\$2448.27
	72"(1829mm)	JDAL-4872-JALW	34	2455.09	2592.01	2571.87	2708.79
29"(737mm) High, 24"(610mm) Deep Left/18"(457mm) Deep Right							
36"(914mm)	60"(1524mm)	JDAL-3660-JALW	43	\$1961.41	\$2070.97	\$2078.19	\$2187.75
	72"(1829mm)	JDAL-3672-JALW	43	2208.25	2331.49	2325.03	2448.27
48"(1219mm)	60"(1524mm)	JDAL-4860-JALW	43	\$2208.25	\$2331.49	\$2325.03	\$2448.27
	72"(1829mm)	JDAL-4872-JALW	43	2455.09	2592.01	2571.87	2708.79
29"(737mm) High, 24"(610mm) Deep Left/30"(762mm) Deep Right							
36"(914mm)	60"(1524mm)	JDAL-3660-JALW	45	\$2050.33	\$2159.89	\$2167.11	\$2276.67
	72"(1829mm)	JDAL-3672-JALW	45	2297.17	2420.41	2413.95	2537.19
48"(1219mm)	60"(1524mm)	JDAL-4860-JALW	45	\$2297.17	\$2420.41	\$2413.95	\$2537.19
	72"(1829mm)	JDAL-4872-JALW	45	2544.01	2680.93	2660.79	2797.71
29"(737mm) High, 30"(762mm) Deep Left/24"(610mm) Deep Right							
48"(1219mm)	60"(1524mm)	JDAL-4860-JALW	54	\$2297.17	\$2420.41	\$2413.95	\$2537.19
	72"(1829mm)	JDAL-4872-JALW	54	2544.01	2680.93	2660.79	2797.71
Top — Laminate B							
29"(737mm) High, 18"(457mm) Deep Left/24"(610mm) Deep Right							
36"(914mm)	60"(1524mm)	JDAL-3660-JALW	34	\$2046.13	\$2155.69	\$2162.91	\$2272.47
	72"(1829mm)	JDAL-3672-JALW	34	2312.77	2436.01	2429.55	2552.79
48"(1219mm)	60"(1524mm)	JDAL-4860-JALW	34	\$2312.77	\$2436.01	\$2429.55	\$2552.79
	72"(1829mm)	JDAL-4872-JALW	34	2579.41	2716.33	2696.19	2833.11
29"(737mm) High, 24"(610mm) Deep Left/18"(457mm) Deep Right							
36"(914mm)	60"(1524mm)	JDAL-3660-JALW	43	\$2046.13	\$2155.69	\$2162.91	\$2272.47
	72"(1829mm)	JDAL-3672-JALW	43	2312.77	2436.01	2429.55	2552.79
48"(1219mm)	60"(1524mm)	JDAL-4860-JALW	43	\$2312.77	\$2436.01	\$2429.55	\$2552.79
	72"(1829mm)	JDAL-4872-JALW	43	2579.41	2716.33	2696.19	2833.11
29"(737mm) High, 24"(610mm) Deep Left/30"(762mm) Deep Right							
36"(914mm)	60"(1524mm)	JDAL-3660-JALW	45	\$2142.25	\$2251.81	\$2259.03	\$2368.59
	72"(1829mm)	JDAL-3672-JALW	45	2408.89	2532.13	2525.67	2648.91
48"(1219mm)	60"(1524mm)	JDAL-4860-JALW	45	\$2408.89	\$2532.13	\$2525.67	\$2648.91
	72"(1829mm)	JDAL-4872-JALW	45	2675.53	2812.45	2792.31	2929.23
29"(737mm) High, 30"(762mm) Deep Left/24"(610mm) Deep Right							
48"(1219mm)	60"(1524mm)	JDAL-4860-JALW	54	\$2408.89	\$2532.13	\$2525.67	\$2648.91
	72"(1829mm)	JDAL-4872-JALW	54	2675.53	2812.45	2792.31	2929.23

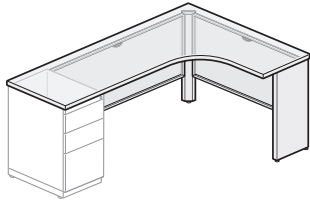
X Series Extended Transitional Corners

Pedestal-Supported Extended Transitional Wrap-Around Corner — Laminate Top with Wood End Panel

Width	Length	Number	① ②	End Panel - Wood Group A		End Panel - Wood Group B	
				Modesty - Steel Trim A	Trim B	Modesty - Steel Trim A	Trim B
Right-Hand Configuration							
Top — Laminate A							
29"(737mm) High, 18"(457mm) Deep Left/24"(610mm) Deep Right							
36"(914mm)	60"(1524mm)	JDAL-3660-JARW	34	\$1961.41	\$2070.97	\$2078.19	\$2187.75
	72"(1829mm)	JDAL-3672-JARW	34	2208.25	2331.49	2325.03	2448.27
48"(1219mm)	60"(1524mm)	JDAL-4860-JARW	34	\$2208.25	\$2331.49	\$2325.03	\$2448.27
	72"(1829mm)	JDAL-4872-JARW	34	2455.09	2592.01	2571.87	2708.79
29"(737mm) High, 24"(610mm) Deep Left/18"(457mm) Deep Right							
36"(914mm)	60"(1524mm)	JDAL-3660-JARW	43	\$1961.41	\$2070.97	\$2078.19	\$2187.75
	72"(1829mm)	JDAL-3672-JARW	43	2208.25	2331.49	2325.03	2448.27
48"(1219mm)	60"(1524mm)	JDAL-4860-JARW	43	\$2208.25	\$2331.49	\$2325.03	\$2448.27
	72"(1829mm)	JDAL-4872-JARW	43	2455.09	2592.01	2571.87	2708.79
29"(737mm) High, 24"(610mm) Deep Left/30"(762mm) Deep Right							
48"(1219mm)	60"(1524mm)	JDAL-4860-JARW	45	\$2297.17	\$2420.41	\$2413.95	\$2537.19
	72"(1829mm)	JDAL-4872-JARW	45	2544.01	2680.93	2660.79	2797.71
29"(737mm) High, 30"(762mm) Deep Left/24"(610mm) Deep Right							
36"(914mm)	60"(1524mm)	JDAL-3660-JARW	54	\$2050.33	\$2159.89	\$2167.11	\$2276.67
	72"(1829mm)	JDAL-3672-JARW	54	2297.17	2420.41	2413.95	2537.19
48"(1219mm)	60"(1524mm)	JDAL-4860-JARW	54	\$2297.17	\$2420.41	\$2413.95	\$2537.19
	72"(1829mm)	JDAL-4872-JARW	54	2544.01	2680.93	2660.79	2797.71
Top — Laminate B							
29"(737mm) High, 18"(457mm) Deep Left/24"(610mm) Deep Right							
36"(914mm)	60"(1524mm)	JDAL-3660-JARW	34	\$2046.13	\$2155.69	\$2162.91	\$2272.47
	72"(1829mm)	JDAL-3672-JARW	34	2312.77	2436.01	2429.55	2552.79
48"(1219mm)	60"(1524mm)	JDAL-4860-JARW	34	\$2312.77	\$2436.01	\$2429.55	\$2552.79
	72"(1829mm)	JDAL-4872-JARW	34	2579.41	2716.33	2696.19	2833.11
29"(737mm) High, 24"(610mm) Deep Left/18"(457mm) Deep Right							
36"(914mm)	60"(1524mm)	JDAL-3660-JARW	43	\$2046.13	\$2155.69	\$2162.91	\$2272.47
	72"(1829mm)	JDAL-3672-JARW	43	2312.77	2436.01	2429.55	2552.79
48"(1219mm)	60"(1524mm)	JDAL-4860-JARW	43	\$2312.77	\$2436.01	\$2429.55	\$2552.79
	72"(1829mm)	JDAL-4872-JARW	43	2579.41	2716.33	2696.19	2833.11
29"(737mm) High, 24"(610mm) Deep Left/30"(762mm) Deep Right							
48"(1219mm)	60"(1524mm)	JDAL-4860-JARW	45	\$2408.89	\$2532.13	\$2525.67	\$2648.91
	72"(1829mm)	JDAL-4872-JARW	45	2675.53	2812.45	2792.31	2929.23
29"(737mm) High, 30"(762mm) Deep Left/24"(610mm) Deep Right							
36"(914mm)	60"(1524mm)	JDAL-3660-JARW	54	\$2142.25	\$2251.81	\$2259.03	\$2368.59
	72"(1829mm)	JDAL-3672-JARW	54	2408.89	2532.13	2525.67	2648.91
48"(1219mm)	60"(1524mm)	JDAL-4860-JARW	54	\$2408.89	\$2532.13	\$2525.67	\$2648.91
	72"(1829mm)	JDAL-4872-JARW	54	2675.53	2812.45	2792.31	2929.23

X Series Extended Transitional Corners

Pedestal-Supported Extended Transitional Wrap-Around Corner — Wood Top with Steel End Panel



JDAW-KALS DS
(Left-Hand)

Features

- Includes wood top, steel end panel, steel modesty panels, and hardware for assembly and attachment to adjoining caseload. (Desk pedestal not included.)
- Wood veneer top has 3mm edgeband on user edge and 1mm edgeband on sides and back.
- Modesty panels are available with or without scallop wireway for cable management; scallop is centered at top of modesty panel.
- Glides provide 1"(25mm) adjustment range.
- Field assembled.

Specification Tips

- One X Series desk pedestal must be specified separately; nominal depth of desk pedestal must match nominal depth of corner top.
- Not for use as a stand-alone caseload. Half end panel must be attached to a return or bridge.
- Top has a 6"(152mm) depth difference at each end. Specify adjoining caseloads accordingly.
- Modesty panel height, cable management, and color selections apply to both modesty panels.

To Order, Specify:

1) Product number, including:

① Modesty Panel Height:

- B** 1/3 Height
- D** 3/4 Height, add **\$90.76** list
- F** Full Height, add **\$181.52** list

② Modesty Panel Cable Management:

- N** No Scallop
- S** Scallop

2) Wood finish color for top.

3) Trim color for end panel.

4) Trim color for modesty panels.

***Note:** Desk pedestal must be specified separately.

Width	Length	Number	① ② End Panel - Steel Trim A Modesty - Steel		End Panel - Steel Trim B Modesty - Steel	
			Trim A	Trim B	Trim A	Trim B
Left-Hand Configuration Top — Wood Group A						
29"(737mm) High, 18"(457mm) Deep Left/24"(610mm) Deep Right						
36"(914mm)	60"(1524mm)	JDAW-3660-KALS	34	\$2655.07	\$2764.63	\$2701.29
	72"(1829mm)	JDAW-3672-KALS	34	2901.91	3025.15	2948.13
48"(1219mm)	60"(1524mm)	JDAW-4860-KALS	34	\$2901.91	\$3025.15	\$2948.13
	72"(1829mm)	JDAW-4872-KALS	34	3148.75	3285.67	3194.97
29"(737mm) High, 24"(610mm) Deep Left/18"(457mm) Deep Right						
36"(914mm)	60"(1524mm)	JDAW-3660-KALS	43	\$2655.07	\$2764.63	\$2701.29
	72"(1829mm)	JDAW-3672-KALS	43	2901.91	3025.15	2948.13
48"(1219mm)	60"(1524mm)	JDAW-4860-KALS	43	\$2901.91	\$3025.15	\$2948.13
	72"(1829mm)	JDAW-4872-KALS	43	3148.75	3285.67	3194.97
29"(737mm) High, 24"(610mm) Deep Left/30"(762mm) Deep Right						
36"(914mm)	60"(1524mm)	JDAW-3660-KALS	45	\$2743.99	\$2853.55	\$2790.21
	72"(1829mm)	JDAW-3672-KALS	45	2990.83	3114.07	3037.05
48"(1219mm)	60"(1524mm)	JDAW-4860-KALS	45	\$2990.83	\$3114.07	\$3037.05
	72"(1829mm)	JDAW-4872-KALS	45	3237.67	3374.59	3283.89
29"(737mm) High, 30"(762mm) Deep Left/24"(610mm) Deep Right						
48"(1219mm)	60"(1524mm)	JDAW-4860-KALS	54	\$2990.83	\$3114.07	\$3037.05
	72"(1829mm)	JDAW-4872-KALS	54	3237.67	3374.59	3283.89
Top — Wood Group B						
29"(737mm) High, 18"(457mm) Deep Left/24"(610mm) Deep Right						
36"(914mm)	60"(1524mm)	JDAW-3660-KALS	34	\$2889.49	\$2999.05	\$2935.71
	72"(1829mm)	JDAW-3672-KALS	34	3180.37	3303.61	3226.59
48"(1219mm)	60"(1524mm)	JDAW-4860-KALS	34	\$3180.37	\$3303.61	\$3226.59
	72"(1829mm)	JDAW-4872-KALS	34	3471.25	3608.17	3517.47
29"(737mm) High, 24"(610mm) Deep Left/18"(457mm) Deep Right						
36"(914mm)	60"(1524mm)	JDAW-3660-KALS	43	\$2889.49	\$2999.05	\$2935.71
	72"(1829mm)	JDAW-3672-KALS	43	3180.37	3303.61	3226.59
48"(1219mm)	60"(1524mm)	JDAW-4860-KALS	43	\$3180.37	\$3303.61	\$3226.59
	72"(1829mm)	JDAW-4872-KALS	43	3471.25	3608.17	3517.47
29"(737mm) High, 24"(610mm) Deep Left/30"(762mm) Deep Right						
36"(914mm)	60"(1524mm)	JDAW-3660-KALS	45	\$2994.25	\$3103.81	\$3040.47
	72"(1829mm)	JDAW-3672-KALS	45	3285.13	3408.37	3331.35
48"(1219mm)	60"(1524mm)	JDAW-4860-KALS	45	\$3285.13	\$3408.37	\$3331.35
	72"(1829mm)	JDAW-4872-KALS	45	3576.01	3712.93	3622.23
29"(737mm) High, 30"(762mm) Deep Left/24"(610mm) Deep Right						
48"(1219mm)	60"(1524mm)	JDAW-4860-KALS	54	\$3285.13	\$3408.37	\$3331.35
	72"(1829mm)	JDAW-4872-KALS	54	3576.01	3712.93	3622.23

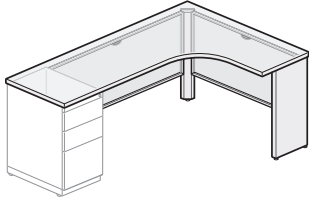
X Series Extended Transitional Corners

Pedestal-Supported Extended Transitional Wrap-Around Corner — Wood Top with Steel End Panel

Width	Length	Number	①②	End Panel - Steel Trim A		End Panel - Steel Trim B	
				Modesty - Steel Trim A	Trim B	Modesty - Steel Trim A	Trim B
Right-Hand Configuration							
Top — Wood Group A							
29"(737mm) High, 18"(457mm) Deep Left/24"(610mm) Deep Right							
36"(914mm)	60"(1524mm)	JDAW-3660-KARS	34	\$2655.07	\$2764.63	\$2701.29	\$2810.85
	72"(1829mm)	JDAW-3672-KARS	34	2901.91	3025.15	2948.13	3071.37
48"(1219mm)	60"(1524mm)	JDAW-4860-KARS	34	\$2901.91	\$3025.15	\$2948.13	\$3071.37
	72"(1829mm)	JDAW-4872-KARS	34	3148.75	3285.67	3194.97	3331.89
29"(737mm) High, 24"(610mm) Deep Left/18"(457mm) Deep Right							
36"(914mm)	60"(1524mm)	JDAW-3660-KARS	43	\$2655.07	\$2764.63	\$2701.29	\$2810.85
	72"(1829mm)	JDAW-3672-KARS	43	2901.91	3025.15	2948.13	3071.37
48"(1219mm)	60"(1524mm)	JDAW-4860-KARS	43	\$2901.91	\$3025.15	\$2948.13	\$3071.37
	72"(1829mm)	JDAW-4872-KARS	43	3148.75	3285.67	3194.97	3331.89
29"(737mm) High, 24"(610mm) Deep Left/30"(762mm) Deep Right							
48"(1219mm)	60"(1524mm)	JDAW-4860-KARS	45	\$2990.83	\$3114.07	\$3037.05	\$3160.29
	72"(1829mm)	JDAW-4872-KARS	45	3237.67	3374.59	3283.89	3420.81
29"(737mm) High, 30"(762mm) Deep Left/24"(610mm) Deep Right							
36"(914mm)	60"(1524mm)	JDAW-3660-KARS	54	\$2743.99	\$2853.55	\$2790.21	\$2899.77
	72"(1829mm)	JDAW-3672-KARS	54	2990.83	3114.07	3037.05	3160.29
48"(1219mm)	60"(1524mm)	JDAW-4860-KARS	54	\$2990.83	\$3114.07	\$3037.05	\$3160.29
	72"(1829mm)	JDAW-4872-KARS	54	3237.67	3374.59	3283.89	3420.81
Top — Wood Group B							
29"(737mm) High, 18"(457mm) Deep Left/24"(610mm) Deep Right							
36"(914mm)	60"(1524mm)	JDAW-3660-KARS	34	\$2889.49	\$2999.05	\$2935.71	\$3045.27
	72"(1829mm)	JDAW-3672-KARS	34	3180.37	3303.61	3226.59	3349.83
48"(1219mm)	60"(1524mm)	JDAW-4860-KARS	34	\$3180.37	\$3303.61	\$3226.59	\$3349.83
	72"(1829mm)	JDAW-4872-KARS	34	3471.25	3608.17	3517.47	3654.39
29"(737mm) High, 24"(610mm) Deep Left/18"(457mm) Deep Right							
36"(914mm)	60"(1524mm)	JDAW-3660-KARS	43	\$2889.49	\$2999.05	\$2935.71	\$3045.27
	72"(1829mm)	JDAW-3672-KARS	43	3180.37	3303.61	3226.59	3349.83
48"(1219mm)	60"(1524mm)	JDAW-4860-KARS	43	\$3180.37	\$3303.61	\$3226.59	\$3349.83
	72"(1829mm)	JDAW-4872-KARS	43	3471.25	3608.17	3517.47	3654.39
29"(737mm) High, 24"(610mm) Deep Left/30"(762mm) Deep Right							
48"(1219mm)	60"(1524mm)	JDAW-4860-KARS	45	\$3285.13	\$3408.37	\$3331.35	\$3454.59
	72"(1829mm)	JDAW-4872-KARS	45	3576.01	3712.93	3622.23	3759.15
29"(737mm) High, 30"(762mm) Deep Left/24"(610mm) Deep Right							
36"(914mm)	60"(1524mm)	JDAW-3660-KARS	54	\$2994.25	\$3103.81	\$3040.47	\$3150.03
	72"(1829mm)	JDAW-3672-KARS	54	3285.13	3408.37	3331.35	3454.59
48"(1219mm)	60"(1524mm)	JDAW-4860-KARS	54	\$3285.13	\$3408.37	\$3331.35	\$3454.59
	72"(1829mm)	JDAW-4872-KARS	54	3576.01	3712.93	3622.23	3759.15

X Series Extended Transitional Corners

Pedestal-Supported Extended Transitional Wrap-Around Corner — Wood Top with Laminate End Panel



JDAW-KALLDS
(Left-Hand)

Features

- Includes wood top, laminate end panel, steel modesty panels, and hardware for assembly and attachment to adjoining casegood. (Desk pedestal not included.)
- Wood veneer top has 3mm edgeband on user edge and 1mm edgeband on sides and back.
- Modesty panels are available with or without scallop wireway for cable management; scallop is centered at top of modesty panel.
- Glides provide 1"(25mm) adjustment range.
- Field assembled.

Specification Tips

- One X Series desk pedestal must be specified separately; nominal depth of desk pedestal must match nominal depth of corner top.
- Not for use as a stand-alone casegood. Half end panel must be attached to a return or bridge.
- Top has a 6"(152mm) depth difference at each end. Specify adjoining casegoods accordingly.
- Modesty panel height, cable management, and color selections apply to both modesty panels.

To Order, Specify:

1) Product number, including:

① Modesty Panel Height:

- B** 1/3 Height
- D** 3/4 Height, add **\$90.76** list
- F** Full Height, add **\$181.52** list

② Modesty Panel Cable Management:

- N** No Scallop
- S** Scallop

- 2) Wood finish color for top.
- 3) Laminate color for end panel.
- 4) Edge trim color for end panel.
- 5) Trim color for modesty panels.

*Note: Desk pedestal must be specified separately.

Width	Length	Number	① ② End Panel - Laminate A Modesty - Steel		End Panel - Laminate B Modesty - Steel	
			Trim A	Trim B	Trim A	Trim B
Left-Hand Configuration Top — Wood Group A						
29"(737mm) High, 18"(457mm) Deep Left/24"(610mm) Deep Right						
36"(914mm)	60"(1524mm)	JDAW-3660-KALL	34	\$2506.05	\$2615.61	\$2539.89
	72"(1829mm)	JDAW-3672-KALL	34	2752.89	2876.13	2786.73
48"(1219mm)	60"(1524mm)	JDAW-4860-KALL	34	\$2752.89	\$2876.13	\$2786.73
	72"(1829mm)	JDAW-4872-KALL	34	2999.73	3136.65	3033.57
29"(737mm) High, 24"(610mm) Deep Left/18"(457mm) Deep Right						
36"(914mm)	60"(1524mm)	JDAW-3660-KALL	43	\$2506.05	\$2615.61	\$2539.89
	72"(1829mm)	JDAW-3672-KALL	43	2752.89	2876.13	2786.73
48"(1219mm)	60"(1524mm)	JDAW-4860-KALL	43	\$2752.89	\$2876.13	\$2786.73
	72"(1829mm)	JDAW-4872-KALL	43	2999.73	3136.65	3033.57
29"(737mm) High, 24"(610mm) Deep Left/30"(762mm) Deep Right						
36"(914mm)	60"(1524mm)	JDAW-3660-KALL	45	\$2594.97	\$2704.53	\$2628.81
	72"(1829mm)	JDAW-3672-KALL	45	2841.81	2965.05	2875.65
48"(1219mm)	60"(1524mm)	JDAW-4860-KALL	45	\$2841.81	\$2965.05	\$2875.65
	72"(1829mm)	JDAW-4872-KALL	45	3088.65	3225.57	3122.49
29"(737mm) High, 30"(762mm) Deep Left/24"(610mm) Deep Right						
48"(1219mm)	60"(1524mm)	JDAW-4860-KALL	54	\$2841.81	\$2965.05	\$2875.65
	72"(1829mm)	JDAW-4872-KALL	54	3088.65	3225.57	3122.49
Top — Wood Group B						
29"(737mm) High, 18"(457mm) Deep Left/24"(610mm) Deep Right						
36"(914mm)	60"(1524mm)	JDAW-3660-KALL	34	\$2740.47	\$2850.03	\$2774.31
	72"(1829mm)	JDAW-3672-KALL	34	3031.35	3154.59	3065.19
48"(1219mm)	60"(1524mm)	JDAW-4860-KALL	34	\$3031.35	\$3154.59	\$3065.19
	72"(1829mm)	JDAW-4872-KALL	34	3322.23	3459.15	3356.07
29"(737mm) High, 24"(610mm) Deep Left/18"(457mm) Deep Right						
36"(914mm)	60"(1524mm)	JDAW-3660-KALL	43	\$2740.47	\$2850.03	\$2774.31
	72"(1829mm)	JDAW-3672-KALL	43	3031.35	3154.59	3065.19
48"(1219mm)	60"(1524mm)	JDAW-4860-KALL	43	\$3031.35	\$3154.59	\$3065.19
	72"(1829mm)	JDAW-4872-KALL	43	3322.23	3459.15	3356.07
29"(737mm) High, 24"(610mm) Deep Left/30"(762mm) Deep Right						
36"(914mm)	60"(1524mm)	JDAW-3660-KALL	45	\$2845.23	\$2954.79	\$2879.07
	72"(1829mm)	JDAW-3672-KALL	45	3136.11	3259.35	3169.95
48"(1219mm)	60"(1524mm)	JDAW-4860-KALL	45	\$3136.11	\$3259.35	\$3169.95
	72"(1829mm)	JDAW-4872-KALL	45	3426.99	3563.91	3460.83
29"(737mm) High, 30"(762mm) Deep Left/24"(610mm) Deep Right						
48"(1219mm)	60"(1524mm)	JDAW-4860-KALL	54	\$3136.11	\$3259.35	\$3169.95
	72"(1829mm)	JDAW-4872-KALL	54	3426.99	3563.91	3460.83

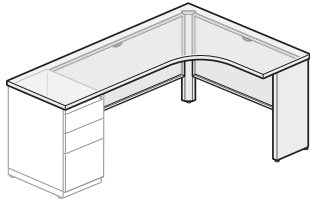
X Series Extended Transitional Corners

Pedestal-Supported Extended Transitional Wrap-Around Corner — Wood Top with Laminate End Panel

Width	Length	Number	① ②	End Panel - Laminate A		End Panel - Laminate B	
				Modesty - Steel Trim A	Trim B	Modesty - Steel Trim A	Trim B
Right-Hand Configuration							
Top — Wood Group A							
29"(737mm) High, 18"(457mm) Deep Left/24"(610mm) Deep Right							
36"(914mm)	60"(1524mm)	JDAW-3660-KARL	34	\$2506.05	\$2615.61	\$2539.89	\$2649.45
	72"(1829mm)	JDAW-3672-KARL	34	2752.89	2876.13	2786.73	2909.97
48"(1219mm)	60"(1524mm)	JDAW-4860-KARL	34	\$2752.89	\$2876.13	\$2786.73	\$2909.97
	72"(1829mm)	JDAW-4872-KARL	34	2999.73	3136.65	3033.57	3170.49
29"(737mm) High, 24"(610mm) Deep Left/18"(457mm) Deep Right							
36"(914mm)	60"(1524mm)	JDAW-3660-KARL	43	\$2506.05	\$2615.61	\$2539.89	\$2649.45
	72"(1829mm)	JDAW-3672-KARL	43	2752.89	2876.13	2786.73	2909.97
48"(1219mm)	60"(1524mm)	JDAW-4860-KARL	43	\$2752.89	\$2876.13	\$2786.73	\$2909.97
	72"(1829mm)	JDAW-4872-KARL	43	2999.73	3136.65	3033.57	3170.49
29"(737mm) High, 24"(610mm) Deep Left/30"(762mm) Deep Right							
48"(1219mm)	60"(1524mm)	JDAW-4860-KARL	45	\$2841.81	\$2965.05	\$2875.65	\$2998.89
	72"(1829mm)	JDAW-4872-KARL	45	3088.65	3225.57	3122.49	3259.41
29"(737mm) High, 30"(762mm) Deep Left/24"(610mm) Deep Right							
36"(914mm)	60"(1524mm)	JDAW-3660-KARL	54	\$2594.97	\$2704.53	\$2628.81	\$2738.37
	72"(1829mm)	JDAW-3672-KARL	54	2841.81	2965.05	2875.65	2998.89
48"(1219mm)	60"(1524mm)	JDAW-4860-KARL	54	\$2841.81	\$2965.05	\$2875.65	\$2998.89
	72"(1829mm)	JDAW-4872-KARL	54	3088.65	3225.57	3122.49	3259.41
Top — Wood Group B							
29"(737mm) High, 18"(457mm) Deep Left/24"(610mm) Deep Right							
36"(914mm)	60"(1524mm)	JDAW-3660-KARL	34	\$2740.47	\$2850.03	\$2774.31	\$2883.87
	72"(1829mm)	JDAW-3672-KARL	34	3031.35	3154.59	3065.19	3188.43
48"(1219mm)	60"(1524mm)	JDAW-4860-KARL	34	\$3031.35	\$3154.59	\$3065.19	\$3188.43
	72"(1829mm)	JDAW-4872-KARL	34	3322.23	3459.15	3356.07	3492.99
29"(737mm) High, 24"(610mm) Deep Left/18"(457mm) Deep Right							
36"(914mm)	60"(1524mm)	JDAW-3660-KARL	43	\$2740.47	\$2850.03	\$2774.31	\$2883.87
	72"(1829mm)	JDAW-3672-KARL	43	3031.35	3154.59	3065.19	3188.43
48"(1219mm)	60"(1524mm)	JDAW-4860-KARL	43	\$3031.35	\$3154.59	\$3065.19	\$3188.43
	72"(1829mm)	JDAW-4872-KARL	43	3322.23	3459.15	3356.07	3492.99
29"(737mm) High, 24"(610mm) Deep Left/30"(762mm) Deep Right							
48"(1219mm)	60"(1524mm)	JDAW-4860-KARL	45	\$3136.11	\$3259.35	\$3169.95	\$3293.19
	72"(1829mm)	JDAW-4872-KARL	45	3426.99	3563.91	3460.83	3597.75
29"(737mm) High, 30"(762mm) Deep Left/24"(610mm) Deep Right							
36"(914mm)	60"(1524mm)	JDAW-3660-KARL	54	\$2845.23	\$2954.79	\$2879.07	\$2988.63
	72"(1829mm)	JDAW-3672-KARL	54	3136.11	3259.35	3169.95	3293.19
48"(1219mm)	60"(1524mm)	JDAW-4860-KARL	54	\$3136.11	\$3259.35	\$3169.95	\$3293.19
	72"(1829mm)	JDAW-4872-KARL	54	3426.99	3563.91	3460.83	3597.75

X Series Extended Transitional Corners

Pedestal-Supported Extended Transitional Wrap-Around Corner — Wood Top with Wood End Panel



JDAW-KALWDS
(Left-Hand)

Features

- Includes wood top, wood end panel, steel modesty panels, and hardware for assembly and attachment to adjoining caseload. (Desk pedestal not included.)
- Wood veneer top has 3mm edgeband on user edge and 1mm edgeband on sides and back.
- Modesty panels are available with or without scallop wireway for cable management; scallop is centered at top of modesty panel.
- Glides provide 1"(25mm) adjustment range.
- Field assembled.

Specification Tips

- One X Series desk pedestal must be specified separately; nominal depth of desk pedestal must match nominal depth of corner top.
- Not for use as a stand-alone caseload. Half end panel must be attached to a return or bridge.
- Top has a 6"(152mm) depth difference at each end. Specify adjoining caseloads accordingly.
- Modesty panel height, cable management, and color selections apply to both modesty panels.

To Order, Specify:

1) Product number, including:

① Modesty Panel Height:

- B** 1/3 Height
- D** 3/4 Height, add **\$90.76** list
- F** Full Height, add **\$181.52** list

② Modesty Panel Cable Management:

- N** No Scallop
- S** Scallop

2) Wood finish color for top.

3) Wood finish color for end panel.

4) Trim color for modesty panels.

***Note:** Desk pedestal must be specified separately.

Width	Length	Number	①②	End Panel - Wood Group A Modesty - Steel		End Panel - Wood Group B Modesty - Steel	
				Trim A	Trim B	Trim A	Trim B
Left-Hand Configuration Top — Wood Group A							
29"(737mm) High, 18"(457mm) Deep Left/24"(610mm) Deep Right							
36"(914mm)	60"(1524mm)	JDAW-3660-KALW	34	\$2738.98	\$2848.54	\$2855.76	\$2965.32
	72"(1829mm)	JDAW-3672-KALW	34	2985.82	3109.06	3102.60	3225.84
48"(1219mm)	60"(1524mm)	JDAW-4860-KALW	34	\$2985.82	\$3109.06	\$3102.60	\$3225.84
	72"(1829mm)	JDAW-4872-KALW	34	3232.66	3369.58	3349.44	3486.36
29"(737mm) High, 24"(610mm) Deep Left/18"(457mm) Deep Right							
36"(914mm)	60"(1524mm)	JDAW-3660-KALW	43	\$2738.98	\$2848.54	\$2855.76	\$2965.32
	72"(1829mm)	JDAW-3672-KALW	43	2985.82	3109.06	3102.60	3225.84
48"(1219mm)	60"(1524mm)	JDAW-4860-KALW	43	\$2985.82	\$3109.06	\$3102.60	\$3225.84
	72"(1829mm)	JDAW-4872-KALW	43	3232.66	3369.58	3349.44	3486.36
29"(737mm) High, 24"(610mm) Deep Left/30"(762mm) Deep Right							
36"(914mm)	60"(1524mm)	JDAW-3660-KALW	45	\$2827.90	\$2937.46	\$2944.68	\$3054.24
	72"(1829mm)	JDAW-3672-KALW	45	3074.74	3197.98	3191.52	3314.76
48"(1219mm)	60"(1524mm)	JDAW-4860-KALW	45	\$3074.74	\$3197.98	\$3191.52	\$3314.76
	72"(1829mm)	JDAW-4872-KALW	45	3321.58	3458.50	3438.36	3575.28
29"(737mm) High, 30"(762mm) Deep Left/24"(610mm) Deep Right							
48"(1219mm)	60"(1524mm)	JDAW-4860-KALW	54	\$3074.74	\$3197.98	\$3191.52	\$3314.76
	72"(1829mm)	JDAW-4872-KALW	54	3321.58	3458.50	3438.36	3575.28
Top — Wood Group B							
29"(737mm) High, 18"(457mm) Deep Left/24"(610mm) Deep Right							
36"(914mm)	60"(1524mm)	JDAW-3660-KALW	34	\$2973.40	\$3082.96	\$3090.18	\$3199.74
	72"(1829mm)	JDAW-3672-KALW	34	3264.28	3387.52	3381.06	3504.30
48"(1219mm)	60"(1524mm)	JDAW-4860-KALW	34	\$3264.28	\$3387.52	\$3381.06	\$3504.30
	72"(1829mm)	JDAW-4872-KALW	34	3555.16	3692.08	3671.94	3808.86
29"(737mm) High, 24"(610mm) Deep Left/18"(457mm) Deep Right							
36"(914mm)	60"(1524mm)	JDAW-3660-KALW	43	\$2973.40	\$3082.96	\$3090.18	\$3199.74
	72"(1829mm)	JDAW-3672-KALW	43	3264.28	3387.52	3381.06	3504.30
48"(1219mm)	60"(1524mm)	JDAW-4860-KALW	43	\$3264.28	\$3387.52	\$3381.06	\$3504.30
	72"(1829mm)	JDAW-4872-KALW	43	3555.16	3692.08	3671.94	3808.86
29"(737mm) High, 24"(610mm) Deep Left/30"(762mm) Deep Right							
36"(914mm)	60"(1524mm)	JDAW-3660-KALW	45	\$3078.16	\$3187.72	\$3194.94	\$3304.50
	72"(1829mm)	JDAW-3672-KALW	45	3369.04	3492.28	3485.82	3609.06
48"(1219mm)	60"(1524mm)	JDAW-4860-KALW	45	\$3369.04	\$3492.28	\$3485.82	\$3609.06
	72"(1829mm)	JDAW-4872-KALW	45	3659.92	3796.84	3776.70	3913.62
29"(737mm) High, 30"(762mm) Deep Left/24"(610mm) Deep Right							
48"(1219mm)	60"(1524mm)	JDAW-4860-KALW	54	\$3369.04	\$3492.28	\$3485.82	\$3609.06
	72"(1829mm)	JDAW-4872-KALW	54	3659.92	3796.84	3776.70	3913.62

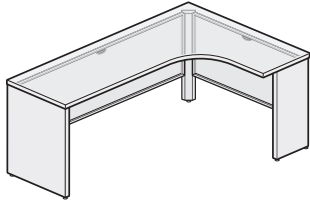
X Series Extended Transitional Corners

Pedestal-Supported Extended Transitional Wrap-Around Corner — Wood Top with Wood End Panel

Width	Length	Number	①②	End Panel - Wood Group A		End Panel - Wood Group B	
				Modesty - Steel Trim A	Trim B	Modesty - Steel Trim A	Trim B
Right-Hand Configuration							
Top — Wood Group A							
29"(737mm) High, 18"(457mm) Deep Left/24"(610mm) Deep Right							
36"(914mm)	60"(1524mm)	JDAW-3660-KARW	34	\$2738.98	\$2848.54	\$2855.76	\$2965.32
	72"(1829mm)	JDAW-3672-KARW	34	2985.82	3109.06	3102.60	3225.84
48"(1219mm)	60"(1524mm)	JDAW-4860-KARW	34	\$2985.82	\$3109.06	\$3102.60	\$3225.84
	72"(1829mm)	JDAW-4872-KARW	34	3232.66	3369.58	3349.44	3486.36
29"(737mm) High, 24"(610mm) Deep Left/18"(457mm) Deep Right							
36"(914mm)	60"(1524mm)	JDAW-3660-KARW	43	\$2738.98	\$2848.54	\$2855.76	\$2965.32
	72"(1829mm)	JDAW-3672-KARW	43	2985.82	3109.06	3102.60	3225.84
48"(1219mm)	60"(1524mm)	JDAW-4860-KARW	43	\$2985.82	\$3109.06	\$3102.60	\$3225.84
	72"(1829mm)	JDAW-4872-KARW	43	3232.66	3369.58	3349.44	3486.36
29"(737mm) High, 24"(610mm) Deep Left/30"(762mm) Deep Right							
48"(1219mm)	60"(1524mm)	JDAW-4860-KARW	45	\$3074.74	\$3197.98	\$3191.52	\$3314.76
	72"(1829mm)	JDAW-4872-KARW	45	3321.58	3458.50	3438.36	3575.28
29"(737mm) High, 30"(762mm) Deep Left/24"(610mm) Deep Right							
36"(914mm)	60"(1524mm)	JDAW-3660-KARW	54	\$2827.90	\$2937.46	\$2944.68	\$3054.24
	72"(1829mm)	JDAW-3672-KARW	54	3074.74	3197.98	3191.52	3314.76
48"(1219mm)	60"(1524mm)	JDAW-4860-KARW	54	\$3074.74	\$3197.98	\$3191.52	\$3314.76
	72"(1829mm)	JDAW-4872-KARW	54	3321.58	3458.50	3438.36	3575.28
Top — Wood Group B							
29"(737mm) High, 18"(457mm) Deep Left/24"(610mm) Deep Right							
36"(914mm)	60"(1524mm)	JDAW-3660-KARW	34	\$2973.40	\$3082.96	\$3090.18	\$3199.74
	72"(1829mm)	JDAW-3672-KARW	34	3264.28	3387.52	3381.06	3504.30
48"(1219mm)	60"(1524mm)	JDAW-4860-KARW	34	\$3264.28	\$3387.52	\$3381.06	\$3504.30
	72"(1829mm)	JDAW-4872-KARW	34	3555.16	3692.08	3671.94	3808.86
29"(737mm) High, 24"(610mm) Deep Left/18"(457mm) Deep Right							
36"(914mm)	60"(1524mm)	JDAW-3660-KARW	43	\$2973.40	\$3082.96	\$3090.18	\$3199.74
	72"(1829mm)	JDAW-3672-KARW	43	3264.28	3387.52	3381.06	3504.30
48"(1219mm)	60"(1524mm)	JDAW-4860-KARW	43	\$3264.28	\$3387.52	\$3381.06	\$3504.30
	72"(1829mm)	JDAW-4872-KARW	43	3555.16	3692.08	3671.94	3808.86
29"(737mm) High, 24"(610mm) Deep Left/30"(762mm) Deep Right							
48"(1219mm)	60"(1524mm)	JDAW-4860-KARW	45	\$3369.04	\$3492.28	\$3485.82	\$3609.06
	72"(1829mm)	JDAW-4872-KARW	45	3659.92	3796.84	3776.70	3913.62
29"(737mm) High, 30"(762mm) Deep Left/24"(610mm) Deep Right							
36"(914mm)	60"(1524mm)	JDAW-3660-KARW	54	\$3078.16	\$3187.72	\$3194.94	\$3304.50
	72"(1829mm)	JDAW-3672-KARW	54	3369.04	3492.28	3485.82	3609.06
48"(1219mm)	60"(1524mm)	JDAW-4860-KARW	54	\$3369.04	\$3492.28	\$3485.82	\$3609.06
	72"(1829mm)	JDAW-4872-KARW	54	3659.92	3796.84	3776.70	3913.62

X Series Extended Transitional Corners

Extended Transitional Wrap-Around Corner — Laminate Top with Steel Full End Panel



JDAL-JFLSDS
(Left-Hand)

Features

- Includes laminate top, steel end panel, steel modesty panels, and hardware for assembly and attachment to adjoining caseload.
- High-pressure laminate top has 3mm edgeband on user edge and 1mm edgeband on sides and back.
- Modesty panels are available with or without scallop wireway for cable management; scallop is centered at top of modesty panel.
- Glides provide 1.5”(38mm) adjustment range.
- Field assembled.

Specification Tips

- Not for use as a stand-alone caseload. Half end panel must be attached to a return or bridge.
- Top has a 6”(152mm) depth difference at each end. Specify adjoining caseloads accordingly.
- Modesty panel height, cable management, and color selections apply to both modesty panels.
- When placing a mobile, attached, or suspended pedestal inside the corner, pedestal depth must be at least 6”(152mm) less than nominal depth of top. See table.

Corner/Pedestal Nominal Depths

Corner Depth	Pedestal Depth
18”(457mm)	N/A
24”(610mm)	18”(457mm)
30”(762mm)	24”(610mm)

To Order, Specify:

1) Product number, including:

① Modesty Panel Height:

- B** 1/3 Height
- D** 3/4 Height, add **\$90.76** list
- F** Full Height, add **\$181.52** list

② Modesty Panel Cable Management:

- N** No Scallop
- S** Scallop

- 2) Laminate color for top.
- 3) Edge trim color for top.
- 4) Trim for end panels.
- 5) Trim color for modesty panels.

Width	Length	Number	① ②	End Panels - Steel Trim A		End Panels - Steel Trim B	
				Modesty - Steel Trim A	Trim B	Modesty - Steel Trim A	Trim B
Left-Hand Configuration							
Top — Laminate A							
29”(737mm) High, 18”(457mm) Deep Left/24”(610mm) Deep Right							
36”(914mm)	60”(1524mm)	JDAL-3660-JFLS	34	\$2449.55	\$2559.11	\$2541.99	\$2651.55
	72”(1829mm)	JDAL-3672-JFLS	34	2696.39	2819.63	2788.83	2912.07
48”(1219mm)	60”(1524mm)	JDAL-4860-JFLS	34	\$2696.39	\$2819.63	\$2788.83	\$2912.07
	72”(1829mm)	JDAL-4872-JFLS	34	2943.23	3080.15	3035.67	3172.59
29”(737mm) High, 24”(610mm) Deep Left/18”(457mm) Deep Right							
36”(914mm)	60”(1524mm)	JDAL-3660-JFLS	43	\$2465.09	\$2574.65	\$2571.15	\$2680.71
	72”(1829mm)	JDAL-3672-JFLS	43	2711.93	2835.17	2817.99	2941.23
48”(1219mm)	60”(1524mm)	JDAL-4860-JFLS	43	\$2711.93	\$2835.17	\$2817.99	\$2941.23
	72”(1829mm)	JDAL-4872-JFLS	43	2958.77	3095.69	3064.83	3201.75
29”(737mm) High, 24”(610mm) Deep Left/30”(762mm) Deep Right							
36”(914mm)	60”(1524mm)	JDAL-3660-JFLS	45	\$2554.01	\$2663.57	\$2660.07	\$2769.63
	72”(1829mm)	JDAL-3672-JFLS	45	2800.85	2924.09	2906.91	3030.15
48”(1219mm)	60”(1524mm)	JDAL-4860-JFLS	45	\$2800.85	\$2924.09	\$2906.91	\$3030.15
	72”(1829mm)	JDAL-4872-JFLS	45	3047.69	3184.61	3153.75	3290.67
29”(737mm) High, 30”(762mm) Deep Left/24”(610mm) Deep Right							
48”(1219mm)	60”(1524mm)	JDAL-4860-JFLS	54	\$2816.39	\$2939.63	\$2936.07	\$3059.31
	72”(1829mm)	JDAL-4872-JFLS	54	3063.23	3200.15	3182.91	3319.83
Top — Laminate B							
29”(737mm) High, 18”(457mm) Deep Left/24”(610mm) Deep Right							
36”(914mm)	60”(1524mm)	JDAL-3660-JFLS	34	\$2534.27	\$2643.83	\$2626.71	\$2736.27
	72”(1829mm)	JDAL-3672-JFLS	34	2800.91	2924.15	2893.35	3016.59
48”(1219mm)	60”(1524mm)	JDAL-4860-JFLS	34	\$2800.91	\$2924.15	\$2893.35	\$3016.59
	72”(1829mm)	JDAL-4872-JFLS	34	3067.55	3204.47	3159.99	3296.91
29”(737mm) High, 24”(610mm) Deep Left/18”(457mm) Deep Right							
36”(914mm)	60”(1524mm)	JDAL-3660-JFLS	43	\$2549.81	\$2659.37	\$2655.87	\$2765.43
	72”(1829mm)	JDAL-3672-JFLS	43	2816.45	2939.69	2922.51	3045.75
48”(1219mm)	60”(1524mm)	JDAL-4860-JFLS	43	\$2816.45	\$2939.69	\$2922.51	\$3045.75
	72”(1829mm)	JDAL-4872-JFLS	43	3083.09	3220.01	3189.15	3326.07
29”(737mm) High, 24”(610mm) Deep Left/30”(762mm) Deep Right							
36”(914mm)	60”(1524mm)	JDAL-3660-JFLS	45	\$2645.93	\$2755.49	\$2751.99	\$2861.55
	72”(1829mm)	JDAL-3672-JFLS	45	2912.57	3035.81	3018.63	3141.87
48”(1219mm)	60”(1524mm)	JDAL-4860-JFLS	45	\$2912.57	\$3035.81	\$3018.63	\$3141.87
	72”(1829mm)	JDAL-4872-JFLS	45	3179.21	3316.13	3285.27	3422.19
29”(737mm) High, 30”(762mm) Deep Left/24”(610mm) Deep Right							
48”(1219mm)	60”(1524mm)	JDAL-4860-JFLS	54	\$2928.11	\$3051.35	\$3047.79	\$3171.03
	72”(1829mm)	JDAL-4872-JFLS	54	3194.75	3331.67	3314.43	3451.35

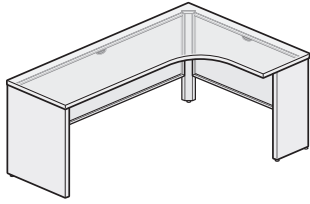
X Series Extended Transitional Corners

Extended Transitional Wrap-Around Corner — Laminate Top with Steel Full End Panel

Width	Length	Number	① ②	End Panels - Steel Trim A		End Panels - Steel Trim B	
				Modesty - Steel Trim A	Trim B	Modesty - Steel Trim A	Trim B
Right-Hand Configuration							
Top — Laminate A							
29"(737mm) High, 18"(457mm) Deep Left/24"(610mm) Deep Right							
36"(914mm)	60"(1524mm)	JDAL-3660-JFRS	34	\$2465.09	\$2574.65	\$2571.15	\$2680.71
	72"(1829mm)	JDAL-3672-JFRS	34	2711.93	2835.17	2817.99	2941.23
48"(1219mm)	60"(1524mm)	JDAL-4860-JFRS	34	\$2711.93	\$2835.17	\$2817.99	\$2941.23
	72"(1829mm)	JDAL-4872-JFRS	34	2958.77	3095.69	3064.83	3201.75
29"(737mm) High, 24"(610mm) Deep Left/18"(457mm) Deep Right							
36"(914mm)	60"(1524mm)	JDAL-3660-JFRS	43	\$2449.55	\$2559.11	\$2541.99	\$2651.55
	72"(1829mm)	JDAL-3672-JFRS	43	2696.39	2819.63	2788.83	2912.07
48"(1219mm)	60"(1524mm)	JDAL-4860-JFRS	43	\$2696.39	\$2819.63	\$2788.83	\$2912.07
	72"(1829mm)	JDAL-4872-JFRS	43	2943.23	3080.15	3035.67	3172.59
29"(737mm) High, 24"(610mm) Deep Left/30"(762mm) Deep Right							
48"(1219mm)	60"(1524mm)	JDAL-4860-JFRS	45	\$2816.39	\$2939.63	\$2936.07	\$3059.31
	72"(1829mm)	JDAL-4872-JFRS	45	3063.23	3200.15	3182.91	3319.83
29"(737mm) High, 30"(762mm) Deep Left/24"(610mm) Deep Right							
36"(914mm)	60"(1524mm)	JDAL-3660-JFRS	54	\$2554.01	\$2663.57	\$2660.07	\$2769.63
	72"(1829mm)	JDAL-3672-JFRS	54	2800.85	2924.09	2906.91	3030.15
48"(1219mm)	60"(1524mm)	JDAL-4860-JFRS	54	\$2800.85	\$2924.09	\$2906.91	\$3030.15
	72"(1829mm)	JDAL-4872-JFRS	54	3047.69	3184.61	3153.75	3290.67
Top — Laminate B							
29"(737mm) High, 18"(457mm) Deep Left/24"(610mm) Deep Right							
36"(914mm)	60"(1524mm)	JDAL-3660-JFRS	34	\$2549.81	\$2659.37	\$2655.87	\$2765.43
	72"(1829mm)	JDAL-3672-JFRS	34	2816.45	2939.69	2922.51	3045.75
48"(1219mm)	60"(1524mm)	JDAL-4860-JFRS	34	\$2816.45	\$2939.69	\$2922.51	\$3045.75
	72"(1829mm)	JDAL-4872-JFRS	34	3083.09	3220.01	3189.15	3326.07
29"(737mm) High, 24"(610mm) Deep Left/18"(457mm) Deep Right							
36"(914mm)	60"(1524mm)	JDAL-3660-JFRS	43	\$2534.27	\$2643.83	\$2626.71	\$2736.27
	72"(1829mm)	JDAL-3672-JFRS	43	2800.91	2924.15	2893.35	3016.59
48"(1219mm)	60"(1524mm)	JDAL-4860-JFRS	43	\$2800.91	\$2924.15	\$2893.35	\$3016.59
	72"(1829mm)	JDAL-4872-JFRS	43	3067.55	3204.47	3159.99	3296.91
29"(737mm) High, 24"(610mm) Deep Left/30"(762mm) Deep Right							
48"(1219mm)	60"(1524mm)	JDAL-4860-JFRS	45	\$2928.11	\$3051.35	\$3047.79	\$3171.03
	72"(1829mm)	JDAL-4872-JFRS	45	3194.75	3331.67	3314.43	3451.35
29"(737mm) High, 30"(762mm) Deep Left/24"(610mm) Deep Right							
36"(914mm)	60"(1524mm)	JDAL-3660-JFRS	54	\$2645.93	\$2755.49	\$2751.99	\$2861.55
	72"(1829mm)	JDAL-3672-JFRS	54	2912.57	3035.81	3018.63	3141.87
48"(1219mm)	60"(1524mm)	JDAL-4860-JFRS	54	\$2912.57	\$3035.81	\$3018.63	\$3141.87
	72"(1829mm)	JDAL-4872-JFRS	54	3179.21	3316.13	3285.27	3422.19

X Series Extended Transitional Corners

Extended Transitional Wrap-Around Corner — Laminate Top with Laminate Full End Panel



JDAL-JFLDLS
(Left-Hand)

Features

- Includes laminate top, laminate end panels, steel modesty panels, and hardware for assembly and attachment to adjoining casegood.
- High-pressure laminate top has 3mm edgeband on user edge and 1mm edgeband on sides and back.
- Modesty panels are available with or without scallop wireway for cable management; scallop is centered at top of modesty panel.
- Glides provide 1.5"(38mm) adjustment range.
- Field assembled.

Specification Tips

- Not for use as a stand-alone casegood. Half end panel must be attached to a return or bridge.
- Top has a 6"(152mm) depth difference at each end. Specify adjoining casegoods accordingly.
- Modesty panel height, cable management, and color selections apply to both modesty panels.
- When placing a mobile, attached, or suspended pedestal inside the corner, pedestal depth must be at least 6"(152mm) less than nominal depth of top. See table.

Corner/Pedestal Nominal Depths

Corner Depth	Pedestal Depth
18"(457mm)	N/A
24"(610mm)	18"(457mm)
30"(762mm)	24"(610mm)

To Order, Specify:

1) Product number, including:

1 Modesty Panel Height:

- B** 1/3 Height
- D** 3/4 Height, add **\$90.76** list
- F** Full Height, add **\$181.52** list

2 Modesty Panel Cable Management:

- N** No Scallop
- S** Scallop

- Laminate color for top.
- Edge trim color for top.
- Laminate color for end panels.
- Edge trim color for end panels.
- Trim color for modesty panels.

Width	Length	Number	① ②	End Panels - Laminate A		End Panels - Laminate B	
				Modesty - Steel Trim A	Trim B	Modesty - Steel Trim A	Trim B
Left-Hand Configuration							
Top — Laminate A							
29"(737mm) High, 18"(457mm) Deep Left/24"(610mm) Deep Right							
36"(914mm)	60"(1524mm)	JDAL-3660-JFLL	34	\$2151.51	\$2261.07	\$2219.19	\$2328.75
	72"(1829mm)	JDAL-3672-JFLL	34	2398.35	2521.59	2466.03	2589.27
48"(1219mm)	60"(1524mm)	JDAL-4860-JFLL	34	\$2398.35	\$2521.59	\$2466.03	\$2589.27
	72"(1829mm)	JDAL-4872-JFLL	34	2645.19	2782.11	2712.87	2849.79
29"(737mm) High, 24"(610mm) Deep Left/18"(457mm) Deep Right							
36"(914mm)	60"(1524mm)	JDAL-3660-JFLL	43	\$2167.05	\$2276.61	\$2235.75	\$2345.31
	72"(1829mm)	JDAL-3672-JFLL	43	2413.89	2537.13	2482.59	2605.83
48"(1219mm)	60"(1524mm)	JDAL-4860-JFLL	43	\$2413.89	\$2537.13	\$2482.59	\$2605.83
	72"(1829mm)	JDAL-4872-JFLL	43	2660.73	2797.65	2729.43	2866.35
29"(737mm) High, 24"(610mm) Deep Left/30"(762mm) Deep Right							
36"(914mm)	60"(1524mm)	JDAL-3660-JFLL	45	\$2255.97	\$2365.53	\$2324.67	\$2434.23
	72"(1829mm)	JDAL-3672-JFLL	45	2502.81	2626.05	2571.51	2694.75
48"(1219mm)	60"(1524mm)	JDAL-4860-JFLL	45	\$2502.81	\$2626.05	\$2571.51	\$2694.75
	72"(1829mm)	JDAL-4872-JFLL	45	2749.65	2886.57	2818.35	2955.27
29"(737mm) High, 30"(762mm) Deep Left/24"(610mm) Deep Right							
48"(1219mm)	60"(1524mm)	JDAL-4860-JFLL	54	\$2518.35	\$2641.59	\$2588.07	\$2711.31
	72"(1829mm)	JDAL-4872-JFLL	54	2765.19	2902.11	2834.91	2971.83
Top — Laminate B							
29"(737mm) High, 18"(457mm) Deep Left/24"(610mm) Deep Right							
36"(914mm)	60"(1524mm)	JDAL-3660-JFLL	34	\$2236.23	\$2345.79	\$2303.91	\$2413.47
	72"(1829mm)	JDAL-3672-JFLL	34	2502.87	2626.11	2570.55	2693.79
48"(1219mm)	60"(1524mm)	JDAL-4860-JFLL	34	\$2502.87	\$2626.11	\$2570.55	\$2693.79
	72"(1829mm)	JDAL-4872-JFLL	34	2769.51	2906.43	2837.19	2974.11
29"(737mm) High, 24"(610mm) Deep Left/18"(457mm) Deep Right							
36"(914mm)	60"(1524mm)	JDAL-3660-JFLL	43	\$2251.77	\$2361.33	\$2320.47	\$2430.03
	72"(1829mm)	JDAL-3672-JFLL	43	2518.41	2641.65	2587.11	2710.35
48"(1219mm)	60"(1524mm)	JDAL-4860-JFLL	43	\$2518.41	\$2641.65	\$2587.11	\$2710.35
	72"(1829mm)	JDAL-4872-JFLL	43	2785.05	2921.97	2853.75	2990.67
29"(737mm) High, 24"(610mm) Deep Left/30"(762mm) Deep Right							
36"(914mm)	60"(1524mm)	JDAL-3660-JFLL	45	\$2347.89	\$2457.45	\$2416.59	\$2526.15
	72"(1829mm)	JDAL-3672-JFLL	45	2614.53	2737.77	2683.23	2806.47
48"(1219mm)	60"(1524mm)	JDAL-4860-JFLL	45	\$2614.53	\$2737.77	\$2683.23	\$2806.47
	72"(1829mm)	JDAL-4872-JFLL	45	2881.17	3018.09	2949.87	3086.79
29"(737mm) High, 30"(762mm) Deep Left/24"(610mm) Deep Right							
48"(1219mm)	60"(1524mm)	JDAL-4860-JFLL	54	\$2630.07	\$2753.31	\$2699.79	\$2823.03
	72"(1829mm)	JDAL-4872-JFLL	54	2896.71	3033.63	2966.43	3103.35

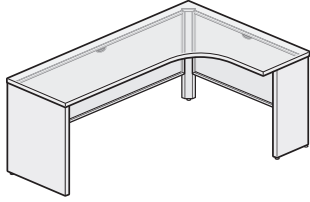
X Series Extended Transitional Corners

Extended Transitional Wrap-Around Corner — Laminate Top with Laminate Full End Panel

Width	Length	Number	① ②	End Panels - Laminate A		End Panels - Laminate B	
				Modesty - Steel Trim A	Trim B	Modesty - Steel Trim A	Trim B
Right-Hand Configuration							
Top — Laminate A							
29"(737mm) High, 18"(457mm) Deep Left/24"(610mm) Deep Right							
36"(914mm)	60"(1524mm)	JDAL-3660-JFRL	34	\$2167.05	\$2276.61	\$2235.75	\$2345.31
	72"(1829mm)	JDAL-3672-JFRL	34	2413.89	2537.13	2482.59	2605.83
48"(1219mm)	60"(1524mm)	JDAL-4860-JFRL	34	\$2413.89	\$2537.13	\$2482.59	\$2605.83
	72"(1829mm)	JDAL-4872-JFRL	34	2660.73	2797.65	2729.43	2866.35
29"(737mm) High, 24"(610mm) Deep Left/18"(457mm) Deep Right							
36"(914mm)	60"(1524mm)	JDAL-3660-JFRL	43	\$2151.51	\$2261.07	\$2219.19	\$2328.75
	72"(1829mm)	JDAL-3672-JFRL	43	2398.35	2521.59	2466.03	2589.27
48"(1219mm)	60"(1524mm)	JDAL-4860-JFRL	43	\$2398.35	\$2521.59	\$2466.03	\$2589.27
	72"(1829mm)	JDAL-4872-JFRL	43	2645.19	2782.11	2712.87	2849.79
29"(737mm) High, 24"(610mm) Deep Left/30"(762mm) Deep Right							
48"(1219mm)	60"(1524mm)	JDAL-4860-JFRL	45	\$2518.35	\$2641.59	\$2588.07	\$2711.31
	72"(1829mm)	JDAL-4872-JFRL	45	2765.19	2902.11	2834.91	2971.83
29"(737mm) High, 30"(762mm) Deep Left/24"(610mm) Deep Right							
36"(914mm)	60"(1524mm)	JDAL-3660-JFRL	54	\$2255.97	\$2365.53	\$2324.67	\$2434.23
	72"(1829mm)	JDAL-3672-JFRL	54	2502.81	2626.05	2571.51	2694.75
48"(1219mm)	60"(1524mm)	JDAL-4860-JFRL	54	\$2502.81	\$2626.05	\$2571.51	\$2694.75
	72"(1829mm)	JDAL-4872-JFRL	54	2749.65	2886.57	2818.35	2955.27
Top — Laminate B							
29"(737mm) High, 18"(457mm) Deep Left/24"(610mm) Deep Right							
36"(914mm)	60"(1524mm)	JDAL-3660-JFRL	34	\$2251.77	\$2361.33	\$2320.47	\$2430.03
	72"(1829mm)	JDAL-3672-JFRL	34	2518.41	2641.65	2587.11	2710.35
48"(1219mm)	60"(1524mm)	JDAL-4860-JFRL	34	\$2518.41	\$2641.65	\$2587.11	\$2710.35
	72"(1829mm)	JDAL-4872-JFRL	34	2785.05	2921.97	2853.75	2990.67
29"(737mm) High, 24"(610mm) Deep Left/18"(457mm) Deep Right							
36"(914mm)	60"(1524mm)	JDAL-3660-JFRL	43	\$2236.23	\$2345.79	\$2303.91	\$2413.47
	72"(1829mm)	JDAL-3672-JFRL	43	2502.87	2626.11	2570.55	2693.79
48"(1219mm)	60"(1524mm)	JDAL-4860-JFRL	43	\$2502.87	\$2626.11	\$2570.55	\$2693.79
	72"(1829mm)	JDAL-4872-JFRL	43	2769.51	2906.43	2837.19	2974.11
29"(737mm) High, 24"(610mm) Deep Left/30"(762mm) Deep Right							
48"(1219mm)	60"(1524mm)	JDAL-4860-JFRL	45	\$2630.07	\$2753.31	\$2699.79	\$2823.03
	72"(1829mm)	JDAL-4872-JFRL	45	2896.71	3033.63	2966.43	3103.35
29"(737mm) High, 30"(762mm) Deep Left/24"(610mm) Deep Right							
36"(914mm)	60"(1524mm)	JDAL-3660-JFRL	54	\$2347.89	\$2457.45	\$2416.59	\$2526.15
	72"(1829mm)	JDAL-3672-JFRL	54	2614.53	2737.77	2683.23	2806.47
48"(1219mm)	60"(1524mm)	JDAL-4860-JFRL	54	\$2614.53	\$2737.77	\$2683.23	\$2806.47
	72"(1829mm)	JDAL-4872-JFRL	54	2881.17	3018.09	2949.87	3086.79

X Series Extended Transitional Corners

Extended Transitional Wrap-Around Corner — Laminate Top with Wood Full End Panel



JDAL-JFLWDS
(Left-Hand)

Features

- Includes laminate top, wood end panels, steel modesty panels, and hardware for assembly and attachment to adjoining casegood.
- High-pressure laminate top has 3mm edgeband on user edge and 1mm edgeband on sides and back.
- Modesty panels are available with or without scallop wireway for cable management; scallop is centered at top of modesty panel.
- Glides provide 1.5"(38mm) adjustment range.
- Field assembled.

Specification Tips

- Not for use as a stand-alone casegood. Half end panel must be attached to a return or bridge.
- Top has a 6"(152mm) depth difference at each end. Specify adjoining casegoods accordingly.
- Modesty panel height, cable management, and color selections apply to both modesty panels.
- When placing a mobile, attached, or suspended pedestal inside the corner, pedestal depth must be at least 6"(152mm) less than nominal depth of top. See table.

Corner/Pedestal Nominal Depths

Corner Depth	Pedestal Depth
18"(457mm)	N/A
24"(610mm)	18"(457mm)
30"(762mm)	24"(610mm)

To Order, Specify:

1) Product number, including:

① Modesty Panel Height:

- B** 1/3 Height
- D** 3/4 Height, add **\$90.76** list
- F** Full Height, add **\$181.52** list

② Modesty Panel Cable Management:

- N** No Scallop
- S** Scallop

- 2) Laminate color for top.
- 3) Edge trim color for top.
- 4) Wood finish color for end panels.
- 5) Trim color for modesty panels.

Width	Length	Number	End Panels - Wood Group A		End Panels - Wood Group B	
			Modesty - Steel Trim A	Trim B	Modesty - Steel Trim A	Trim B
Left-Hand Configuration						
Top — Laminate A						
29"(737mm) High, 18"(457mm) Deep Left/24"(610mm) Deep Right						
36"(914mm)	60"(1524mm)	JDAL-3660-JFLW	34	\$2617.37	\$2726.93	\$2850.93
	72"(1829mm)	JDAL-3672-JFLW	34	2864.21	2987.45	3097.77
48"(1219mm)	60"(1524mm)	JDAL-4860-JFLW	34	\$2864.21	\$2987.45	\$3097.77
	72"(1829mm)	JDAL-4872-JFLW	34	3111.05	3247.97	3344.61
29"(737mm) High, 24"(610mm) Deep Left/18"(457mm) Deep Right						
36"(914mm)	60"(1524mm)	JDAL-3660-JFLW	43	\$2632.91	\$2742.47	\$2869.17
	72"(1829mm)	JDAL-3672-JFLW	43	2879.75	3002.99	3116.01
48"(1219mm)	60"(1524mm)	JDAL-4860-JFLW	43	\$2879.75	\$3002.99	\$3116.01
	72"(1829mm)	JDAL-4872-JFLW	43	3126.59	3263.51	3362.85
29"(737mm) High, 24"(610mm) Deep Left/30"(762mm) Deep Right						
36"(914mm)	60"(1524mm)	JDAL-3660-JFLW	45	\$2721.83	\$2831.39	\$2958.09
	72"(1829mm)	JDAL-3672-JFLW	45	2968.67	3091.91	3204.93
48"(1219mm)	60"(1524mm)	JDAL-4860-JFLW	45	\$2968.67	\$3091.91	\$3204.93
	72"(1829mm)	JDAL-4872-JFLW	45	3215.51	3352.43	3451.77
29"(737mm) High, 30"(762mm) Deep Left/24"(610mm) Deep Right						
48"(1219mm)	60"(1524mm)	JDAL-4860-JFLW	54	\$2984.21	\$3107.45	\$3223.17
	72"(1829mm)	JDAL-4872-JFLW	54	3231.05	3367.97	3470.01
Top — Laminate B						
29"(737mm) High, 18"(457mm) Deep Left/24"(610mm) Deep Right						
36"(914mm)	60"(1524mm)	JDAL-3660-JFLW	34	\$2702.09	\$2811.65	\$2935.65
	72"(1829mm)	JDAL-3672-JFLW	34	2968.73	3091.97	3202.29
48"(1219mm)	60"(1524mm)	JDAL-4860-JFLW	34	\$2968.73	\$3091.97	\$3202.29
	72"(1829mm)	JDAL-4872-JFLW	34	3235.37	3372.29	3468.93
29"(737mm) High, 24"(610mm) Deep Left/18"(457mm) Deep Right						
36"(914mm)	60"(1524mm)	JDAL-3660-JFLW	43	\$2717.63	\$2827.19	\$2953.89
	72"(1829mm)	JDAL-3672-JFLW	43	2984.27	3107.51	3220.53
48"(1219mm)	60"(1524mm)	JDAL-4860-JFLW	43	\$2984.27	\$3107.51	\$3220.53
	72"(1829mm)	JDAL-4872-JFLW	43	3250.91	3387.83	3487.17
29"(737mm) High, 24"(610mm) Deep Left/30"(762mm) Deep Right						
36"(914mm)	60"(1524mm)	JDAL-3660-JFLW	45	\$2813.75	\$2923.31	\$3050.01
	72"(1829mm)	JDAL-3672-JFLW	45	3080.39	3203.63	3316.65
48"(1219mm)	60"(1524mm)	JDAL-4860-JFLW	45	\$3080.39	\$3203.63	\$3316.65
	72"(1829mm)	JDAL-4872-JFLW	45	3347.03	3483.95	3583.29
29"(737mm) High, 30"(762mm) Deep Left/24"(610mm) Deep Right						
48"(1219mm)	60"(1524mm)	JDAL-4860-JFLW	54	\$3095.93	\$3219.17	\$3334.89
	72"(1829mm)	JDAL-4872-JFLW	54	3362.57	3499.49	3601.53

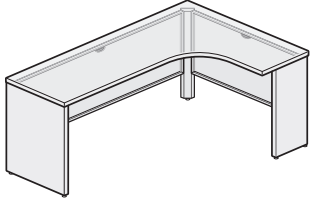
X Series Extended Transitional Corners

Extended Transitional Wrap-Around Corner — Laminate Top with Wood Full End Panel

Width	Length	Number	①②	End Panels - Wood Group A		End Panels - Wood Group B	
				Modesty - Steel Trim A	Trim B	Modesty - Steel Trim A	Trim B
Right-Hand Configuration							
Top — Laminate A							
29"(737mm) High, 18"(457mm) Deep Left/24"(610mm) Deep Right							
36"(914mm)	60"(1524mm)	JDAL-3660-JFRW	34	\$2632.91	\$2742.47	\$2869.17	\$2978.73
	72"(1829mm)	JDAL-3672-JFRW	34	2879.75	3002.99	3116.01	3239.25
48"(1219mm)	60"(1524mm)	JDAL-4860-JFRW	34	\$2879.75	\$3002.99	\$3116.01	\$3239.25
	72"(1829mm)	JDAL-4872-JFRW	34	3126.59	3263.51	3362.85	3499.77
29"(737mm) High, 24"(610mm) Deep Left/18"(457mm) Deep Right							
36"(914mm)	60"(1524mm)	JDAL-3660-JFRW	43	\$2617.37	\$2726.93	\$2850.93	\$2960.49
	72"(1829mm)	JDAL-3672-JFRW	43	2864.21	2987.45	3097.77	3221.01
48"(1219mm)	60"(1524mm)	JDAL-4860-JFRW	43	\$2864.21	\$2987.45	\$3097.77	\$3221.01
	72"(1829mm)	JDAL-4872-JFRW	43	3111.05	3247.97	3344.61	3481.53
29"(737mm) High, 24"(610mm) Deep Left/30"(762mm) Deep Right							
48"(1219mm)	60"(1524mm)	JDAL-4860-JFRW	45	\$2984.21	\$3107.45	\$3223.17	\$3346.41
	72"(1829mm)	JDAL-4872-JFRW	45	3231.05	3367.97	3470.01	3606.93
29"(737mm) High, 30"(762mm) Deep Left/24"(610mm) Deep Right							
36"(914mm)	60"(1524mm)	JDAL-3660-JFRW	54	\$2721.83	\$2831.39	\$2958.09	\$3067.65
	72"(1829mm)	JDAL-3672-JFRW	54	2968.67	3091.91	3204.93	3328.17
48"(1219mm)	60"(1524mm)	JDAL-4860-JFRW	54	\$2968.67	\$3091.91	\$3204.93	\$3328.17
	72"(1829mm)	JDAL-4872-JFRW	54	3215.51	3352.43	3451.77	3588.69
Top — Laminate B							
29"(737mm) High, 18"(457mm) Deep Left/24"(610mm) Deep Right							
36"(914mm)	60"(1524mm)	JDAL-3660-JFRW	34	\$2717.63	\$2827.19	\$2953.89	\$3063.45
	72"(1829mm)	JDAL-3672-JFRW	34	2984.27	3107.51	3220.53	3343.77
48"(1219mm)	60"(1524mm)	JDAL-4860-JFRW	34	\$2984.27	\$3107.51	\$3220.53	\$3343.77
	72"(1829mm)	JDAL-4872-JFRW	34	3250.91	3387.83	3487.17	3624.09
29"(737mm) High, 24"(610mm) Deep Left/18"(457mm) Deep Right							
36"(914mm)	60"(1524mm)	JDAL-3660-JFRW	43	\$2702.09	\$2811.65	\$2935.65	\$3045.21
	72"(1829mm)	JDAL-3672-JFRW	43	2968.73	3091.97	3202.29	3325.53
48"(1219mm)	60"(1524mm)	JDAL-4860-JFRW	43	\$2968.73	\$3091.97	\$3202.29	\$3325.53
	72"(1829mm)	JDAL-4872-JFRW	43	3235.37	3372.29	3468.93	3605.85
29"(737mm) High, 24"(610mm) Deep Left/30"(762mm) Deep Right							
48"(1219mm)	60"(1524mm)	JDAL-4860-JFRW	45	\$3095.93	\$3219.17	\$3334.89	\$3458.13
	72"(1829mm)	JDAL-4872-JFRW	45	3362.57	3499.49	3601.53	3738.45
29"(737mm) High, 30"(762mm) Deep Left/24"(610mm) Deep Right							
36"(914mm)	60"(1524mm)	JDAL-3660-JFRW	54	\$2813.75	\$2923.31	\$3050.01	\$3159.57
	72"(1829mm)	JDAL-3672-JFRW	54	3080.39	3203.63	3316.65	3439.89
48"(1219mm)	60"(1524mm)	JDAL-4860-JFRW	54	\$3080.39	\$3203.63	\$3316.65	\$3439.89
	72"(1829mm)	JDAL-4872-JFRW	54	3347.03	3483.95	3583.29	3720.21

X Series Extended Transitional Corners

Extended Transitional Wrap-Around Corner — Wood Top with Steel Full End Panel



JDAW-KFLSDS
(Left-Hand)

Features

- Includes wood top, steel end panels, steel modesty panels, and hardware for assembly and attachment to adjoining casegood.
- Wood veneer top has 3mm edgeband on user edge and 1mm edgeband on sides and back.
- Modesty panels are available with or without scallop wireway for cable management; scallop is centered at top of modesty panel.
- Glides provide 1.5”(38mm) adjustment range.
- Field assembled.

Specification Tips

- Not for use as a stand-alone casegood. Half end panel must be attached to a return or bridge.
- Top has a 6”(152mm) depth difference at each end. Specify adjoining casegoods accordingly.
- Modesty panel height, cable management, and color selections apply to both modesty panels.
- When placing a mobile, attached, or suspended pedestal inside the corner, pedestal depth must be at least 6”(152mm) less than nominal depth of top. See table.

Corner/Pedestal Nominal Depths

Corner Depth	Pedestal Depth
18”(457mm)	N/A
24”(610mm)	18”(457mm)
30”(762mm)	24”(610mm)

To Order, Specify:

1) Product number, including:

① Modesty Panel Height:

- B** 1/3 Height
- D** 3/4 Height, add **\$90.76** list
- F** Full Height, add **\$181.52** list

② Modesty Panel Cable Management:

- N** No Scallop
- S** Scallop

2) Wood finish color for top.

3) Trim color for end panels.

4) Trim color for modesty panels.

Width	Length	Number	①②	End Panels - Steel Trim A		End Panels - Steel Trim B	
				Modesty - Steel Trim A	Trim B	Modesty - Steel Trim A	Trim B
Left-Hand Configuration							
Top — Wood Group A							
29”(737mm) High, 18”(457mm) Deep Left/24”(610mm) Deep Right							
36”(914mm)	60”(1524mm)	JDAW-3660-KFLS	34	\$3227.12	\$3336.68	\$3319.56	\$3429.12
	72”(1829mm)	JDAW-3672-KFLS	34	3473.96	3597.20	3566.40	3689.64
48”(1219mm)	60”(1524mm)	JDAW-4860-KFLS	34	\$3473.96	\$3597.20	\$3566.40	\$3689.64
	72”(1829mm)	JDAW-4872-KFLS	34	3720.80	3857.72	3813.24	3950.16
29”(737mm) High, 24”(610mm) Deep Left/18”(457mm) Deep Right							
36”(914mm)	60”(1524mm)	JDAW-3660-KFLS	43	\$3242.66	\$3352.22	\$3348.72	\$3458.28
	72”(1829mm)	JDAW-3672-KFLS	43	3489.50	3612.74	3595.56	3718.80
48”(1219mm)	60”(1524mm)	JDAW-4860-KFLS	43	\$3489.50	\$3612.74	\$3595.56	\$3718.80
	72”(1829mm)	JDAW-4872-KFLS	43	3736.34	3873.26	3842.40	3979.32
29”(737mm) High, 24”(610mm) Deep Left/30”(762mm) Deep Right							
36”(914mm)	60”(1524mm)	JDAW-3660-KFLS	45	\$3331.58	\$3441.14	\$3437.64	\$3547.20
	72”(1829mm)	JDAW-3672-KFLS	45	3578.42	3701.66	3684.48	3807.72
48”(1219mm)	60”(1524mm)	JDAW-4860-KFLS	45	\$3578.42	\$3701.66	\$3684.48	\$3807.72
	72”(1829mm)	JDAW-4872-KFLS	45	3825.26	3962.18	3931.32	4068.24
29”(737mm) High, 30”(762mm) Deep Left/24”(610mm) Deep Right							
48”(1219mm)	60”(1524mm)	JDAW-4860-KFLS	54	\$3593.96	\$3717.20	\$3713.64	\$3836.88
	72”(1829mm)	JDAW-4872-KFLS	54	3840.80	3977.72	3960.48	4097.40
Top — Wood Group B							
29”(737mm) High, 18”(457mm) Deep Left/24”(610mm) Deep Right							
36”(914mm)	60”(1524mm)	JDAW-3660-KFLS	34	\$3461.54	\$3571.10	\$3553.98	\$3663.54
	72”(1829mm)	JDAW-3672-KFLS	34	3752.42	3875.66	3844.86	3968.10
48”(1219mm)	60”(1524mm)	JDAW-4860-KFLS	34	\$3752.42	\$3875.66	\$3844.86	\$3968.10
	72”(1829mm)	JDAW-4872-KFLS	34	4043.30	4180.22	4135.74	4272.66
29”(737mm) High, 24”(610mm) Deep Left/18”(457mm) Deep Right							
36”(914mm)	60”(1524mm)	JDAW-3660-KFLS	43	\$3477.08	\$3586.64	\$3583.14	\$3692.70
	72”(1829mm)	JDAW-3672-KFLS	43	3767.96	3891.20	3874.02	3997.26
48”(1219mm)	60”(1524mm)	JDAW-4860-KFLS	43	\$3767.96	\$3891.20	\$3874.02	\$3997.26
	72”(1829mm)	JDAW-4872-KFLS	43	4058.84	4195.76	4164.90	4301.82
29”(737mm) High, 24”(610mm) Deep Left/30”(762mm) Deep Right							
36”(914mm)	60”(1524mm)	JDAW-3660-KFLS	45	\$3581.84	\$3691.40	\$3687.90	\$3797.46
	72”(1829mm)	JDAW-3672-KFLS	45	3872.72	3995.96	3978.78	4102.02
48”(1219mm)	60”(1524mm)	JDAW-4860-KFLS	45	\$3872.72	\$3995.96	\$3978.78	\$4102.02
	72”(1829mm)	JDAW-4872-KFLS	45	4163.60	4300.52	4269.66	4406.58
29”(737mm) High, 30”(762mm) Deep Left/24”(610mm) Deep Right							
48”(1219mm)	60”(1524mm)	JDAW-4860-KFLS	54	\$3888.26	\$4011.50	\$4007.94	\$4131.18
	72”(1829mm)	JDAW-4872-KFLS	54	4179.14	4316.06	4298.82	4435.74

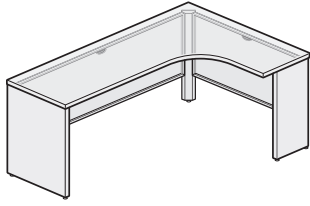
X Series Extended Transitional Corners

Extended Transitional Wrap-Around Corner — Wood Top with Steel Full End Panel

Width	Length	Number	① ②	End Panels - Steel Trim A		End Panels - Steel Trim B	
				Modesty - Steel Trim A	Trim B	Modesty - Steel Trim A	Trim B
Right-Hand Configuration							
Top — Wood Group A							
29"(737mm) High, 18"(457mm) Deep Left/24"(610mm) Deep Right							
36"(914mm)	60"(1524mm)	JDAW-3660-KFRS	34	\$3242.66	\$3352.22	\$3348.72	\$3458.28
	72"(1829mm)	JDAW-3672-KFRS	34	3489.50	3612.74	3595.56	3718.80
48"(1219mm)	60"(1524mm)	JDAW-4860-KFRS	34	\$3489.50	\$3612.74	\$3595.56	\$3718.80
	72"(1829mm)	JDAW-4872-KFRS	34	3736.34	3873.26	3842.40	3979.32
29"(737mm) High, 24"(610mm) Deep Left/18"(457mm) Deep Right							
36"(914mm)	60"(1524mm)	JDAW-3660-KFRS	43	\$3227.12	\$3336.68	\$3319.56	\$3429.12
	72"(1829mm)	JDAW-3672-KFRS	43	3473.96	3597.20	3566.40	3689.64
48"(1219mm)	60"(1524mm)	JDAW-4860-KFRS	43	\$3473.96	\$3597.20	\$3566.40	\$3689.64
	72"(1829mm)	JDAW-4872-KFRS	43	3720.80	3857.72	3813.24	3950.16
29"(737mm) High, 24"(610mm) Deep Left/30"(762mm) Deep Right							
48"(1219mm)	60"(1524mm)	JDAW-4860-KFRS	45	\$3593.96	\$3717.20	\$3713.64	\$3836.88
	72"(1829mm)	JDAW-4872-KFRS	45	3840.80	3977.72	3960.48	4097.40
29"(737mm) High, 30"(762mm) Deep Left/24"(610mm) Deep Right							
36"(914mm)	60"(1524mm)	JDAW-3660-KFRS	54	\$3331.58	\$3441.14	\$3437.64	\$3547.20
	72"(1829mm)	JDAW-3672-KFRS	54	3578.42	3701.66	3684.48	3807.72
48"(1219mm)	60"(1524mm)	JDAW-4860-KFRS	54	\$3578.42	\$3701.66	\$3684.48	\$3807.72
	72"(1829mm)	JDAW-4872-KFRS	54	3825.26	3962.18	3931.32	4068.24
Top — Wood Group B							
29"(737mm) High, 18"(457mm) Deep Left/24"(610mm) Deep Right							
36"(914mm)	60"(1524mm)	JDAW-3660-KFRS	34	\$3477.08	\$3586.64	\$3583.14	\$3692.70
	72"(1829mm)	JDAW-3672-KFRS	34	3767.96	3891.20	3874.02	3997.26
48"(1219mm)	60"(1524mm)	JDAW-4860-KFRS	34	\$3767.96	\$3891.20	\$3874.02	\$3997.26
	72"(1829mm)	JDAW-4872-KFRS	34	4058.84	4195.76	4164.90	4301.82
29"(737mm) High, 24"(610mm) Deep Left/18"(457mm) Deep Right							
36"(914mm)	60"(1524mm)	JDAW-3660-KFRS	43	\$3461.54	\$3571.10	\$3553.98	\$3663.54
	72"(1829mm)	JDAW-3672-KFRS	43	3752.42	3875.66	3844.86	3968.10
48"(1219mm)	60"(1524mm)	JDAW-4860-KFRS	43	\$3752.42	\$3875.66	\$3844.86	\$3968.10
	72"(1829mm)	JDAW-4872-KFRS	43	4043.30	4180.22	4135.74	4272.66
29"(737mm) High, 24"(610mm) Deep Left/30"(762mm) Deep Right							
48"(1219mm)	60"(1524mm)	JDAW-4860-KFRS	45	\$3888.26	\$4011.50	\$4007.94	\$4131.18
	72"(1829mm)	JDAW-4872-KFRS	45	4179.14	4316.06	4298.82	4435.74
29"(737mm) High, 30"(762mm) Deep Left/24"(610mm) Deep Right							
36"(914mm)	60"(1524mm)	JDAW-3660-KFRS	54	\$3581.84	\$3691.40	\$3687.90	\$3797.46
	72"(1829mm)	JDAW-3672-KFRS	54	3872.72	3995.96	3978.78	4102.02
48"(1219mm)	60"(1524mm)	JDAW-4860-KFRS	54	\$3872.72	\$3995.96	\$3978.78	\$4102.02
	72"(1829mm)	JDAW-4872-KFRS	54	4163.60	4300.52	4269.66	4406.58

X Series Extended Transitional Corners

Extended Transitional Wrap-Around Corner — Wood Top with Laminate Full End Panel



JDAW-KFLDLS
(Left-Hand)

Features

- Includes wood top, laminate end panels, steel modesty panels, and hardware for assembly and attachment to adjoining casegood.
- Wood veneer top has 3mm edgeband on user edge and 1mm edgeband on sides and back.
- Modesty panels are available with or without scallop wireway for cable management; scallop is centered at top of modesty panel.
- Glides provide 1.5”(38mm) adjustment range.
- Field assembled.

Specification Tips

- Not for use as a stand-alone casegood. Half end panel must be attached to a return or bridge.
- Top has a 6”(152mm) depth difference at each end. Specify adjoining casegoods accordingly.
- Modesty panel height, cable management, and color selections apply to both modesty panels.
- When placing a mobile, attached, or suspended pedestal inside the corner, pedestal depth must be at least 6”(152mm) less than nominal depth of top. See table.

Corner/Pedestal Nominal Depths

Corner Depth	Pedestal Depth
18”(457mm)	N/A
24”(610mm)	18”(457mm)
30”(762mm)	24”(610mm)

To Order, Specify:

1) Product number, including:

① Modesty Panel Height:

- B** 1/3 Height
- D** 3/4 Height, add **\$90.76** list
- F** Full Height, add **\$181.52** list

② Modesty Panel Cable Management:

- N** No Scallop
- S** Scallop

- 2) Wood finish color for top.
- 3) Laminate color for end panels.
- 4) Edge trim color for end panels.
- 5) Trim color for modesty panels.

Width	Length	Number	①②	End Panels - Laminate A Modesty - Steel		End Panels - Laminate B Modesty - Steel	
				Trim A	Trim B	Trim A	Trim B
Left-Hand Configuration							
Top — Wood Group A							
29”(737mm) High, 18”(457mm) Deep Left/24”(610mm) Deep Right							
36”(914mm)	60”(1524mm)	JDAW-3660-KFLL	34	\$2929.08	\$3038.64	\$2996.76	\$3106.32
	72”(1829mm)	JDAW-3672-KFLL	34	\$3175.92	\$3299.16	\$3243.60	\$3366.84
48”(1219mm)	60”(1524mm)	JDAW-4860-KFLL	34	\$3175.92	\$3299.16	\$3243.60	\$3366.84
	72”(1829mm)	JDAW-4872-KFLL	34	\$3422.76	\$3559.68	\$3490.44	\$3627.36
29”(737mm) High, 24”(610mm) Deep Left/18”(457mm) Deep Right							
36”(914mm)	60”(1524mm)	JDAW-3660-KFLL	43	\$2944.62	\$3054.18	\$3013.32	\$3122.88
	72”(1829mm)	JDAW-3672-KFLL	43	\$3191.46	\$3314.70	\$3260.16	\$3383.40
48”(1219mm)	60”(1524mm)	JDAW-4860-KFLL	43	\$3191.46	\$3314.70	\$3260.16	\$3383.40
	72”(1829mm)	JDAW-4872-KFLL	43	\$3438.30	\$3575.22	\$3507.00	\$3643.92
29”(737mm) High, 24”(610mm) Deep Left/30”(762mm) Deep Right							
36”(914mm)	60”(1524mm)	JDAW-3660-KFLL	45	\$3033.54	\$3143.10	\$3102.24	\$3211.80
	72”(1829mm)	JDAW-3672-KFLL	45	\$3280.38	\$3403.62	\$3349.08	\$3472.32
48”(1219mm)	60”(1524mm)	JDAW-4860-KFLL	45	\$3280.38	\$3403.62	\$3349.08	\$3472.32
	72”(1829mm)	JDAW-4872-KFLL	45	\$3527.22	\$3664.14	\$3595.92	\$3732.84
29”(737mm) High, 30”(762mm) Deep Left/24”(610mm) Deep Right							
48”(1219mm)	60”(1524mm)	JDAW-4860-KFLL	54	\$3295.92	\$3419.16	\$3365.64	\$3488.88
	72”(1829mm)	JDAW-4872-KFLL	54	\$3542.76	\$3679.68	\$3612.48	\$3749.40
Top — Wood Group B							
29”(737mm) High, 18”(457mm) Deep Left/24”(610mm) Deep Right							
36”(914mm)	60”(1524mm)	JDAW-3660-KFLL	34	\$3163.50	\$3273.06	\$3231.18	\$3340.74
	72”(1829mm)	JDAW-3672-KFLL	34	\$3454.38	\$3577.62	\$3522.06	\$3645.30
48”(1219mm)	60”(1524mm)	JDAW-4860-KFLL	34	\$3454.38	\$3577.62	\$3522.06	\$3645.30
	72”(1829mm)	JDAW-4872-KFLL	34	\$3745.26	\$3882.18	\$3812.94	\$3949.86
29”(737mm) High, 24”(610mm) Deep Left/18”(457mm) Deep Right							
36”(914mm)	60”(1524mm)	JDAW-3660-KFLL	43	\$3179.04	\$3288.60	\$3247.74	\$3357.30
	72”(1829mm)	JDAW-3672-KFLL	43	\$3469.92	\$3593.16	\$3538.62	\$3661.86
48”(1219mm)	60”(1524mm)	JDAW-4860-KFLL	43	\$3469.92	\$3593.16	\$3538.62	\$3661.86
	72”(1829mm)	JDAW-4872-KFLL	43	\$3760.80	\$3897.72	\$3829.50	\$3966.42
29”(737mm) High, 24”(610mm) Deep Left/30”(762mm) Deep Right							
36”(914mm)	60”(1524mm)	JDAW-3660-KFLL	45	\$3283.80	\$3393.36	\$3352.50	\$3462.06
	72”(1829mm)	JDAW-3672-KFLL	45	\$3574.68	\$3697.92	\$3643.38	\$3766.62
48”(1219mm)	60”(1524mm)	JDAW-4860-KFLL	45	\$3574.68	\$3697.92	\$3643.38	\$3766.62
	72”(1829mm)	JDAW-4872-KFLL	45	\$3865.56	\$4002.48	\$3934.26	\$4071.18
29”(737mm) High, 30”(762mm) Deep Left/24”(610mm) Deep Right							
48”(1219mm)	60”(1524mm)	JDAW-4860-KFLL	54	\$3590.22	\$3713.46	\$3659.94	\$3783.18
	72”(1829mm)	JDAW-4872-KFLL	54	\$3881.10	\$4018.02	\$3950.82	\$4087.74

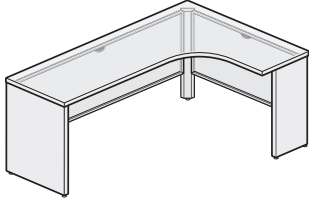
X Series Extended Transitional Corners

Extended Transitional Wrap-Around Corner — Wood Top with Laminate Full End Panel

Width	Length	Number	①②	End Panels - Laminate A		End Panels - Laminate B	
				Modesty - Steel Trim A	Trim B	Modesty - Steel Trim A	Trim B
Right-Hand Configuration							
Top — Wood Group A							
29"(737mm) High, 18"(457mm) Deep Left/24"(610mm) Deep Right							
36"(914mm)	60"(1524mm)	JDAW-3660-KFRL	34	\$2944.62	\$3054.18	\$3013.32	\$3122.88
	72"(1829mm)	JDAW-3672-KFRL	34	3191.46	3314.70	3260.16	3383.40
48"(1219mm)	60"(1524mm)	JDAW-4860-KFRL	34	\$3191.46	\$3314.70	\$3260.16	\$3383.40
	72"(1829mm)	JDAW-4872-KFRL	34	3438.30	3575.22	3507.00	3643.92
29"(737mm) High, 24"(610mm) Deep Left/18"(457mm) Deep Right							
36"(914mm)	60"(1524mm)	JDAW-3660-KFRL	43	\$2929.08	\$3038.64	\$2996.76	\$3106.32
	72"(1829mm)	JDAW-3672-KFRL	43	3175.92	3299.16	3243.60	3366.84
48"(1219mm)	60"(1524mm)	JDAW-4860-KFRL	43	\$3175.92	\$3299.16	\$3243.60	\$3366.84
	72"(1829mm)	JDAW-4872-KFRL	43	3422.76	3559.68	3490.44	3627.36
29"(737mm) High, 24"(610mm) Deep Left/30"(762mm) Deep Right							
48"(1219mm)	60"(1524mm)	JDAW-4860-KFRL	45	\$3295.92	\$3419.16	\$3365.64	\$3488.88
	72"(1829mm)	JDAW-4872-KFRL	45	3542.76	3679.68	3612.48	3749.40
29"(737mm) High, 30"(762mm) Deep Left/24"(610mm) Deep Right							
36"(914mm)	60"(1524mm)	JDAW-3660-KFRL	54	\$3033.54	\$3143.10	\$3102.24	\$3211.80
	72"(1829mm)	JDAW-3672-KFRL	54	3280.38	3403.62	3349.08	3472.32
48"(1219mm)	60"(1524mm)	JDAW-4860-KFRL	54	\$3280.38	\$3403.62	\$3349.08	\$3472.32
	72"(1829mm)	JDAW-4872-KFRL	54	3527.22	3664.14	3595.92	3732.84
Top — Wood Group B							
29"(737mm) High, 18"(457mm) Deep Left/24"(610mm) Deep Right							
36"(914mm)	60"(1524mm)	JDAW-3660-KFRL	34	\$3179.04	\$3288.60	\$3247.74	\$3357.30
	72"(1829mm)	JDAW-3672-KFRL	34	3469.92	3593.16	3538.62	3661.86
48"(1219mm)	60"(1524mm)	JDAW-4860-KFRL	34	\$3469.92	\$3593.16	\$3538.62	\$3661.86
	72"(1829mm)	JDAW-4872-KFRL	34	3760.80	3897.72	3829.50	3966.42
29"(737mm) High, 24"(610mm) Deep Left/18"(457mm) Deep Right							
36"(914mm)	60"(1524mm)	JDAW-3660-KFRL	43	\$3163.50	\$3273.06	\$3231.18	\$3340.74
	72"(1829mm)	JDAW-3672-KFRL	43	3454.38	3577.62	3522.06	3645.30
48"(1219mm)	60"(1524mm)	JDAW-4860-KFRL	43	\$3454.38	\$3577.62	\$3522.06	\$3645.30
	72"(1829mm)	JDAW-4872-KFRL	43	3745.26	3882.18	3812.94	3949.86
29"(737mm) High, 24"(610mm) Deep Left/30"(762mm) Deep Right							
48"(1219mm)	60"(1524mm)	JDAW-4860-KFRL	45	\$3590.22	\$3713.46	\$3659.94	\$3783.18
	72"(1829mm)	JDAW-4872-KFRL	45	3881.10	4018.02	3950.82	4087.74
29"(737mm) High, 30"(762mm) Deep Left/24"(610mm) Deep Right							
36"(914mm)	60"(1524mm)	JDAW-3660-KFRL	54	\$3283.80	\$3393.36	\$3352.50	\$3462.06
	72"(1829mm)	JDAW-3672-KFRL	54	3574.68	3697.92	3643.38	3766.62
48"(1219mm)	60"(1524mm)	JDAW-4860-KFRL	54	\$3574.68	\$3697.92	\$3643.38	\$3766.62
	72"(1829mm)	JDAW-4872-KFRL	54	3865.56	4002.48	3934.26	4071.18

X Series Extended Transitional Corners

Extended Transitional Wrap-Around Corner — Wood Top with Wood Full End Panel



JDAW-KFLWDS
(Left-Hand)

Features

- Includes wood top, wood end panels, steel modesty panels, and hardware for assembly and attachment to adjoining casegood.
- Wood veneer top has 3mm edgeband on user edge and 1mm edgeband on sides and back.
- Modesty panels are available with or without scallop wireway for cable management; scallop is centered at top of modesty panel.
- Glides provide 1.5”(38mm) adjustment range.
- Field assembled.

Specification Tips

- Not for use as a stand-alone casegood. Half end panel must be attached to a return or bridge.
- Top has a 6”(152mm) depth difference at each end. Specify adjoining casegoods accordingly.
- Modesty panel height, cable management, and color selections apply to both modesty panels.
- When placing a mobile, attached, or suspended pedestal inside the corner, pedestal depth must be at least 6”(152mm) less than nominal depth of top. See table.

Corner/Pedestal Nominal Depths

Corner Depth	Pedestal Depth
18”(457mm)	N/A
24”(610mm)	18”(457mm)
30”(762mm)	24”(610mm)

To Order, Specify:

1) Product number, including:

① Modesty Panel Height:

- B** 1/3 Height
- D** 3/4 Height, add **\$90.76** list
- F** Full Height, add **\$181.52** list

② Modesty Panel Cable Management:

- N** No Scallop
- S** Scallop

- 2) Wood finish color for top.
- 3) Wood finish color for end panels.
- 4) Trim color for modesty panels.

Width	Length	Number	End Panels - Wood Group A		End Panels - Wood Group B	
			Modesty - Steel Trim A	Trim B	Modesty - Steel Trim A	Trim B
Left-Hand Configuration						
Top — Wood Group A						
29”(737mm) High, 18”(457mm) Deep Left/24”(610mm) Deep Right						
36”(914mm)	60”(1524mm)	JDAW-3660-KFLW	34	\$3394.94	\$3504.50	\$3628.50
	72”(1829mm)	JDAW-3672-KFLW	34	\$3641.78	\$3765.02	\$3875.34
48”(1219mm)	60”(1524mm)	JDAW-4860-KFLW	34	\$3641.78	\$3765.02	\$3875.34
	72”(1829mm)	JDAW-4872-KFLW	34	\$3888.62	\$4025.54	\$4122.18
29”(737mm) High, 24”(610mm) Deep Left/18”(457mm) Deep Right						
36”(914mm)	60”(1524mm)	JDAW-3660-KFLW	43	\$3410.48	\$3520.04	\$3646.74
	72”(1829mm)	JDAW-3672-KFLW	43	\$3657.32	\$3780.56	\$3893.58
48”(1219mm)	60”(1524mm)	JDAW-4860-KFLW	43	\$3657.32	\$3780.56	\$3893.58
	72”(1829mm)	JDAW-4872-KFLW	43	\$3904.16	\$4041.08	\$4140.42
29”(737mm) High, 24”(610mm) Deep Left/30”(762mm) Deep Right						
36”(914mm)	60”(1524mm)	JDAW-3660-KFLW	45	\$3499.40	\$3608.96	\$3735.66
	72”(1829mm)	JDAW-3672-KFLW	45	\$3746.24	\$3869.48	\$3982.50
48”(1219mm)	60”(1524mm)	JDAW-4860-KFLW	45	\$3746.24	\$3869.48	\$3982.50
	72”(1829mm)	JDAW-4872-KFLW	45	\$3993.08	\$4130.00	\$4229.34
29”(737mm) High, 30”(762mm) Deep Left/24”(610mm) Deep Right						
48”(1219mm)	60”(1524mm)	JDAW-4860-KFLW	54	\$3761.78	\$3885.02	\$4000.74
	72”(1829mm)	JDAW-4872-KFLW	54	\$4008.62	\$4145.54	\$4247.58
Top — Wood Group B						
29”(737mm) High, 18”(457mm) Deep Left/24”(610mm) Deep Right						
36”(914mm)	60”(1524mm)	JDAW-3660-KFLW	34	\$3629.36	\$3738.92	\$3862.92
	72”(1829mm)	JDAW-3672-KFLW	34	\$3920.24	\$4043.48	\$4153.80
48”(1219mm)	60”(1524mm)	JDAW-4860-KFLW	34	\$3920.24	\$4043.48	\$4153.80
	72”(1829mm)	JDAW-4872-KFLW	34	\$4211.12	\$4348.04	\$4444.68
29”(737mm) High, 24”(610mm) Deep Left/18”(457mm) Deep Right						
36”(914mm)	60”(1524mm)	JDAW-3660-KFLW	43	\$3644.90	\$3754.46	\$3881.16
	72”(1829mm)	JDAW-3672-KFLW	43	\$3935.78	\$4059.02	\$4172.04
48”(1219mm)	60”(1524mm)	JDAW-4860-KFLW	43	\$3935.78	\$4059.02	\$4172.04
	72”(1829mm)	JDAW-4872-KFLW	43	\$4226.66	\$4363.58	\$4462.92
29”(737mm) High, 24”(610mm) Deep Left/30”(762mm) Deep Right						
36”(914mm)	60”(1524mm)	JDAW-3660-KFLW	45	\$3749.66	\$3859.22	\$3985.92
	72”(1829mm)	JDAW-3672-KFLW	45	\$4040.54	\$4163.78	\$4276.80
48”(1219mm)	60”(1524mm)	JDAW-4860-KFLW	45	\$4040.54	\$4163.78	\$4276.80
	72”(1829mm)	JDAW-4872-KFLW	45	\$4331.42	\$4468.34	\$4567.68
29”(737mm) High, 30”(762mm) Deep Left/24”(610mm) Deep Right						
48”(1219mm)	60”(1524mm)	JDAW-4860-KFLW	54	\$4056.08	\$4179.32	\$4295.04
	72”(1829mm)	JDAW-4872-KFLW	54	\$4346.96	\$4483.88	\$4585.92

X Series Extended Transitional Corners

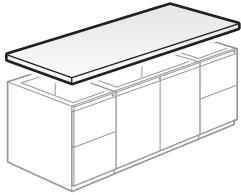
Extended Transitional Wrap-Around Corner — Wood Top with Wood Full End Panel

Width	Length	Number	①②	End Panels - Wood Group A		End Panels - Wood Group B	
				Modesty - Steel Trim A	Trim B	Modesty - Steel Trim A	Trim B
Right-Hand Configuration							
Top — Wood Group A							
29"(737mm) High, 18"(457mm) Deep Left/24"(610mm) Deep Right							
36"(914mm)	60"(1524mm)	JDAW-3660-KFRW	34	\$3410.48	\$3520.04	\$3646.74	\$3756.30
	72"(1829mm)	JDAW-3672-KFRW	34	3657.32	3780.56	3893.58	4016.82
48"(1219mm)	60"(1524mm)	JDAW-4860-KFRW	34	\$3657.32	\$3780.56	\$3893.58	\$4016.82
	72"(1829mm)	JDAW-4872-KFRW	34	3904.16	4041.08	4140.42	4277.34
29"(737mm) High, 24"(610mm) Deep Left/18"(457mm) Deep Right							
36"(914mm)	60"(1524mm)	JDAW-3660-KFRW	43	\$3394.94	\$3504.50	\$3628.50	\$3738.06
	72"(1829mm)	JDAW-3672-KFRW	43	3641.78	3765.02	3875.34	3998.58
48"(1219mm)	60"(1524mm)	JDAW-4860-KFRW	43	\$3641.78	\$3765.02	\$3875.34	\$3998.58
	72"(1829mm)	JDAW-4872-KFRW	43	3888.62	4025.54	4122.18	4259.10
29"(737mm) High, 24"(610mm) Deep Left/30"(762mm) Deep Right							
48"(1219mm)	60"(1524mm)	JDAW-4860-KFRW	45	\$3761.78	\$3885.02	\$4000.74	\$4123.98
	72"(1829mm)	JDAW-4872-KFRW	45	4008.62	4145.54	4247.58	4384.50
29"(737mm) High, 30"(762mm) Deep Left/24"(610mm) Deep Right							
36"(914mm)	60"(1524mm)	JDAW-3660-KFRW	54	\$3499.40	\$3608.96	\$3735.66	\$3845.22
	72"(1829mm)	JDAW-3672-KFRW	54	3746.24	3869.48	3982.50	4105.74
48"(1219mm)	60"(1524mm)	JDAW-4860-KFRW	54	\$3746.24	\$3869.48	\$3982.50	\$4105.74
	72"(1829mm)	JDAW-4872-KFRW	54	3993.08	4130.00	4229.34	4366.26
Top — Wood Group B							
29"(737mm) High, 18"(457mm) Deep Left/24"(610mm) Deep Right							
36"(914mm)	60"(1524mm)	JDAW-3660-KFRW	34	\$3644.90	\$3754.46	\$3881.16	\$3990.72
	72"(1829mm)	JDAW-3672-KFRW	34	3935.78	4059.02	4172.04	4295.28
48"(1219mm)	60"(1524mm)	JDAW-4860-KFRW	34	\$3935.78	\$4059.02	\$4172.04	\$4295.28
	72"(1829mm)	JDAW-4872-KFRW	34	4226.66	4363.58	4462.92	4599.84
29"(737mm) High, 24"(610mm) Deep Left/18"(457mm) Deep Right							
36"(914mm)	60"(1524mm)	JDAW-3660-KFRW	43	\$3629.36	\$3738.92	\$3862.92	\$3972.48
	72"(1829mm)	JDAW-3672-KFRW	43	3920.24	4043.48	4153.80	4277.04
48"(1219mm)	60"(1524mm)	JDAW-4860-KFRW	43	\$3920.24	\$4043.48	\$4153.80	\$4277.04
	72"(1829mm)	JDAW-4872-KFRW	43	4211.12	4348.04	4444.68	4581.60
29"(737mm) High, 24"(610mm) Deep Left/30"(762mm) Deep Right							
48"(1219mm)	60"(1524mm)	JDAW-4860-KFRW	45	\$4056.08	\$4179.32	\$4295.04	\$4418.28
	72"(1829mm)	JDAW-4872-KFRW	45	4346.96	4483.88	4585.92	4722.84
29"(737mm) High, 30"(762mm) Deep Left/24"(610mm) Deep Right							
36"(914mm)	60"(1524mm)	JDAW-3660-KFRW	54	\$3749.66	\$3859.22	\$3985.92	\$4095.48
	72"(1829mm)	JDAW-3672-KFRW	54	4040.54	4163.78	4276.80	4400.04
48"(1219mm)	60"(1524mm)	JDAW-4860-KFRW	54	\$4040.54	\$4163.78	\$4276.80	\$4400.04
	72"(1829mm)	JDAW-4872-KFRW	54	4331.42	4468.34	4567.68	4704.60

X Series Credenza Tops

Credenza Top – Laminate and Wood

Depth	Width	Number	Laminate	
			A	B
Laminate Credenza Top				
24"(610mm)	60"(1524mm)	JDSL-2460-JNNN	\$1050.08	1134.43
	66"(1676mm)	JDSL-2466-JNNN	1142.06	1233.83
	72"(1829mm)	JDSL-2472-JNNN	1207.76	1304.83
	78"(1981mm)	JDSL-2478-JNNN	1286.60	1390.03
	84"(2134mm)	JDSL-2484-JNNN	1365.44	1475.23



JDSL

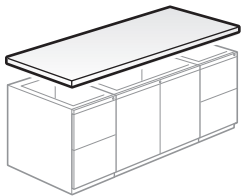
Product Features

- Includes laminate top and attachment hardware.
- High pressure laminate top has 3mm edgeband on user and guest edge and 1mm edgeband on sides.

To Order, Specify:

- 1) Product number.
- 2) Laminate color for top.
- 3) Edge trim color for top.

Depth	Width	Number	Wood	
			Group A	Group B
Wood Credenza Top				
24"(610mm)	60"(1524mm)	JDSW-2460-KNNN	\$1471.19	1638.78
	66"(1676mm)	JDSW-2466-KNNN	1563.17	1747.21
	72"(1829mm)	JDSW-2472-KNNN	1628.87	1824.66
	78"(1981mm)	JDSW-2478-KNNN	1707.71	1917.60
	84"(2134mm)	JDSW-2484-KNNN	1786.55	2010.54



JDSW

Product Features

- Includes wood top and attachment hardware.
- Wood veneer top has 3mm edgeband on user and guest edge, and 1mm edgeband on sides.

To Order, Specify:

- 1) Product number.
- 2) Wood finish color for top.

Common Product Features

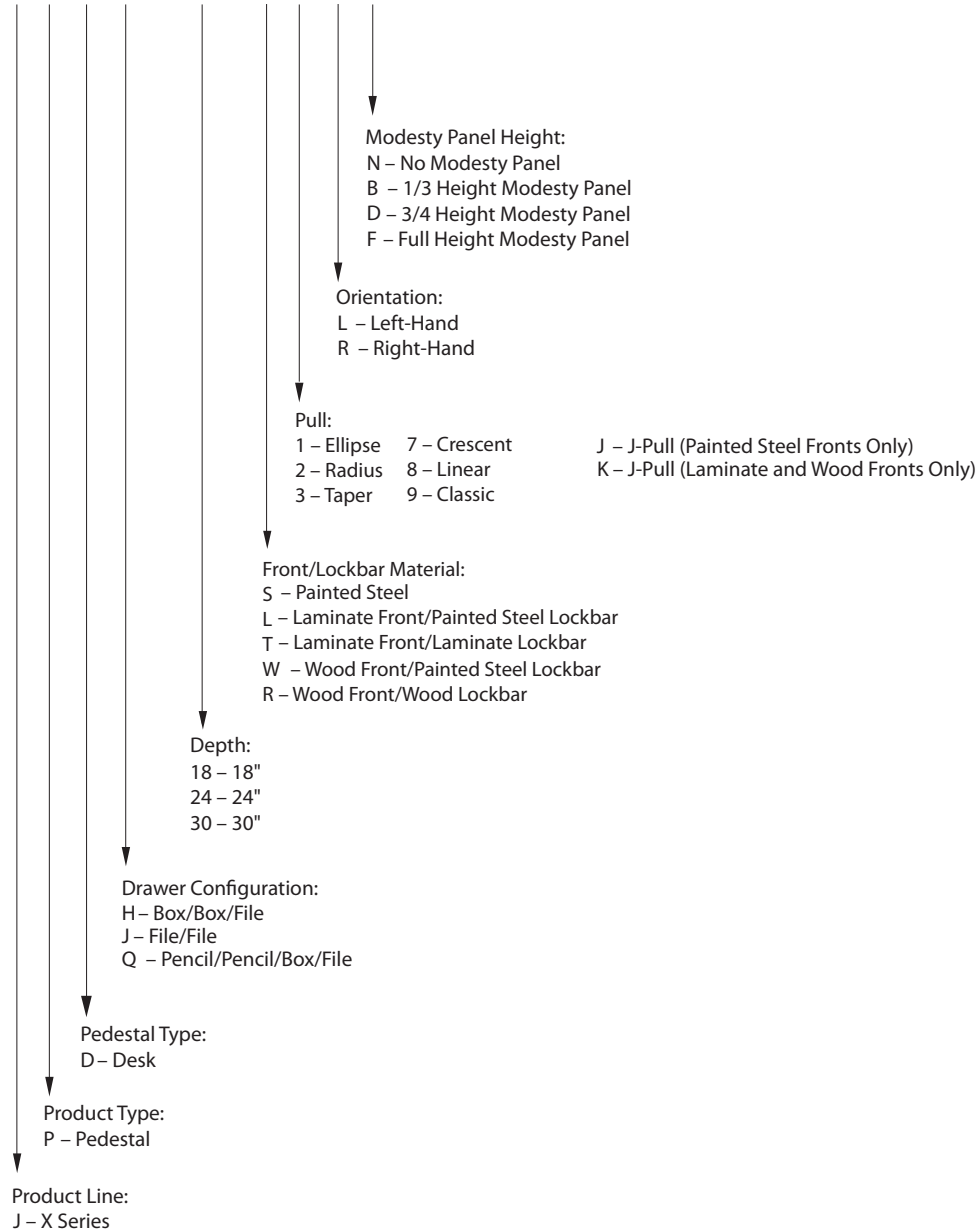
- Attaches to separately specified X Series attached lateral file(s), attached storage cabinets, attached combination units, and/or attached pedestals to create a credenza.

Specification Tips

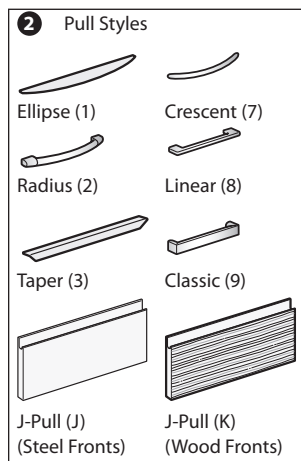
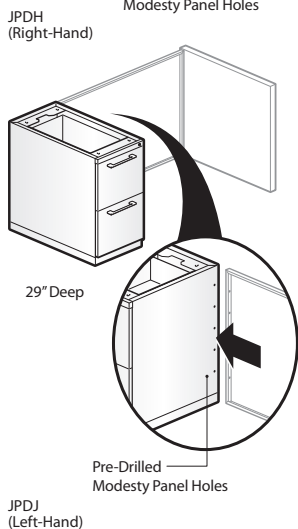
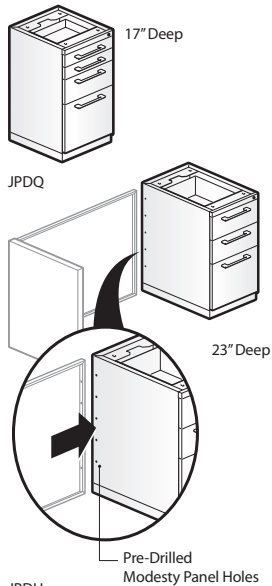
- Not for use with X Series Desk Pedestals; modesty panel mounting holes on the side of the desk pedestal will be visible.
- Not for use with X Series Freestanding Files, storage tops are included with freestanding casegoods.
- Designing a storage credenza with attached storage pieces less than 24"(610mm) deep will result in an overhang at the back of the credenza top.
- When using attached pedestals the recommended nominal depth is 24"(610mm) to minimize overhang of the top. The actual depth of a 24"(610mm) deep attached pedestal is greater than other storage pieces; the recommended application is to place the pedestal(s) at the end(s) of the credenza to conceal the depth difference. 18"(457mm) nominal depth pedestals are less deep than other storage pieces and therefore not recommended.
- For a storage credenza with attached pedestals and lateral files, specify a proud front attached lateral (not inset front) to match the pedestal front.
- When designing a credenza to support a Vertical Storage Unit, both ends of credenza must be 24"(610mm) deep attached pedestals.

X Series Desk Pedestals — Catalog Logic

J P D H - 18 - S 1 L B



X Series Desk Pedestals



Features

- Includes steel pedestal and attachment hardware.
- Pedestal with pencil drawers and/or box drawers includes a single pencil tray.
- Box drawers include one divider in each drawer.
- File drawers include one compressor in each drawer.
- Drawer front options include steel, laminate, or wood.
- Laminate fronts can be specified with a painted steel or laminate lockbar.
- Wood fronts can be specified with a painted steel or wood lockbar.
- Optional drawer pulls include Ellipse, Radius, Taper, Crescent, Linear, Classic, and J-Pull.
 - Ellipse pull available in non-metallic trim colors only
 - Radius pull available in metallic trim colors only
 - Taper, and J-Pull pull trim color matches case trim color
 - Crescent, Linear and Classic pulls are brushed nickel finish
- Drawers have full extension steel ball-bearing slides.
- Drawer interiors and accessories are black finish color.
- Single lock secures all drawers.
- Lock plug is available in black or chrome.
- For lock options, refer to Lock Program section of the Accessories Price List.
- Glides provide 1"(25mm) adjustment range.

Specification Tips

- For use with X Series Casegoods only.
- Desk pedestals are pre-drilled when specified to accept a casegood modesty panel; holes are located on the left side of a right-hand pedestal, and on the right side of a left-hand pedestal.
- Pedestal orientation can be field-changed from left to right or right to left. Order hole plugs (qty. 8) from eParts to cover exposed mounting holes.
- When specifying pedestals for standard rectangular or standard bow top desks, nominal depth of pedestal must match nominal depth of desk top. When specifying pedestals for executive rectangular or executive bow top desks, nominal depth of pedestal must be 6"(152mm) less than nominal depth of desk top. See table.

Desk/Pedestal Nominal Depths Standard Rectangular and Standard Bow Top Desks

Desk Depth	Pedestal Depth
24"(610mm)	24"(610mm)
30"(762mm)	30"(762mm)

Executive Rectangular and Executive Bow Top Desks

Desk Depth	Pedestal Depth
30"(762mm)	24"(610mm)
36"(914mm)	30"(762mm)

To Order, Specify:

Painted Steel Drawer Fronts

- 1) Product number, including:

1 Front/Lockbar Option:

- S** Painted steel fronts/painted steel lockbar

2 Pull (see side bar):

3 Orientation:

- L** Left-hand

- R** Right-hand

4 Casegood Modesty Panel Height:

- N** No Modesty Panel (double pedestal desk only)

- B** 1/3 Height

- D** 3/4 Height

- F** Full Height

- 2) Trim color for drawer fronts and case.

To Order, Specify (cont'd):

- 3) Trim color for pull (Ellipse and Radius only).
 - Ellipse (Non-metallic trim colors only)
 - Radius (Metallic trim colors only; Metallic trim on pull is included in price.)

- 4) Trim color for lock plug.

Laminate Drawer Fronts

- 1) Product number, including:

1 Front/Lockbar Option:

- L** Laminate fronts/painted steel lockbar

- T** Laminate fronts/laminate lockbar, add \$69.25 list

2 Pull (see side bar):

3 Orientation:

- L** Left-hand

- R** Right-hand

4 Casegood Modesty Panel Height:

- N** No Modesty Panel (double pedestal desk only)

- B** 1/3 Height

- D** 3/4 Height

- F** Full Height

- 2) Trim color for case.

- 3) Trim color for pull (Ellipse and Radius only).
 - Ellipse (Non-metallic trim colors only)
 - Radius (Metallic trim colors only; Metallic trim on pull is included in price.)

- 4) Laminate color for drawer fronts.

- 5) Edge trim color for drawer fronts.

- 6) Trim color for lock plug.

Wood Drawer Fronts

- 1) Product number, including:

1 Front/Lockbar Option:

- W** Wood fronts/painted steel lockbar

- R** Wood fronts/wood lockbar, add \$135.14 list

2 Pull (see side bar):

3 Orientation:

- L** Left-hand

- R** Right-hand

4 Casegood Modesty Panel Height:

- N** No Modesty Panel (double pedestal desk only)

- B** 1/3 Height

- D** 3/4 Height

- F** Full Height

- 2) Trim color for case.

- 3) Trim color for pull (Ellipse and Radius only).
 - Ellipse (Non-metallic trim colors only)
 - Radius (Metallic trim colors only; Metallic trim on pull is included in price.)

- 4) Wood finish color for drawer fronts.

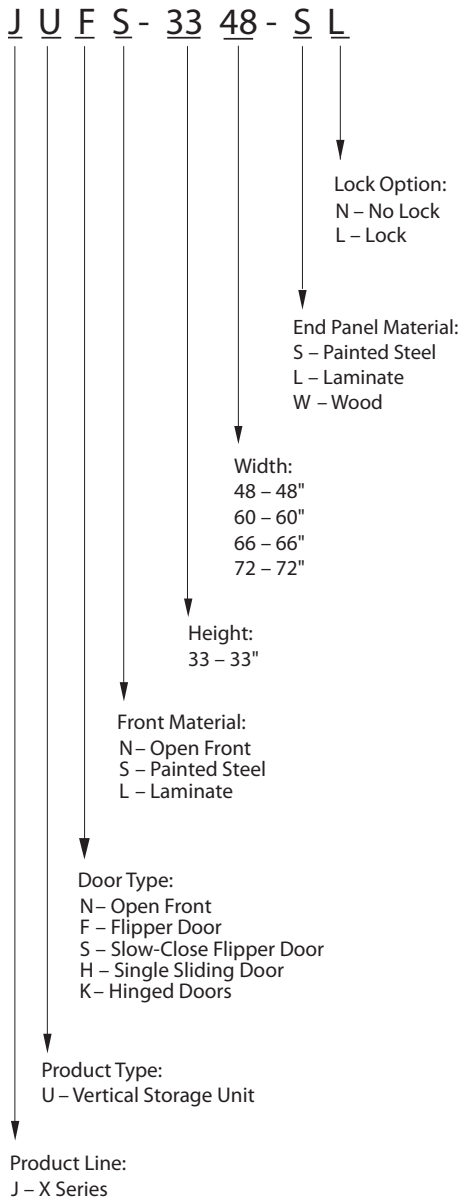
- 5) Trim color for lock plug.

X Series Desk Pedestals

Actual Depth	Actual Width	Pull	Number	Drawer Fronts		Drawer Fronts - Laminate A		Drawer Fronts - Laminate B		Drawer Fronts - Wood Group A		Drawer Fronts - Wood Group B			
				1	2	3	4	Trim A	Trim B	Trim A	Trim B	Trim A	Trim B	Trim A	Trim B
27.5"(699mm) High — Pencil/Pencil/Box/File															
17" (432mm)	15" (381mm)	1	JPDQ-18-	1		\$1064.14	\$1157.04	\$1371.54	\$1464.44	\$1396.16	\$1489.06	\$1668.82	\$1761.72	\$1705.99	\$1798.89
		J	JPDQ-18-	J		1064.14	1157.04	N/A	N/A	N/A	N/A	N/A	N/A	N/A	N/A
		2,3	JPDQ-18-			1233.10	1326.00	1540.50	1633.40	1565.12	1658.02	1837.78	1930.68	1874.95	1967.85
		7,8,9	JPDQ-18-			1273.70	1366.60	1581.10	1674.00	1605.72	1698.62	1878.38	1971.28	1915.55	2008.45
		K	JPDQ-18-	K		N/A	N/A	1776.90	1869.80	1801.52	1894.42	2074.18	2167.08	2111.35	2204.25
23" (584mm)	15" (381mm)	1	JPDQ-24-	1		\$1106.38	\$1212.80	\$1413.78	\$1520.20	\$1438.40	\$1544.82	\$1711.06	\$1817.48	\$1748.23	\$1854.65
		J	JPDQ-24-	J		1106.38	1212.80	N/A	N/A	N/A	N/A	N/A	N/A	N/A	N/A
		2,3	JPDQ-24-			1275.34	1381.76	1582.74	1689.16	1607.36	1713.78	1880.02	1986.44	1917.19	2023.61
		7,8,9	JPDQ-24-			1315.94	1422.36	1623.34	1729.76	1647.96	1754.38	1920.62	2027.04	1957.79	2064.21
		K	JPDQ-24-	K		N/A	N/A	1819.14	1925.56	1843.76	1950.18	2116.42	2222.84	2153.59	2260.01
29" (737mm)	15" (381mm)	1	JPDQ-30-	1		\$1217.43	\$1337.37	\$1524.83	\$1644.77	\$1549.45	\$1669.39	\$1822.11	\$1942.05	\$1859.28	\$1979.22
		J	JPDQ-30-	J		1217.43	1337.37	N/A	N/A	N/A	N/A	N/A	N/A	N/A	N/A
		2,3	JPDQ-30-			1386.39	1506.33	1693.79	1813.73	1718.41	1838.35	1991.07	2111.01	2028.24	2148.18
		7,8,9	JPDQ-30-			1426.99	1546.93	1734.39	1854.33	1759.01	1878.95	2031.67	2151.61	2068.84	2188.78
		K	JPDQ-30-	K		N/A	N/A	1930.19	2050.13	1954.81	2074.75	2227.47	2347.41	2264.64	2384.58
27.5"(699mm) High — Box/Box/File															
17" (432mm)	15" (381mm)	1	JPDH-18-	1		\$ 898.61	\$ 991.51	\$1151.98	\$1244.88	\$1172.23	\$1265.13	\$1398.57	\$1491.47	\$1439.10	\$1532.00
		J	JPDH-18-	J		898.61	991.51	N/A	N/A	N/A	N/A	N/A	N/A	N/A	N/A
		2,3	JPDH-18-			1025.33	1118.23	1278.70	1371.60	1298.95	1391.85	1525.29	1618.19	1565.82	1658.72
		7,8,9	JPDH-18-			1055.78	1148.68	1309.15	1402.05	1329.40	1422.30	1555.74	1648.64	1596.27	1689.17
		K	JPDH-18-	K		N/A	N/A	1456.00	1548.90	1476.25	1569.15	1702.59	1795.49	1743.12	1836.02
23" (584mm)	15" (381mm)	1	JPDH-24-	1		\$ 940.85	\$1047.27	\$1194.22	\$1300.64	\$1214.47	\$1320.89	\$1440.81	\$1547.23	\$1481.34	\$1587.76
		J	JPDH-24-	J		940.85	1047.27	N/A	N/A	N/A	N/A	N/A	N/A	N/A	N/A
		2,3	JPDH-24-			1067.57	1173.99	1320.94	1427.36	1341.19	1447.61	1567.53	1673.95	1608.06	1714.48
		7,8,9	JPDH-24-			1098.02	1204.44	1351.39	1457.81	1371.64	1478.06	1597.98	1704.40	1638.51	1744.93
		K	JPDH-24-	K		N/A	N/A	1498.24	1604.66	1518.49	1624.91	1744.83	1851.25	1785.36	1891.78
29" (737mm)	15" (381mm)	1	JPDH-30-	1		\$ 983.09	\$1103.03	\$1236.46	\$1356.40	\$1256.71	\$1376.65	\$1483.05	\$1602.99	\$1523.58	\$1643.52
		J	JPDH-30-	J		983.09	1103.03	N/A	N/A	N/A	N/A	N/A	N/A	N/A	N/A
		2,3	JPDH-30-			1109.81	1229.75	1363.18	1483.12	1383.43	1503.37	1609.77	1729.71	1650.30	1770.24
		7,8,9	JPDH-30-			1140.26	1260.20	1393.63	1513.57	1413.88	1533.82	1640.22	1760.16	1680.75	1800.69
		K	JPDH-30-	K		N/A	N/A	1540.48	1660.42	1560.73	1680.67	1787.07	1907.01	1827.60	1947.54
27.5"(699mm) High — File/File															
17" (432mm)	15" (381mm)	1	JPDJ-18-	1		\$ 839.50	\$ 932.40	\$1077.66	\$1170.56	\$1096.19	\$1189.09	\$1307.35	\$1400.25	\$1347.91	\$1440.81
		J	JPDJ-18-	J		839.50	932.40	N/A	N/A	N/A	N/A	N/A	N/A	N/A	N/A
		2,3	JPDJ-18-			923.98	1016.88	1162.14	1255.04	1180.67	1273.57	1391.83	1484.73	1432.39	1525.29
		7,8,9	JPDJ-18-			944.28	1037.18	1182.44	1275.34	1200.97	1293.87	1412.13	1505.03	1452.69	1545.59
		K	JPDJ-18-	K		N/A	N/A	1280.34	1373.24	1298.87	1391.77	1510.03	1602.93	1550.59	1643.49
23" (584mm)	15" (381mm)	1	JPDJ-24-	1		\$ 881.74	\$ 988.16	\$1119.90	\$1226.32	\$1138.43	\$1244.85	\$1349.59	\$1456.01	\$1390.15	\$1496.57
		J	JPDJ-24-	J		881.74	988.16	N/A	N/A	N/A	N/A	N/A	N/A	N/A	N/A
		2,3	JPDJ-24-			966.22	1072.64	1204.38	1310.80	1222.91	1329.33	1434.07	1540.49	1474.63	1581.05
		7,8,9	JPDJ-24-			986.52	1092.94	1224.68	1331.10	1243.21	1349.63	1454.37	1560.79	1494.93	1601.35
		K	JPDJ-24-	K		N/A	N/A	1322.58	1429.00	1341.11	1447.53	1552.27	1658.69	1592.83	1699.25
29" (737mm)	15" (381mm)	1	JPDJ-30-	1		\$ 923.98	\$1043.92	\$1162.14	\$1282.08	\$1180.67	\$1300.61	\$1391.83	\$1511.77	\$1432.39	\$1552.33
		J	JPDJ-30-	J		923.98	1043.92	N/A	N/A	N/A	N/A	N/A	N/A	N/A	N/A
		2,3	JPDJ-30-			1008.46	1128.40	1246.62	1366.56	1265.15	1385.09	1476.31	1596.25	1516.87	1636.81
		7,8,9	JPDJ-30-			1028.76	1148.70	1266.92	1386.86	1285.45	1405.39	1496.61	1616.55	1537.17	1657.11
		K	JPDJ-30-	K		N/A	N/A	1364.82	1484.76	1383.35	1503.29	1594.51	1714.45	1635.07	1755.01

This page intentionally blank

X Series Vertical Storage Units — Catalog Logic



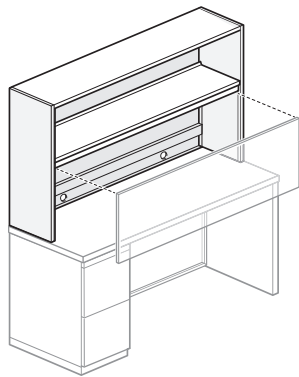
X Series Vertical Storage Units

Open Front Vertical Storage Unit

Actual Height	Actual Depth	Width	Number	Top, Shelf & End Panels - Steel	
				Trim A	Trim B
Open Front Vertical Storage Unit, Steel End Panels					
34.25"(870mm)	13.625"(346mm)	48"(1219mm)	JUNN-3348-SN	\$1503.46	\$1638.97
		60"(1524mm)	JUNN-3360-SN	1579.42	1714.93
		66"(1676mm)	JUNN-3366-SN	1617.40	1752.91
		72"(1829mm)	JUNN-3372-SN	1655.38	1790.89

Actual Height	Actual Depth	Width	Number	Top & Shelf - Steel Trim A		Top & Shelf - Steel Trim B	
				End Panels - Laminate A	End Panels - Laminate B	End Panels - Laminate A	End Panels - Laminate B
Open Front Vertical Storage Unit, Laminate End Panels							
34.25"(870mm)	13.625"(346mm)	48"(1219mm)	JUNN-3348-LN	\$1503.46	\$1601.47	\$1542.68	\$1640.69
		60"(1524mm)	JUNN-3360-LN	1579.42	1677.43	1618.64	1716.65
		66"(1676mm)	JUNN-3366-LN	1617.40	1715.41	1656.62	1754.63
		72"(1829mm)	JUNN-3372-LN	1655.38	1753.39	1694.60	1792.61

Actual Height	Actual Depth	Width	Number	Top & Shelf - Steel Trim A		Top & Shelf - Steel Trim B	
				End Panels - Wood Group A	End Panels - Wood Group B	End Panels - Wood Group A	End Panels - Wood Group B
Open Front Vertical Storage Unit, Wood End Panels							
34.25"(870mm)	13.625"(346mm)	48"(1219mm)	JUNN-3348-WN	\$1972.45	\$2070.46	\$2055.95	\$2153.96
		60"(1524mm)	JUNN-3360-WN	2048.41	2146.42	2131.91	2229.92
		66"(1676mm)	JUNN-3366-WN	2086.39	2184.40	2169.89	2267.90
		72"(1829mm)	JUNN-3372-WN	2124.37	2222.38	2207.87	2305.88



JUNN

Features

- Includes steel top, fixed steel shelf, steel, laminate or wood end panels, assembly hardware, and double-sided adhesive tape for attachment to desk or credenza.
- Accepts separately specified task lights.
- Vertical clearance between desk/credenza top and underside of shelf is 19"(483mm).
- Unit is standard with two grommets located in the back panel.
- Unit with steel end panels is field assembled; unit with laminate or wood end panels ships fully assembled.

Specification Tip

- Vertical Storage Unit Tackboard is required and must be specified separately.

Note: Tackboard specification is dependent upon VSU End Panel material:

- Laminate and Wood VSU end panels accept the same tackboard.
- Steel VSU end panels accept tackboard designed for use with steel end panels.

To Order, Specify:

Steel End Panels

- 1) Product number.
- 2) Trim color for top, shelf, and end panels.

Note: Tackboard must be specified separately.

Laminate End Panels

- 1) Product number.
- 2) Trim color for top and shelf.
- 3) Laminate color for end panels.
- 4) Edge trim color for end panels.

Note: Tackboard must be specified separately.

Wood End Panels

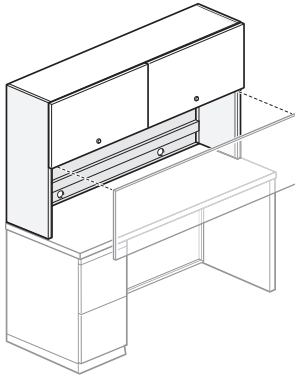
- 1) Product number.
- 2) Trim color for top and shelf.
- 3) Wood finish color for end panels.

Note: Tackboard must be specified separately.

X Series Vertical Storage Units

Flipper Door Vertical Storage Unit – Steel Front with Steel End Panels

Actual Height	Actual Depth	Width	Number ①	Top, Shelf & End Panels - Steel	
				Trim A	Trim B
Flipper Door — Steel Trim A					
34.25"(870mm)	14.375"(365mm)	48"(1219mm)	JUFS-3348-S	\$2413.25	\$2451.07
		60"(1524mm)	JUFS-3360-S	2917.61	3008.59
		66"(1676mm)	JUFS-3366-S	3169.79	3287.35
		72"(1829mm)	JUFS-3372-S	3421.97	3566.11
Flipper Door — Steel Trim B					
34.25"(870mm)	14.375"(365mm)	48"(1219mm)	JUFS-3348-S	\$2548.76	\$2586.58
		60"(1524mm)	JUFS-3360-S	3053.12	3144.10
		66"(1676mm)	JUFS-3366-S	3305.30	3422.86
		72"(1829mm)	JUFS-3372-S	3557.48	3701.62



JUFS-SL

Features

- Includes steel top and interior shelf, steel flipper door(s), steel end panels, assembly hardware, and double-sided adhesive tape for attachment to desk or credenza.
- For lock options, refer to Lock Program section of the Accessories Price List.
- Lock plug bezel available in black or chrome.
- Accepts separately specified task lights.
- 48"(1219mm) and 60"(1524mm) wide units have one door. 66"(1676mm) and 72"(1829mm) wide units have two doors.
- Inside height clearance is 13"(330mm). Inside depth clearance is 12.75"(324mm).
- Vertical clearance between desk/credenza top and underside of shelf is 19"(483mm).
- Units are standard with two grommets located in the back panel.
- Field assembled.

Specification Tips

- Vertical Storage Unit Tackboard is required and must be specified separately.
- Specify tackboard designed for use with steel end panels only.

To Order, Specify:

- 1) Product number, including:

① Lock Option:

- N No Lock
- L Lock, add \$17.71 list for 48" and 60", add \$35.42 list for 66" and 72"

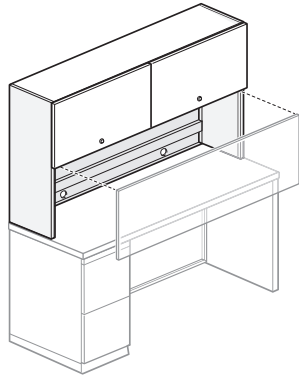
- 2) Trim color for top, shelf, and end panels.
- 3) Trim color for door.
- 4) Trim color for lock plug (if applicable).

Note: Tackboard must be specified separately.

X Series Vertical Storage Units

Flipper Door Vertical Storage Unit – Steel Front with Laminate End Panels

Actual Height	Actual Depth	Width	Number	Top & Shelf - Steel Trim A End Panels - Laminate		Top & Shelf - Steel Trim B End Panels - Laminate	
				A	B	A	B
Flipper Door — Steel Trim A							
34.25"(870mm)	14"(356mm)	48"(1219mm)	JUFS-3348-LL	\$2430.96	\$2470.18	\$2528.97	\$2568.19
		60"(1524mm)	JUFS-3360-LL	2935.32	2974.54	3033.33	3072.55
		66"(1676mm)	JUFS-3366-LL	3205.21	3244.43	3303.22	3342.44
		72"(1829mm)	JUFS-3372-LL	3457.39	3496.61	3555.40	3594.62
Flipper Door — Steel Trim B							
34.25"(870mm)	14"(356mm)	48"(1219mm)	JUFS-3348-LL	\$2468.78	\$2508.00	\$2566.79	\$2606.01
		60"(1524mm)	JUFS-3360-LL	3026.30	3065.52	3124.31	3163.53
		66"(1676mm)	JUFS-3366-LL	3322.77	3361.99	3420.78	3460.00
		72"(1829mm)	JUFS-3372-LL	3601.53	3640.75	3699.54	3738.76



JUFS-LL

Features

- Includes steel top and interior shelf, steel flipper door(s), laminate end panels, assembly hardware, and double-sided adhesive tape for attachment to desk or credenza.
- For lock options, refer to Lock Program section of the Accessories Price List.
- Lock plug bezel available in black or chrome.
- Accepts separately specified task lights.
- 48"(1219mm) wide units have one door; 60"(1524mm), 66"(1676mm), and 72"(1829mm) wide units have two doors.
- Inside height clearance is 13"(330mm). Inside depth clearance is 12.75"(324mm).
- Vertical clearance between desk/credenza top and underside of shelf is 19"(483mm).
- Units are standard with two grommets located in the back panel.
- Ships fully assembled.

Specification Tips

- Vertical Storage Unit Tackboard is required and must be specified separately.
- Specify tackboard designed for use with VSU laminate or wood end panels.
- Vertical Storage Unit has a painted back. Painted back matches case color.

To Order, Specify:

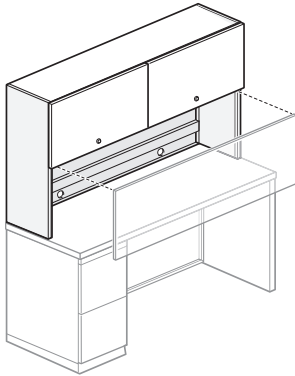
- 1) Product number.
- 2) Trim color for top and shelf.
- 3) Trim color for door.
- 4) Laminate color for end panels.
- 5) Edge trim color for end panels.
- 6) Trim color for lock plug.

Note: Tackboard must be specified separately.

X Series Vertical Storage Units

Flipper Door Vertical Storage Unit – Laminate Front with Steel End Panels

Actual Height	Actual Depth	Width	Number ①	Top, Shelf & End Panels - Steel	
				Trim A	Trim B
Flipper Door — Laminate A					
34"(864mm)	14.375"(365mm)	48"(1219mm)	JUFL-3348-S	\$2650.59	\$2786.10
		60"(1524mm)	JUFL-3360-S	3183.15	3318.66
		66"(1676mm)	JUFL-3366-S	3449.43	3584.94
		72"(1829mm)	JUFL-3372-S	3715.71	3851.22
Flipper Door — Laminate B					
34"(864mm)	14.375"(365mm)	48"(1219mm)	JUFL-3348-S	\$2742.33	\$2877.84
		60"(1524mm)	JUFL-3360-S	3311.25	3446.76
		66"(1676mm)	JUFL-3366-S	3595.71	3731.22
		72"(1829mm)	JUFL-3372-S	3880.17	4015.68



JUFL-SL

Features

- Includes steel top and interior shelf, laminate flipper door(s), steel end panels, assembly hardware, and double-sided adhesive tape for attachment to desk or credenza.
- For lock options, refer to Lock Program section of the Accessories Price List.
- Lock plug bezel available in black or chrome.
- Accepts separately specified task lights.
- 48"(1219mm) and 60"(1524mm) wide units have one door. 66"(1676mm) and 72"(1829mm) wide units have two doors.
- Inside height clearance is 13"(330mm). Inside depth clearance is 12.75"(324mm).
- Vertical clearance between desk/credenza top and underside of shelf is 19"(483mm).
- Units are standard with two grommets located in the back panel.
- Field assembled.

Specification Tips

- Vertical Storage Unit Tackboard is required and must be specified separately.
- Specify tackboard designed for use with steel end panels, only.

To Order, Specify:

- 1) Product number, including:

① Lock Option:

- N No Lock
- L Lock, add \$17.71 list for 48" and 60", add \$35.42 list for 66" and 72".

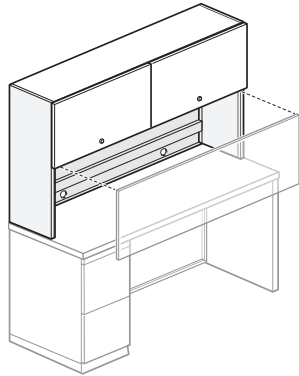
- 2) Trim color for top, shelf, and end panels.
- 3) Laminate color for door.
- 4) Edge trim color for door.
- 5) Trim color for lock plug (if applicable).

Note: Tackboard must be specified separately.

X Series Vertical Storage Units

Flipper Door Vertical Storage Unit – Laminate Front with Laminate End Panels

Actual Height	Actual Depth	Width	Number	Top & Shelf - Steel Trim A End Panels - Laminate		Top & Shelf - Steel Trim B End Panels - Laminate	
				A	B	A	B
Flipper Door — Laminate A							
34"(864mm)	14"(356mm)	48"(1219mm)	JUFL-3348-LL	\$2668.30	\$2707.52	\$2766.31	\$2805.53
		60"(1524mm)	JUFL-3360-LL	3200.86	3240.08	3298.87	3338.09
		66"(1676mm)	JUFL-3366-LL	3484.85	3524.07	3582.86	3622.08
		72"(1829mm)	JUFL-3372-LL	3751.13	3790.35	3849.14	3888.36
Flipper Door — Laminate B							
34"(864mm)	14"(356mm)	48"(1219mm)	JUFL-3348-LL	\$2760.04	\$2799.26	\$2858.05	\$2897.27
		60"(1524mm)	JUFL-3360-LL	3328.96	3368.18	3426.97	3466.19
		66"(1676mm)	JUFL-3366-LL	3631.13	3670.35	3729.14	3768.36
		72"(1829mm)	JUFL-3372-LL	3915.59	3954.81	4013.60	4052.82



JUFL-LL

Features

- Includes steel top and interior shelf, laminate flipper door(s), laminate end panels, assembly hardware, and double-sided adhesive tape for attachment to desk or credenza.
- For lock options, refer to Lock Program section of the Accessories Price List.
- Lock plug bezel available in black or chrome.
- Accepts separately specified task lights.
- 48"(1219mm) wide units have one door; 60"(1524mm), 66"(1676mm) and 72"(1829mm) wide units have two doors.
- Inside height clearance is 13"(330mm). Inside depth clearance is 12.75"(324mm).
- Vertical clearance between desk/credenza top and underside of shelf is 19"(483mm).
- Units are standard with two grommets located in the back panel.
- Ships fully assembled.

Specification Tips

- Vertical Storage Unit Tackboard is required and must be specified separately.
- Specify tackboard designed for use with VSU laminate or wood end panels.

To Order, Specify:

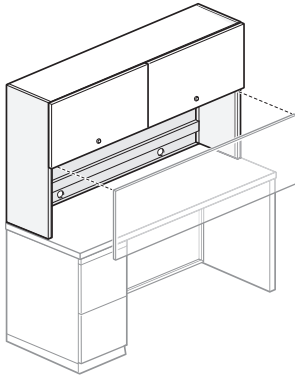
- 1) Product number.
- 2) Trim color for top and shelf.
- 3) Laminate color for door.
- 4) Edge trim color for door.
- 5) Laminate color for end panels.
- 6) Edge trim color for end panels.
- 7) Trim color for lock plug.

Note: Tackboard must be specified separately.

X Series Vertical Storage Units

Flipper Door Vertical Storage Unit – Laminate Front with Wood End Panels

Actual Height	Actual Depth	Width	Number	Top & Shelf - Steel Trim A		Top & Shelf - Steel Trim B	
				End Panels - Wood Group A	Group B	End Panels - Wood Group A	Group B
Flipper Door — Laminate A							
29"(737mm)	14"(356mm)	48"(1219mm)	JUFL-3348-WL	\$3137.29	\$3220.79	\$3235.30	\$3318.80
		60"(1524mm)	JUFL-3360-WL	3669.85	3753.35	3767.86	3851.36
		66"(1676mm)	JUFL-3366-WL	3953.84	4037.34	4051.85	4135.35
		72"(1829mm)	JUFL-3372-WL	4220.12	4303.62	4318.13	4401.63
Flipper Door — Laminate B							
29"(737mm)	14"(356mm)	48"(1219mm)	JUFL-3348-WL	\$3229.03	\$3312.53	\$3327.04	\$3410.54
		60"(1524mm)	JUFL-3360-WL	3797.95	3881.45	3895.96	3979.46
		66"(1676mm)	JUFL-3366-WL	4100.12	4183.62	4198.13	4281.63
		72"(1829mm)	JUFL-3372-WL	4384.58	4468.08	4482.59	4566.09



JUFL-WL

Features

- Includes steel top and interior shelf, laminate flipper door(s), wood end panels, assembly hardware, and double-sided adhesive tape for attachment to desk or credenza.
- For lock options, refer to Lock Program section of the Accessories Price List.
- Lock plug bezel available in black or chrome.
- Accepts separately specified task lights.
- 48"(1219mm) wide units have one door; 60"(1524mm), 66"(1676mm) and 72"(1829mm) wide units have two doors.
- Inside height clearance is 13"(330mm). Inside depth clearance is 12.75"(324mm).
- Vertical clearance between desk/credenza top and underside of shelf is 19"(483mm).
- Units are standard with two grommets located in the back panel.
- Ships fully assembled.

Specification Tips

- Vertical Storage Unit Tackboard is required and must be specified separately.
- Specify tackboard designed for use with VSU laminate or wood end panels.

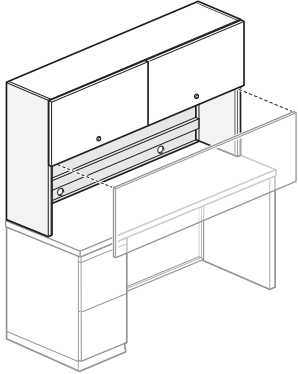
To Order, Specify:

- 1) Product number.
- 2) Trim color for top and shelf.
- 3) Laminate color for door.
- 4) Edge trim color for door.
- 5) Wood finish color for end panels.
- 6) Trim color for lock plug.

Note: Tackboard must be specified separately.

X Series Vertical Storage Units

Slow-Close Flipper Door Vertical Storage Unit



JUSL-SL

Features

- Includes steel top and interior shelf, steel end panels, steel, laminate, or wood flipper door(s), assembly hardware, and double-sided adhesive tape for attachment to desk or credenza.
- For lock options, refer to Lock Program section of the Accessories Price List.
- Lock plug bezel available in black or chrome.
- Accepts separately specified task lights.
- 48" (1219mm) and 60" (1524mm) wide units have one door. 66" (1676mm) and 72" (1829mm) wide units have two doors.
- Inside height clearance is 13" (330mm). Inside depth clearance is 12.75" (324mm).
- Vertical clearance between desk/credenza top and underside of shelf is 19" (483mm).
- Units are standard with two grommets located in the back panel.
- Field assembled.

Specification Tips

- Vertical Storage Unit Tackboard is required and must be specified separately.
- Specify tackboard designed for use with steel end panels, only.

To Order, Specify:

Steel Door

- 1) Product number, including:

① Lock Option:

- N** No Lock
- L** Lock, add **\$17.71** list for 48" and 60", add **\$35.42** list for 66" and 72"

- 2) Trim color for top, shelf, and end panels.
- 3) Trim color for door.
- 4) Trim color for lock plug (if applicable).

Note: Tackboard must be specified separately.

Laminate Door

- 1) Product number, including:

① Lock Option:

- N** No Lock
- L** Lock, add **\$17.71** list for 48" and 60", add **\$35.42** list for 66" and 72"

- 2) Trim color for top, shelf, and end panels.
- 3) Laminate color for door.
- 4) Edge trim color for door.
- 5) Trim color for lock plug (if applicable).

Note: Tackboard must be specified separately.

Wood Door

- 1) Product number, including:

① Lock Option:

- N** No Lock
- L** Lock, add **\$17.71** list for 48" and 60", add **\$35.42** list for 66" and 72"

- 2) Trim color for top, shelf, and end panels.
- 3) Wood finish color for door.
- 4) Trim color for lock plug (if applicable).

Note: Tackboard must be specified separately.

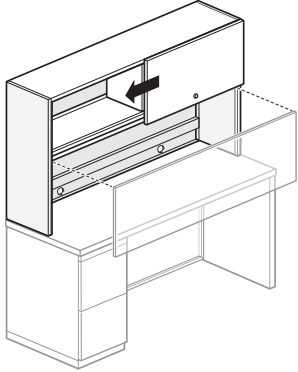
X Series Vertical Storage Units

Slow-Close Flipper Door Vertical Storage Unit

Actual Height	Actual Depth	Width	Number ①	Top, Shelf & End Panels - Steel	
				Trim A	Trim B
Flipper Door Vertical Storage Unit — Steel Front with Steel End Panels					
Door — Steel Trim A					
34.25"(870mm)	14.375"(365mm)	48"(1219mm)	JUSS-3348-S	\$2714.15	\$2849.66
		60"(1524mm)	JUSS-3360-S	3218.51	3354.02
		66"(1676mm)	JUSS-3366-S	4072.56	4208.07
		72"(1829mm)	JUSS-3372-S	4324.74	4460.25
Door — Steel Trim B					
34.25"(870mm)	14.375"(365mm)	48"(1219mm)	JUSS-3348-S	\$2751.97	\$2887.48
		60"(1524mm)	JUSS-3360-S	3309.49	3445.00
		66"(1676mm)	JUSS-3366-S	4190.12	4325.63
		72"(1829mm)	JUSS-3372-S	4468.88	4604.39
Flipper Door Vertical Storage Unit — Laminate Front with Steel End Panels					
Door — Laminate A					
34.25"(870mm)	14.375"(365mm)	48"(1219mm)	JUSL-3348-S	\$2951.49	\$3087.00
		60"(1524mm)	JUSL-3360-S	3484.05	3619.56
		66"(1676mm)	JUSL-3366-S	4352.20	4487.71
		72"(1829mm)	JUSL-3372-S	4618.48	4753.99
Door — Laminate B					
34.25"(870mm)	14.375"(365mm)	48"(1219mm)	JUSL-3348-S	\$3043.23	\$3178.74
		60"(1524mm)	JUSL-3360-S	3612.15	3747.66
		66"(1676mm)	JUSL-3366-S	4498.48	4633.99
		72"(1829mm)	JUSL-3372-S	4782.94	4918.45

X Series Vertical Storage Units

Single Sliding Door Vertical Storage Unit



JUHS-SL

Features

- Includes steel top and interior shelf, steel end panels, steel, laminate, or wood flipper door(s), assembly hardware, and double-sided adhesive tape for attachment to desk or credenza.
- For lock plug available in black or chrome.
- For lock options, refer to Lock Program section of the Accessories Price List.
- Accepts separately specified task lights.
- Inside height clearance is 13"(330mm). Inside depth clearance is 12.75"(324mm).
- Vertical clearance between desk/credenza top and underside of shelf is 19"(483mm).
- Units are standard with two grommets located in the back panel.
- Field assembled.

Specification Tips

- Vertical Storage Unit Tackboard is required and must be specified separately.
- Specify tackboard designed for use with steel end panels, only.

To Order, Specify:

Steel Door

- 1) Product number, including:

① Lock Option:

N No Lock

L Lock, add **\$17.71** list

- 2) Trim color for top, shelf, and end panels.
- 3) Trim color for door.
- 4) Trim color for lock plug (if applicable).

Note: Tackboard must be specified separately.

Laminate Door

- 1) Product number, including:

① Lock Option:

N No Lock

L Lock, add **\$17.71** list

- 2) Trim color for top, shelf, and end panels.
- 3) Laminate color for door.
- 4) Edge trim color for door.
- 5) Trim color for lock plug (if applicable).

Note: Tackboard must be specified separately.

Wood Door

- 1) Product number, including:

① Lock Option:

N No Lock

L Lock, add **\$17.71** list

- 2) Trim color for top, shelf, and end panels.
- 3) Wood finish color for door.
- 4) Trim color for lock plug (if applicable).

Note: Tackboard must be specified separately.

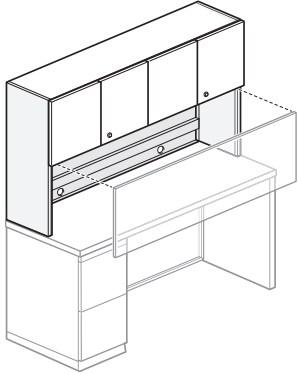
X Series Vertical Storage Units

Single Sliding Door Vertical Storage Unit

Actual Height	Actual Depth	Width	Number ①	Top, Shelf & End Panels - Steel	
				Trim A	Trim B
Single Sliding Door Vertical Storage Unit — Steel Front with Steel End Panels					
Door — Steel Trim A					
34.25"(870mm)	14.375"(365mm)	48"(1219mm)	JUHS-3348-S	\$2413.25	\$2548.76
		60"(1524mm)	JUHS-3360-S	2917.61	3053.12
		66"(1676mm)	JUHS-3366-S	3169.79	3305.30
		72"(1829mm)	JUHS-3372-S	3421.97	3557.48
Door — Steel Trim B					
34.25"(870mm)	14.375"(365mm)	48"(1219mm)	JUHS-3348-S	\$2451.07	\$2586.58
		60"(1524mm)	JUHS-3360-S	3008.59	3144.10
		66"(1676mm)	JUHS-3366-S	3287.35	3422.86
		72"(1829mm)	JUHS-3372-S	3566.11	3701.62
Single Sliding Door Vertical Storage Unit — Laminate Front with Steel End Panels					
Door — Laminate A					
34.25"(870mm)	14.375"(365mm)	48"(1219mm)	JUHL-3348-S	\$2650.59	\$2786.10
		60"(1524mm)	JUHL-3360-S	3183.15	3318.66
		66"(1676mm)	JUHL-3366-S	3449.43	3584.94
		72"(1829mm)	JUHL-3372-S	3715.71	3851.22
Door — Laminate B					
34.25"(870mm)	14.375"(365mm)	48"(1219mm)	JUHL-3348-S	\$2742.33	\$2877.84
		60"(1524mm)	JUHL-3360-S	3311.25	3446.76
		66"(1676mm)	JUHL-3366-S	3595.71	3731.22
		72"(1829mm)	JUHL-3372-S	3880.17	4015.68

X Series Vertical Storage Units

Hinged Door Vertical Storage Unit



JUKS-SL

Features

- Includes steel top and interior shelf, steel end panels, steel, laminate, or wood hinged door(s), assembly hardware, and double-sided adhesive tape for attachment to desk or credenza.
- Optional lock plug available in black or chrome.
- For lock options, refer to Lock Program section of the Accessories Price List.
- Accepts separately specified task lights.
- Units have four cabinet doors with two locks (if lock options is specified).
- Inside height clearance is 13"(330mm). Inside depth clearance is 12.75"(324mm).
- Vertical clearance between desk/credenza top and underside of shelf is 19"(483mm).
- Units are standard with two grommets located in the back panel.
- Field assembled.

Specification Tips

- Vertical Storage Unit Tackboard is required and must be specified separately.
- Specify tackboard designed for use with steel end panels, only.

To Order, Specify:

Steel Door

- 1) Product number, including:

① Lock Option:

N No Lock

L Lock, add **\$35.42** list

- 2) Trim color for top, shelf, and end panels.

- 3) Trim color for doors.

- 4) Trim color for lock plug (if applicable).

Note: Tackboard must be specified separately.

Laminate Door

- 1) Product number, including:

① Lock Option:

N No Lock

L Lock, add **\$35.42** list

- 2) Trim color for top, shelf, and end panels.

- 3) Laminate color for doors.

- 4) Edge trim color for doors.

- 5) Trim color for lock plug (if applicable).

Note: Tackboard must be specified separately.

Wood Door

- 1) Product number, including:

① Lock Option:

N No Lock

L Lock, add **\$35.42** list

- 2) Trim color for top, shelf, and end panels.

- 3) Wood finish color for doors.

- 4) Trim color for lock plug (if applicable).

Note: Tackboard must be specified separately.

X Series Vertical Storage Units

Hinged Door Vertical Storage Unit

Top, Shelf & End**Panels - Steel**

Trim A

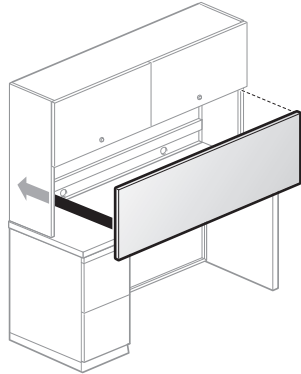
Trim B

Actual Height	Actual Depth	Width	Number ①		
Hinged Door Vertical Storage Unit — Steel Front with Steel End Panels					
Door — Steel Trim A					
34.25"(870mm)	14.375"(365mm)	48"(1219mm)	JUKS-3348-S		\$2854.02
		60"(1524mm)	JUKS-3360-S		3510.78
		66"(1676mm)	JUKS-3366-S		3839.16
		72"(1829mm)	JUKS-3372-S		4167.54
Door — Steel Trim B					
34.25"(870mm)	14.375"(365mm)	48"(1219mm)	JUKS-3348-S		\$2929.01
		60"(1524mm)	JUKS-3360-S		3649.73
		66"(1676mm)	JUKS-3366-S		4010.09
		72"(1829mm)	JUKS-3372-S		4370.45
Hinged Door Vertical Storage Unit — Laminate Front with Steel End Panels					
Door — Laminate A					
34.25"(870mm)	14.375"(365mm)	48"(1219mm)	JUKL-3348-S		\$3224.12
		60"(1524mm)	JUKL-3360-S		3979.88
		66"(1676mm)	JUKL-3366-S		4357.76
		72"(1829mm)	JUKL-3372-S		4735.64
Door — Laminate B					
34.25"(870mm)	14.375"(365mm)	48"(1219mm)	JUKL-3348-S		\$3363.17
		60"(1524mm)	JUKL-3360-S		4172.81
		66"(1676mm)	JUKL-3366-S		4577.63
		72"(1829mm)	JUKL-3372-S		4982.45

X Series Vertical Storage Units

Vertical Storage Unit Tackboard

Height	Width	Number	Fabric Grade				
			A	B	C	D	E
Tackboard — For VSUs with Steel End Panels							
17.25"(438mm)	48"(1219mm)	JTVS-1848	\$393.42	\$443.21	\$499.23	\$559.08	\$618.75
	60"(1524mm)	JTVS-1860	422.90	477.17	538.13	603.40	668.41
	66"(1676mm)	JTVS-1866	437.64	494.15	557.58	625.56	693.24
	72"(1829mm)	JTVS-1872	452.38	511.13	577.03	647.72	718.07
Tackboard — For VSUs with Laminate or Veneer End Panels							
17.25"(438mm)	48"(1219mm)	JTVL-1848	\$393.42	\$443.21	\$499.23	\$559.08	\$618.75
	60"(1524mm)	JTVL-1860	422.90	477.17	538.13	603.40	668.41
	66"(1676mm)	JTVL-1866	437.64	494.15	557.58	625.56	693.24
	72"(1829mm)	JTVL-1872	452.38	511.13	577.03	647.72	718.07



JTVS

Features

- Includes fabric-covered tackboard and mounting hardware.
- Attaches to the lower section of a vertical storage unit back panel.

To Order, Specify:

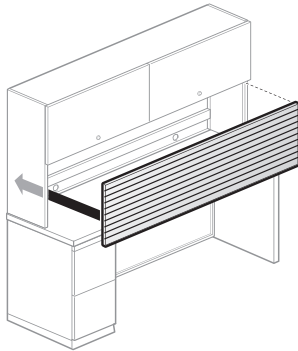
- 1) Product number.
- 2) Fabric code.

Specification Tips

- All Vertical Storage Units (VSU) require separately specified tackboards.
- Specify tackboard per type of VSU end panels - options include:
 - Tackboard for use with steel VSU end panels, only.
 - Tackboard for use with laminate or wood VSU end panels.
- Tackboards 66"(1676mm) or 72"(1829mm) wide are comprised of 2 equal-width fabric sections.
- Tackboard widths are nominal; catalog number reflects the vertical storage unit width.

X Series Vertical Storage Units

Vertical Storage Unit Slat Rail



JSVS-18

Height	Width	Number	Painted	
			Trim A	Trim B
Slat Rail — For VSUs with Steel End Panels				
17.25"(438mm)	48"(1219mm)	JSVS-1848	\$342.63	378.43
	60"(1524mm)	JSVS-1860	458.79	504.79
	66"(1676mm)	JSVS-1866	526.55	578.50
	72"(1829mm)	JSVS-1872	574.95	631.15
Slat Rail — For VSUs with Laminate or Wood End Panels				
17.25"(438mm)	48"(1219mm)	JSVL-1848	\$342.63	378.43
	60"(1524mm)	JSVL-1860	458.79	504.79
	66"(1676mm)	JSVL-1866	526.55	578.50
	72"(1829mm)	JSVL-1872	574.95	631.15

Features

- Includes painted aluminum slat rail and mounting hardware.
- Attaches to the lower section of a vertical storage unit back panel to support slat rail accessories.

To Order, Specify:

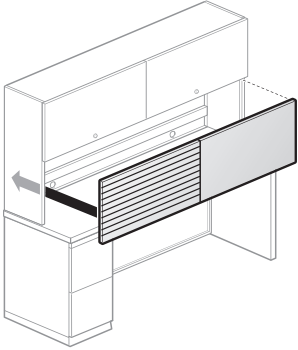
- 1) Product number.
- 2) Trim color.

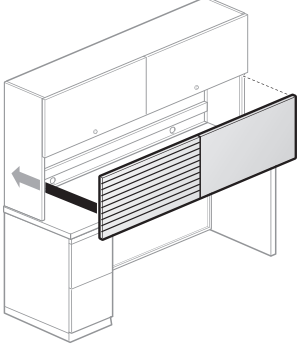
Specification Tips

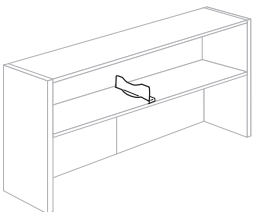
- Specify slat rail based on VSU end panel type - options include:
 - Slat rail for use with steel VSU end panels only.
 - Slat rail for use with laminate or wood VSU end panels.
- Slat rails 66"(1676mm) or 72"(1829mm) wide are comprised of 2 equal-width sections.
- Slat rail widths are nominal; catalog number reflects the vertical storage unit width.

X Series Vertical Storage Units

Vertical Storage Unit Slat Rail/Tackboard

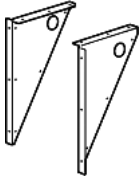
	Height	Width	Number	Fabric Grade				
				A	B	C	D	E
Slat Rail/Tackboard — For VSUs with Steel End Panels  <p>JCVS-18</p>	Slat Rail/Tackboard — Trim A							
	17.25"(438mm)	66"(1676mm)	JCVS-1866	\$ 992.09	\$1068.80	\$1155.75	\$1247.79	\$1339.80
		72"(1829mm)	JCVS-1872	1026.11	1107.92	1200.69	1298.85	1397.04
	Slat Rail/Tackboard — Trim B							
	17.25"(438mm)	66"(1676mm)	JCVS-1866	1009.98	1086.69	1173.64	1265.68	1357.69
		72"(1829mm)	JCVS-1872	1046.52	1128.33	1221.10	1319.26	1417.45
Features <ul style="list-style-type: none"> For use with steel end panel VSUs only. 				To Order, Specify: <ol style="list-style-type: none"> Product number. Trim color. Fabric color. 				

	Height	Width	Number	Fabric Grade				
				A	B	C	D	E
Slat Rail/Tackboard — For VSUs with Laminate or Wood End Panels  <p>JCVL-18</p>	Slat Rail/Tackboard — Trim A							
	17.25"(438mm)	66"(1676mm)	JCVL-1866	\$ 992.09	\$1068.80	\$1155.75	\$1247.79	\$1339.80
		72"(1829mm)	JCVL-1872	1026.11	1107.92	1200.69	1298.85	1397.04
	Slat Rail/Tackboard — Trim B							
	17.25"(438mm)	66"(1676mm)	JCVL-1866	1009.98	1086.69	1173.64	1265.68	1357.69
		72"(1829mm)	JCVL-1872	1046.52	1128.33	1221.10	1319.26	1417.45
Features <ul style="list-style-type: none"> For use with laminate or wood end panel VSUs only. 				To Order, Specify: <ol style="list-style-type: none"> Product number. Trim color. Fabric color. 				
Common Features <ul style="list-style-type: none"> Includes 1/2-width painted aluminum slat rail, 1/2-width fabric tackboard, and mounting hardware. Attaches to the lower section of a vertical storage unit back panel. 								
Specification Tips <ul style="list-style-type: none"> Slat rail/tackboard widths are nominal; catalog number reflects the vertical storage unit width. 								

	Height	Depth	Number	Trim	
				A	B
Shelf Divider  <p>NADR-8</p>	4"(102mm)	13.25"(337mm)	NADR-8	\$345.87	\$369.99
	Features <ul style="list-style-type: none"> Includes box of eight shelf dividers. To be used to divide space laterally on vertical storage units. 			To Order, Specify: <ol style="list-style-type: none"> Product number. Trim color. 	

X Series Vertical Storage Units

	Orientation	Number	Trim A	B
Vertical Storage Unit Corner Support Bracket	Left	JABB-L	\$322.84	\$324.64
	Right	JABB-R	322.84	324.64



JABB-L
JABB-R

Features

- Use to support Vertical Storage Unit to a corner unit in a bridge or return application.
- Alignment holes are predrilled, additional drilling required per installation instructions.
- Includes attachment hardware.

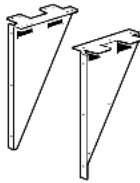
To Order, Specify:

- 1) Product number.
- 2) Trim color.

Specification Tips

- Brackets are handed which requires orientation to match application to ensure proper floor support.
- Refer to Specification Guide for proper application.

Vertical Storage Unit Bridge/Return Support Bracket	Left	JABR-L	\$485.19	\$486.99
	Right	JABR-R	485.19	486.99



JABR-L
JABR-R

Features

- Use to support Vertical Storage Unit to a single pedestal desk or shell in a bridge or return application.
- Alignment holes are predrilled, additional drilling required per installation instructions.
- Includes attachment hardware.

To Order, Specify:

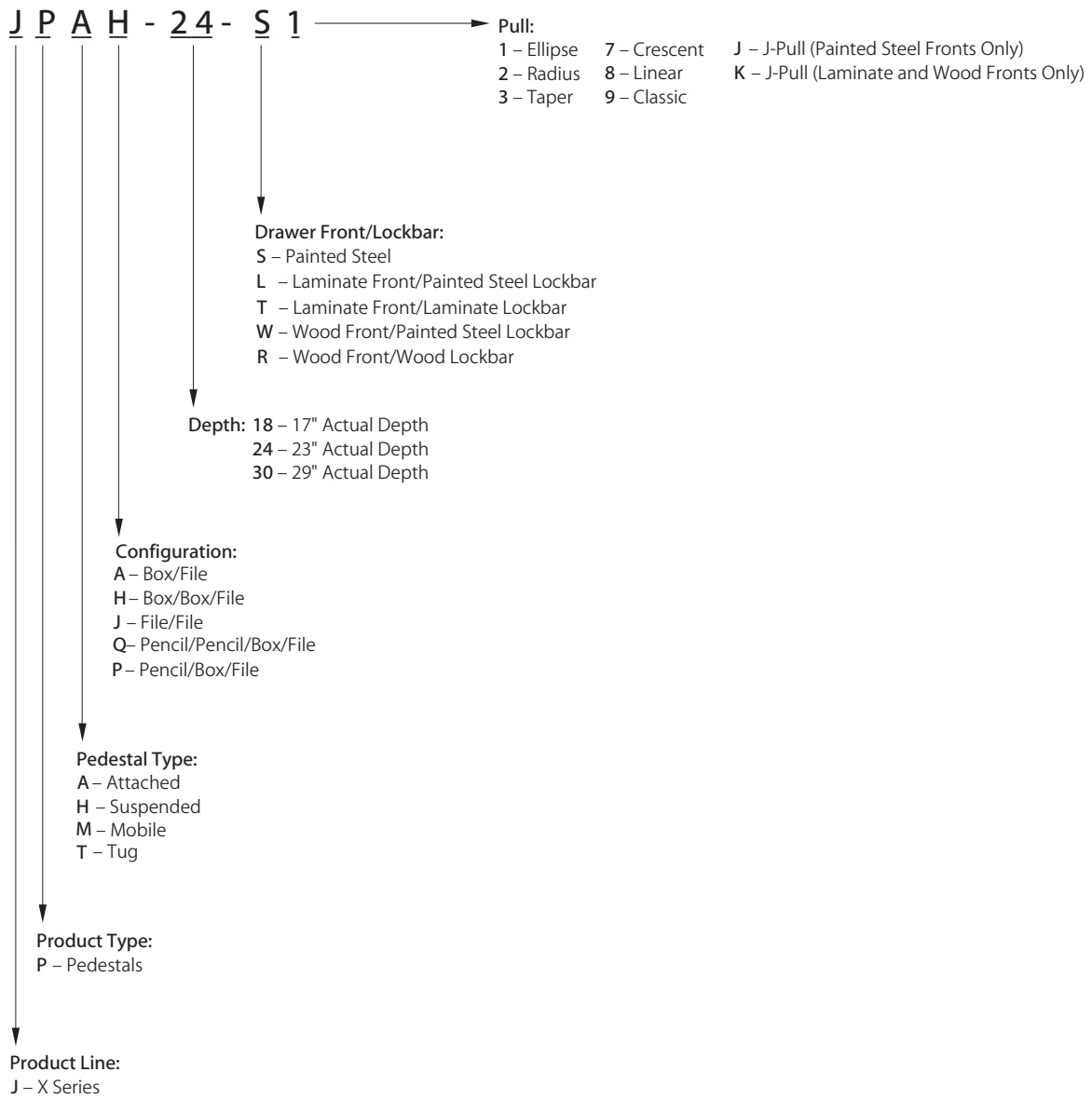
- 1) Product number.
- 2) Trim color.

Specification Tips

- Brackets are handed which requires orientation to match application to ensure proper floor support.
- Refer to Specification Guide for proper application.

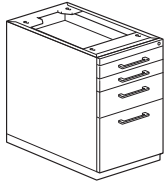
This page intentionally blank

X Series Pedestals – Catalog Logic

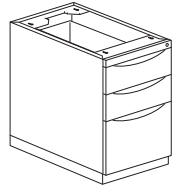


X Series Pedestals

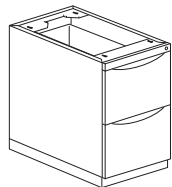
Attached Pedestal



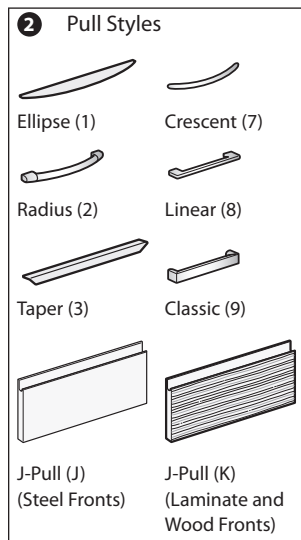
JPAQ-24



JPAH-24



JPAJ-24



Features

- Includes steel pedestal and attachment hardware.
- Pedestal with pencil drawers and/or box drawers includes a single pencil tray.
- Box drawers include one divider in each drawer.
- File drawers include one compressor in each drawer.
- Drawer front options include painted, laminate, or wood.
- Laminate fronts can be specified with a painted steel or laminate lockbar.
- Wood fronts can be specified with a painted steel or wood lockbar.
- Optional drawer pulls include Ellipse, Radius, Taper, Crescent, Linear, Classic, and J-Pull.
 - Ellipse pull available in non-metallic trim colors only
 - Radius pull available in metallic trim colors only
 - Taper, and J-Pull trim color matches case trim color
 - Crescent, Linear and Classic pulls are brushed nickel finish
- Drawers have full extension steel ball-bearing slides.
- Drawer interiors and accessories are black finish color.
- Single lock secures all drawers.
- Lock plug is available in black or chrome.
- For lock options, refer to Lock Program section of the Accessories Price List.
- Glides provide 1”(25mm) adjustment range.

Specification Tips

- When attaching pedestal to a square edge worksurface, the pedestal depth must be equal to, or less than the worksurface depth.
 - 18”(457mm) square edge worksurface accepts an 18”(457mm) deep pedestal
 - 24”(610mm) square edge worksurface accepts an 18”(457mm) or 24”(610mm) deep pedestal
 - 30”(762mm) square edge worksurface accepts an 18”(457mm), 24”(610mm), or 30”(762mm) deep pedestal
- When attaching pedestal to a knife edge worksurface, the pedestal depth must be at least 6”(152mm) less than worksurface depth.
 - 18”(457mm) deep knife edge worksurface will not accept an attached pedestal
 - 24”(610mm) deep knife edge worksurface will accept an 18”(457mm) deep pedestal
 - 30”(762mm) deep knife edge worksurface will accept an 18”(457mm) or 24”(610mm) deep pedestal
- When using pedestal to support one end of a worksurface in a panel system application, secure the worksurface to the panel using a corner bracket, cantilever, or pedestal to panel bracket; specified separately.
- When attaching a panel-hung worksurface up to 2”(51mm) higher than standard mounting height, use a worksurface height adjustment kit, specified separately.
- 18”(457mm)-deep pedestal accommodates letter-size filing only.
- Additional accessories are available and can be specified separately.

To Order, Specify:

Painted Steel Drawer Fronts

- 1) Product number, including:

1 Front/Lockbar Option:

- S** Painted steel fronts/painted steel lockbar

2 Pull (see side bar)

- 2) Trim color for drawer fronts and case.
- 3) Trim color for pull (Ellipse and Radius only).
 - Ellipse (Non-Metallic trim colors only)
 - Radius (Metallic trim colors only; upcharge for Metallic trim on pull is included in price.)
- 4) Trim color for lock plug.

Laminate Drawer Fronts

- 1) Product number, including:

1 Front Lockbar Option:

- L** Laminate fronts/painted steel lockbar

- T** Laminate fronts/laminate lockbar, add **\$67.23** list

2 Pull (see side bar)

- 2) Trim color for case.
- 3) Trim color for pull (Ellipse and Radius only).
 - Ellipse (Non-Metallic trim colors only)
 - Radius (Metallic trim colors only; upcharge for Metallic trim on pull is included in price.)
- 4) Laminate color for drawer fronts.
- 5) Edge trim color for drawer fronts.
- 6) Trim color for lock plug.

Wood Drawer Fronts

- 1) Product number, including:

1 Front/Lockbar Option:

- W** Wood fronts/painted steel lockbar

- R** Wood fronts/wood lockbar, add **\$131.20** list

2 Pull (see side bar)

- 2) Trim color for case.
- 3) Trim color for pull (Ellipse and Radius only).
 - Ellipse (Non-Metallic trim colors only)
 - Radius (Metallic trim colors only; upcharge for Metallic trim on pull is included in price.)
- 4) Wood finish for drawer fronts.
- 5) Trim color for lock plug.

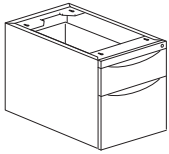
X Series Pedestals

Attached Pedestal

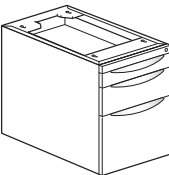
Actual Depth	Actual Width	Pull	Number ① ②	Painted Trim		Laminate A Trim		Laminate B Trim		Wood Group A Trim		Wood Group B Trim		
				A	B	A	B	A	B	A	B	A	B	
27.5"(699mm) High — Pencil/Pencil/Box/File														
17" (432mm)	15" (381mm)	1	JPAQ-18- 1	\$1033.15	\$1123.35	\$1331.60	\$1421.80	\$1355.50	\$1445.70	\$1620.22	\$1710.42	\$1656.31	\$1746.51	
		J	JPAQ-18- J	1033.15	1123.35	N/A	N/A	N/A	N/A	N/A	N/A	N/A	N/A	N/A
		2, 3	JPAQ-18-	1197.19	1287.39	1495.64	1585.84	1519.54	1609.74	1784.26	1874.46	1820.35	1910.55	
		7, 8, 9	JPAQ-18-	1236.59	1326.79	1535.04	1625.24	1558.94	1649.14	1823.66	1913.86	1859.75	1949.95	
		K	JPAQ-18- K	N/A	N/A	1725.16	1815.36	1749.06	1839.26	2013.78	2103.98	2049.87	2140.07	
23" (584mm)	15" (381mm)	1	JPAQ-24- 1	\$1074.16	\$1177.49	\$1372.61	\$1475.94	\$1396.51	\$1499.84	\$1661.23	\$1764.56	\$1697.32	\$1800.65	
		J	JPAQ-24- J	1074.16	1177.49	N/A	N/A	N/A	N/A	N/A	N/A	N/A	N/A	
		2, 3	JPAQ-24-	1238.20	1341.53	1536.65	1639.98	1560.55	1663.88	1825.27	1928.60	1861.36	1964.69	
		7, 8, 9	JPAQ-24-	1277.60	1380.93	1576.05	1679.38	1599.95	1703.28	1864.67	1968.00	1900.76	2004.09	
		K	JPAQ-24- K	N/A	N/A	1766.17	1869.50	1790.07	1893.40	2054.79	2158.12	2090.88	2194.21	
29" (737mm)	15" (381mm)	1	JPAQ-30- 1	\$1181.98	\$1298.44	\$1480.43	\$1596.89	\$1504.33	\$1620.79	\$1769.05	\$1885.51	\$1805.14	\$1921.60	
		J	JPAQ-30- J	1181.98	1298.44	N/A	N/A	N/A	N/A	N/A	N/A	N/A	N/A	
		2, 3	JPAQ-30-	1346.02	1462.48	1644.47	1760.93	1668.37	1784.83	1933.09	2049.55	1969.18	2085.64	
		7, 8, 9	JPAQ-30-	1385.42	1501.88	1683.87	1800.33	1707.77	1824.23	1972.49	2088.95	2008.58	2125.04	
		K	JPAQ-30- K	N/A	N/A	1873.99	1990.45	1897.89	2014.35	2162.61	2279.07	2198.70	2315.16	
27.5"(699mm) High — Box/Box/File														
17" (432mm)	15" (381mm)	1	JPAH-18- 1	\$ 872.44	\$ 962.64	\$1118.43	\$1208.63	\$1138.09	\$1228.29	\$1357.84	\$1448.04	\$1397.19	\$1487.39	
		J	JPAH-18- J	872.44	962.64	N/A	N/A	N/A	N/A	N/A	N/A	N/A	N/A	
		2, 3	JPAH-18-	995.47	1085.67	1241.46	1331.66	1261.12	1351.32	1480.87	1571.07	1520.22	1610.42	
		7, 8, 9	JPAH-18-	1025.02	1115.22	1271.01	1361.21	1290.67	1380.87	1510.42	1600.62	1549.77	1639.97	
		K	JPAH-18- K	N/A	N/A	1413.60	1503.80	1433.26	1523.46	1653.01	1743.21	1692.36	1782.56	
23" (584mm)	15" (381mm)	1	JPAH-24- 1	\$ 913.45	\$1016.78	\$1159.44	\$1262.77	\$1179.10	\$1282.43	\$1398.85	\$1502.18	\$1438.20	\$1541.53	
		J	JPAH-24- J	913.45	1016.78	N/A	N/A	N/A	N/A	N/A	N/A	N/A	N/A	
		2, 3	JPAH-24-	1036.48	1139.81	1282.47	1385.80	1302.13	1405.46	1521.88	1625.21	1561.23	1664.56	
		7, 8, 9	JPAH-24-	1066.03	1169.36	1312.02	1415.35	1331.68	1435.01	1551.43	1654.76	1590.78	1694.11	
		K	JPAH-24- K	N/A	N/A	1454.61	1557.94	1474.27	1577.60	1694.02	1797.35	1733.37	1836.70	
29" (737mm)	15" (381mm)	1	JPAH-30- 1	\$ 954.46	\$1070.92	\$1200.45	\$1316.91	\$1220.11	\$1336.57	\$1439.86	\$1556.32	\$1479.21	\$1595.67	
		J	JPAH-30- J	954.46	1070.92	N/A	N/A	N/A	N/A	N/A	N/A	N/A	N/A	
		2, 3	JPAH-30-	1077.49	1193.95	1323.48	1439.94	1343.14	1459.60	1562.89	1679.35	1602.24	1718.70	
		7, 8, 9	JPAH-30-	1107.04	1223.50	1353.03	1469.49	1372.69	1489.15	1592.44	1708.90	1631.79	1748.25	
		K	JPAH-30- K	N/A	N/A	1495.62	1612.08	1515.28	1631.74	1735.03	1851.49	1774.38	1890.84	
27.5"(699mm) High — File/File														
17" (432mm)	15" (381mm)	1	JPAJ-18- 1	\$ 815.05	\$ 905.25	\$1046.27	\$1136.47	\$1064.26	\$1154.46	\$1269.27	\$1359.47	\$1308.65	\$1398.85	
		J	JPAJ-18- J	815.05	905.25	N/A	N/A	N/A	N/A	N/A	N/A	N/A	N/A	
		2, 3	JPAJ-18-	897.07	987.27	1128.29	1218.49	1146.28	1236.48	1351.29	1441.49	1390.67	1480.87	
		7, 8, 9	JPAJ-18-	916.77	1006.97	1147.99	1238.19	1165.98	1256.18	1370.99	1461.19	1410.37	1500.57	
		K	JPAJ-18- K	N/A	N/A	1243.05	1333.25	1261.04	1351.24	1466.05	1556.25	1505.43	1595.63	
23" (584mm)	15" (381mm)	1	JPAJ-24- 1	\$ 856.06	\$ 959.39	\$1087.28	\$1190.61	\$1105.27	\$1208.60	\$1310.28	\$1413.61	\$1349.66	\$1452.99	
		J	JPAJ-24- J	856.06	959.39	N/A	N/A	N/A	N/A	N/A	N/A	N/A	N/A	
		2, 3	JPAJ-24-	938.08	1041.41	1169.30	1272.63	1187.29	1290.62	1392.30	1495.63	1431.68	1535.01	
		7, 8, 9	JPAJ-24-	957.78	1061.11	1189.00	1292.33	1206.99	1310.32	1412.00	1515.33	1451.38	1554.71	
		K	JPAJ-24- K	N/A	N/A	1284.06	1387.39	1302.05	1405.38	1507.06	1610.39	1546.44	1649.77	
29" (737mm)	15" (381mm)	1	JPAJ-30- 1	\$ 897.07	\$1013.53	\$1128.29	\$1244.75	\$1146.28	\$1262.74	\$1351.29	\$1467.75	\$1390.67	\$1507.13	
		J	JPAJ-30- J	897.07	1013.53	N/A	N/A	N/A	N/A	N/A	N/A	N/A	N/A	
		2, 3	JPAJ-30-	979.09	1095.55	1210.31	1326.77	1228.30	1344.76	1433.31	1549.77	1472.69	1589.15	
		7, 8, 9	JPAJ-30-	998.79	1115.25	1230.01	1346.47	1248.00	1364.46	1453.01	1569.47	1492.39	1608.85	
		K	JPAJ-30- K	N/A	N/A	1325.07	1441.53	1343.06	1459.52	1548.07	1664.53	1587.45	1703.91	

X Series Pedestals

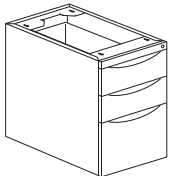
Suspended Pedestal



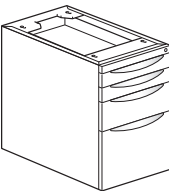
JPHA-24



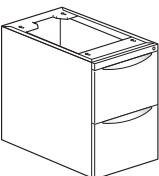
JPHP-24



JPHH-24



JPHQ-24



JPHJ-24

Features

- Includes steel pedestal and attachment hardware.
- Pedestal with pencil drawers and/or box drawers includes a single pencil tray.
- Box drawers include one divider in each drawer.
- File drawers include one compressor in each drawer.
- Drawer front options include painted, laminate, or wood.
- Laminate fronts can be specified with painted steel or laminate lockbar.
- Wood fronts can be specified with painted steel or wood lockbar.
- Optional drawer pulls include Ellipse, Radius, Taper, Crescent, Linear, Classic, and J-Pull.
 - Ellipse pull available in non-metallic trim colors only
 - Radius pull available in metallic trim colors only
 - Taper, and J-Pull trim color matches case trim color
 - Crescent, Linear and Classic pulls are brushed nickel finish
- Drawers have full extension steel ball-bearing slides.
- Drawer interiors and accessories are black finish color.
- Single lock secures all drawers.
- Lock plug is available in black or chrome.
- For lock options, refer to Lock Program section of the Accessories Price List.

Specification Tips

- When attaching pedestal to a square edge worksurface, the pedestal depth must be equal to, or less than the worksurface depth.
 - 18"(457mm) square edge worksurface accepts an 18"(457mm) deep pedestal
 - 24"(610mm) square edge worksurface accepts an 18"(457mm) or 24"(610mm) deep pedestal
 - 30"(762mm) square edge worksurface accepts an 18"(457mm), 24"(610mm), or 30"(762mm) deep pedestal
- When attaching pedestal to a knife edge worksurface, the pedestal depth must be at least 6"(152mm) less than worksurface depth.
 - 18"(457mm) deep knife edge worksurface will not accept a suspended pedestal
 - 24"(610mm) deep knife edge worksurface will accept an 18"(457mm) deep pedestal
 - 30"(762mm) deep knife edge worksurface will accept an 18"(457mm) or 24"(610mm) deep pedestal
- For use with Compose, UniGroup, UniGroup Too, and PLACES systems applications only.
- 18"(457mm)-deep pedestal accommodates letter-size filing only.
- Additional accessories are available and can be specified separately.

2 Pull Styles



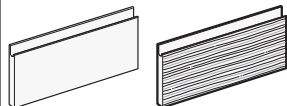
Ellipse (1) Crescent (7)



Radius (2) Linear (8)



Taper (3) Classic (9)

J-Pull (J)
(Steel Fronts) J-Pull (K)
(Laminate and Wood Fronts)

To Order, Specify:

Painted Steel Drawer Fronts

- 1) Product number, including:

1 Front/Lockbar Option:

- S** Painted steel fronts/painted steel lockbar

2 Pull (see side bar)

- 2) Trim color for drawer fronts and case.
- 3) Trim color for pull (Ellipse and Radius only).
 - Ellipse (Non-Metallic trim colors only)
 - Radius (Metallic trim colors only; upcharge for Metallic trim on pull is included in price.)
- 4) Trim color for lock plug.

Laminate Drawer Fronts

- 1) Product number, including:

1 Front/Lockbar Option:

- L** Laminate fronts/painted steel lockbar

- T** Laminate fronts/laminate lockbar, add **\$67.23** list

2 Pull (see side bar)

- 2) Trim color for case.
- 3) Trim color for pull (Ellipse and Radius only).
 - Ellipse (Non-Metallic trim colors only)
 - Radius (Metallic trim colors only; upcharge for Metallic trim on pull is included in price.)
- 4) Laminate color for drawer fronts.
- 5) Edge trim color for drawer fronts.
- 6) Trim color for lock plug.

Wood Drawer Fronts

- 1) Product number, including:

1 Front/Lockbar Option:

- W** Wood fronts/painted steel lockbar

- R** Wood fronts/wood lockbar, add **\$131.20** list

2 Pull (see side bar)

- 2) Trim color for case.
- 3) Trim color for pull (Ellipse and Radius only).
 - Ellipse (Non-Metallic trim colors only)
 - Radius (Metallic trim colors only; upcharge for Metallic trim on pull is included in price.)
- 4) Wood finish for drawer fronts.
- 5) Trim color for lock plug.

X Series Pedestals

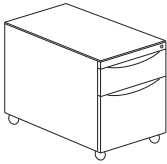
Suspended Pedestal

Actual Depth	Actual Width	Pull	Number ① ②	Painted Trim A	Trim B	Laminate A Trim A	Trim B	Laminate B Trim A	Trim B	Wood Group A Trim A	Trim B	Wood Group B Trim A	Trim B
19.625"(498mm) High — Box/File													
17" (432mm)	15" (381mm)	1	JPHA-18- 1	\$ 653.10	\$ 713.77	\$ 830.18	\$ 890.85	\$ 843.83	\$ 904.50	\$1000.77	\$1061.44	\$1063.07	\$1123.74
			J JPHA-18- J	653.10	713.77	N/A	N/A	N/A	N/A	N/A	N/A	N/A	N/A
		2, 3	JPHA-18-	735.12	795.79	912.20	972.87	925.85	986.52	1082.79	1143.46	1145.09	1205.76
		7, 8, 9	JPHA-18-	754.82	815.49	931.90	992.57	945.55	1006.22	1102.49	1163.16	1164.79	1225.46
			K JPHA-18- K	N/A	N/A	1026.96	1087.63	1040.61	1101.28	1197.55	1258.22	1259.85	1320.52
23" (584mm)	15" (381mm)	1	JPHA-24- 1	\$ 694.11	\$ 767.91	\$ 871.19	\$ 944.99	\$ 884.84	\$ 958.64	\$1041.78	\$1115.58	\$1104.08	\$1177.88
			J JPHA-24- J	694.11	767.91	N/A	N/A	N/A	N/A	N/A	N/A	N/A	N/A
		2, 3	JPHA-24-	776.13	849.93	953.21	1027.01	966.86	1040.66	1123.80	1197.60	1186.10	1259.90
		7, 8, 9	JPHA-24-	795.83	869.63	972.91	1046.71	986.56	1060.36	1143.50	1217.30	1205.80	1279.60
			K JPHA-24- K	N/A	N/A	1067.97	1141.77	1081.62	1155.42	1238.56	1312.36	1300.86	1374.66
22.625"(575mm) High — Pencil/Box/File													
17" (432mm)	15" (381mm)	1	JPHP-18- 1	\$ 784.30	\$ 853.18	\$1012.23	\$1081.11	\$1030.83	\$1099.71	\$1233.63	\$1302.51	\$1284.46	\$1353.34
			J JPHP-18- J	784.30	853.18	N/A	N/A	N/A	N/A	N/A	N/A	N/A	N/A
		2, 3	JPHP-18-	907.33	976.21	1135.26	1204.14	1153.86	1222.74	1356.66	1425.54	1407.49	1476.37
		7, 8, 9	JPHP-18-	936.88	1005.76	1164.81	1233.69	1183.41	1252.29	1386.21	1455.09	1437.04	1505.92
			K JPHP-18- K	N/A	N/A	1307.40	1376.28	1326.00	1394.88	1528.80	1597.68	1579.63	1648.51
23" (584mm)	15" (381mm)	1	JPHP-24- 1	\$ 825.31	\$ 907.32	\$1053.24	\$1135.25	\$1071.84	\$1153.85	\$1274.64	\$1356.65	\$1325.47	\$1407.48
			J JPHP-24- J	825.31	907.32	N/A	N/A	N/A	N/A	N/A	N/A	N/A	N/A
		2, 3	JPHP-24-	948.34	1030.35	1176.27	1258.28	1194.87	1276.88	1397.67	1479.68	1448.50	1530.51
		7, 8, 9	JPHP-24-	977.89	1059.90	1205.82	1287.83	1224.42	1306.43	1427.22	1509.23	1478.05	1560.06
			K JPHP-24- K	N/A	N/A	1348.41	1430.42	1367.01	1449.02	1569.81	1651.82	1620.64	1702.65
25.625"(651mm) High — Box/Box/File													
17" (432mm)	15" (381mm)	1	JPHH-18- 1	\$ 831.85	\$ 910.57	\$1077.84	\$1156.56	\$1097.50	\$1176.22	\$1317.25	\$1395.97	\$1356.60	\$1435.32
			J JPHH-18- J	831.85	910.57	N/A	N/A	N/A	N/A	N/A	N/A	N/A	N/A
		2, 3	JPHH-18-	954.88	1033.60	1200.87	1279.59	1220.53	1299.25	1440.28	1519.00	1479.63	1558.35
		7, 8, 9	JPHH-18-	984.43	1063.15	1230.42	1309.14	1250.08	1328.80	1469.83	1548.55	1509.18	1587.90
			K JPHH-18- K	N/A	N/A	1373.01	1451.73	1392.67	1471.39	1612.42	1691.14	1651.77	1730.49
23" (584mm)	15" (381mm)	1	JPHH-24- 1	\$ 872.86	\$ 964.71	\$1118.85	\$1210.70	\$1138.51	\$1230.36	\$1358.26	\$1450.11	\$1397.61	\$1489.46
			J JPHH-24- J	872.86	964.71	N/A	N/A	N/A	N/A	N/A	N/A	N/A	N/A
		2, 3	JPHH-24-	995.89	1087.74	1241.88	1333.73	1261.54	1353.39	1481.29	1573.14	1520.64	1612.49
		7, 8, 9	JPHH-24-	1025.44	1117.29	1271.43	1363.28	1291.09	1382.94	1510.84	1602.69	1550.19	1642.04
			K JPHH-24- K	N/A	N/A	1414.02	1505.87	1433.68	1525.53	1653.43	1745.28	1692.78	1784.63
25.625"(651mm) High — Pencil/Pencil/Box/File													
17" (432mm)	15" (381mm)	1	JPHQ-18- 1	\$ 992.56	\$1071.28	\$1291.01	\$1369.73	\$1314.91	\$1393.63	\$1579.63	\$1658.35	\$1615.72	\$1694.44
			J JPHQ-18- J	992.56	1071.28	N/A	N/A	N/A	N/A	N/A	N/A	N/A	N/A
		2, 3	JPHQ-18-	1156.60	1235.32	1455.05	1533.77	1478.95	1557.67	1743.67	1822.39	1779.76	1858.48
		7, 8, 9	JPHQ-18-	1196.00	1274.72	1494.45	1573.17	1518.35	1597.07	1783.07	1861.79	1819.16	1897.88
			K JPHQ-18- K	N/A	N/A	1684.57	1763.29	1708.47	1787.19	1973.19	2051.91	2009.28	2088.00
23" (584mm)	15" (381mm)	1	JPHQ-24- 1	\$1033.57	\$1125.42	\$1332.02	\$1423.87	\$1355.92	\$1447.77	\$1620.64	\$1712.49	\$1656.73	\$1748.58
			J JPHQ-24- J	1033.57	1125.42	N/A	N/A	N/A	N/A	N/A	N/A	N/A	N/A
		2, 3	JPHQ-24-	1197.61	1289.46	1496.06	1587.91	1519.96	1611.81	1784.68	1876.53	1820.77	1912.62
		7, 8, 9	JPHQ-24-	1237.01	1328.86	1535.46	1627.31	1559.36	1651.21	1824.08	1915.93	1860.17	1952.02
			K JPHQ-24- K	N/A	N/A	1725.58	1817.43	1749.48	1841.33	2014.20	2106.05	2050.29	2142.14
25.625"(651mm) High — File/File													
17" (432mm)	15" (381mm)	1	JPHJ-18- 1	\$ 774.46	\$ 853.18	\$1005.68	\$1084.40	\$1023.67	\$1102.39	\$1228.68	\$1307.40	\$1268.06	\$1346.78
			J JPHJ-18- J	774.46	853.18	N/A	N/A	N/A	N/A	N/A	N/A	N/A	N/A
		2, 3	JPHJ-18-	856.48	935.20	1087.70	1166.42	1105.69	1184.41	1310.70	1389.42	1350.08	1428.80
		7, 8, 9	JPHJ-18-	876.18	954.90	1107.40	1186.12	1125.39	1204.11	1330.40	1409.12	1369.78	1448.50
			K JPHJ-18- K	N/A	N/A	1202.46	1281.18	1220.45	1299.17	1425.46	1504.18	1464.84	1543.56
23" (584mm)	15" (381mm)	1	JPHJ-24- 1	\$ 815.47	\$ 907.32	\$1046.69	\$1138.54	\$1064.68	\$1156.53	\$1269.69	\$1361.54	\$1309.07	\$1400.92
			J JPHJ-24- J	815.47	907.32	N/A	N/A	N/A	N/A	N/A	N/A	N/A	N/A
		2, 3	JPHJ-24-	897.49	989.34	1128.71	1220.56	1146.70	1238.55	1351.71	1443.56	1391.09	1482.94
		7, 8, 9	JPHJ-24-	917.19	1009.04	1148.41	1240.26	1166.40	1258.25	1371.41	1463.26	1410.79	1502.64
			K JPHJ-24- K	N/A	N/A	1243.47	1335.32	1261.46	1353.31	1466.47	1558.32	1505.85	1597.70

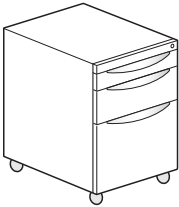
This page intentionally blank

X Series Pedestals

Mobile Pedestal



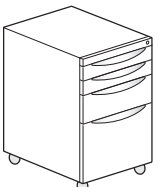
JPMA-24



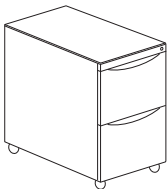
JPMQ-24



JPMH-24



JPMQ-24



JPMJ-24

Features

- Includes steel pedestal with non-locking casters; two fixed casters in front, and two swivel casters at the back.
- Pedestal with pencil drawers and/or box drawers includes a single pencil tray.
- Box drawers include one divider in each drawer.
- File drawers include one compressor in each drawer.
- Drawer front options include painted, laminate, or wood.
- Laminate fronts can be specified with painted steel or laminate lockbar.
- Wood fronts can be specified with painted steel or wood lockbar.
- Optional drawer pulls include Ellipse, Radius, Taper, Crescent, Linear, Classic, and J-Pull.
 - Ellipse pull available in non-metallic trim colors only
 - Radius pull available in metallic trim colors only
 - Taper, and J-Pull trim color matches case trim color
 - Crescent, Linear and Classic pulls are brushed nickel finish
- Drawers have full extension steel ball-bearing slides.
- Drawer interiors and accessories are black finish color.
- Single lock secures all drawers.
- Lock plug is available in black or chrome.
- For lock options, refer to Lock Program section of the Accessories Price List.

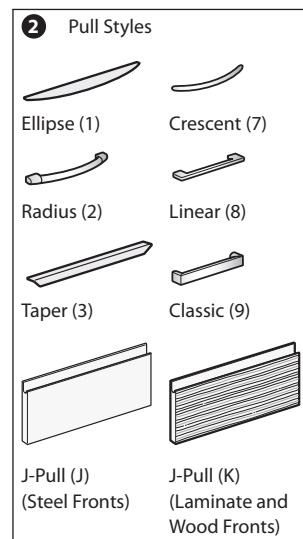
Specification Tips

- For a mobile pedestal with a cushion top, specify **C** in the third option.

Example: JPMA-24-51**C**.

A pedestal with this option will not include a top, allowing a cushion top to be field installed. Specify cushion top separately.

- Mobile file/file pedestal with a cushion top will not fit under a work surface.
- Additional accessories are available and can be specified separately.

**To Order, Specify:****Painted Steel Drawer Fronts**

- 1) Product number, including:

1 Front/Lockbar Option:

- S** Painted steel fronts/painted steel lockbar

2 Pull (see side bar)

- 2) Trim color for drawer fronts and case.
- 3) Trim color for pull (Ellipse and Radius only).
 - Ellipse (Non-Metallic trim colors only)
 - Radius (Metallic trim colors only; upcharge for Metallic trim on pull is included in price.)
- 4) Trim color for lock plug.

Laminate Drawer Fronts

- 1) Product number, including:

1 Front/Lockbar Option:

- L** Laminate fronts/painted steel lockbar
- T** Laminate fronts/laminate lockbar, add **\$67.23** list

2 Pull (see side bar)

- 2) Trim color for case.
- 3) Trim color for pull (Ellipse and Radius only).
 - Ellipse (Non-Metallic trim colors only)
 - Radius (Metallic trim colors only; upcharge for Metallic trim on pull is included in price.)
- 4) Laminate color for drawer fronts.
- 5) Edge trim color for drawer fronts.
- 6) Trim color for lock plug.

Wood Drawer Fronts

- 1) Product number, including:

1 Front/Lockbar Option:

- W** Wood fronts/painted steel lockbar
- R** Wood fronts/wood lockbar, add **\$131.20** list

2 Pull (see side bar)

- 2) Trim color for case.
- 3) Trim color for pull (Ellipse and Radius only).
 - Ellipse (Non-Metallic trim colors only)
 - Radius (Metallic trim colors only; upcharge for Metallic trim on pull is included in price.)
- 4) Wood finish for drawer fronts.
- 5) Trim color for lock plug.

X Series Pedestals

Mobile Pedestal

Actual Depth	Actual Width	Pull	Number ① ②	Painted Trim A	Trim B	Laminate A Trim A	Trim B	Laminate B Trim A	Trim B	Wood Group A Trim A	Trim B	Wood Group B Trim A	Trim B
21.5"(546mm) High — Box/File													
17" (432mm)	15" (381mm)	1	JPMA-18- 1	\$ 897.02	\$ 969.17	\$1074.10	\$1146.25	\$1087.75	\$1159.90	\$1244.69	\$1316.84	\$1306.99	\$1379.14
		J	JPMA-18- J	897.02	969.17	N/A	N/A	N/A	N/A	N/A	N/A	N/A	N/A
		2, 3	JPMA-18-	979.04	1051.19	1156.12	1228.27	1169.77	1241.92	1326.71	1398.86	1389.01	1461.16
		7, 8, 9	JPMA-18-	998.74	1070.89	1175.82	1247.97	1189.47	1261.62	1346.41	1418.56	1408.71	1480.86
		K	JPMA-18- K	N/A	N/A	1270.88	1343.03	1284.53	1356.68	1441.47	1513.62	1503.77	1575.92
23" (584mm)	15" (381mm)	1	JPMA-24- 1	\$ 938.03	\$1023.31	\$1115.11	\$1200.39	\$1128.76	\$1214.04	\$1285.70	\$1370.98	\$1348.00	\$1433.28
		J	JPMA-24- J	938.03	1023.31	N/A	N/A	N/A	N/A	N/A	N/A	N/A	N/A
		2, 3	JPMA-24-	1020.05	1105.33	1197.13	1282.41	1210.78	1296.06	1367.72	1453.00	1430.02	1515.30
		7, 8, 9	JPMA-24-	1039.75	1125.03	1216.83	1302.11	1230.48	1315.76	1387.42	1472.70	1449.72	1535.00
		K	JPMA-24- K	N/A	N/A	1311.89	1397.17	1325.54	1410.82	1482.48	1567.76	1544.78	1630.06
24.5"(622mm) High — Pencil/Box/File													
17" (432mm)	15" (381mm)	1	JPMP-18- 1	\$1028.22	\$1108.58	\$1256.15	\$1336.51	\$1274.75	\$1355.11	\$1477.55	\$1557.91	\$1528.38	\$1608.74
		J	JPMP-18- J	1028.22	1108.58	N/A	N/A	N/A	N/A	N/A	N/A	N/A	N/A
		2, 3	JPMP-18-	1151.25	1231.61	1379.18	1459.54	1397.78	1478.14	1600.58	1680.94	1651.41	1731.77
		7, 8, 9	JPMP-18-	1180.80	1261.16	1408.73	1489.09	1427.33	1507.69	1630.13	1710.49	1680.96	1761.32
		K	JPMP-18- K	N/A	N/A	1551.32	1631.68	1569.92	1650.28	1772.72	1853.08	1823.55	1903.91
23" (584mm)	15" (381mm)	1	JPMP-24- 1	\$1069.23	\$1162.72	\$1297.16	\$1390.65	\$1315.76	\$1409.25	\$1518.56	\$1612.05	\$1569.39	\$1662.88
		J	JPMP-24- J	1069.23	1162.72	N/A	N/A	N/A	N/A	N/A	N/A	N/A	N/A
		2, 3	JPMP-24-	1192.26	1285.75	1420.19	1513.68	1438.79	1532.28	1641.59	1735.08	1692.42	1785.91
		7, 8, 9	JPMP-24-	1221.81	1315.30	1449.74	1543.23	1468.34	1561.83	1671.14	1764.63	1721.97	1815.46
		K	JPMP-24- K	N/A	N/A	1592.33	1685.82	1610.93	1704.42	1813.73	1907.22	1864.56	1958.05
27.5"(699mm) High — Box/Box/File													
17" (432mm)	15" (381mm)	1	JPMH-18- 1	\$1075.77	\$1165.97	\$1321.76	\$1411.96	\$1341.42	\$1431.62	\$1561.17	\$1651.37	\$1600.52	\$1690.72
		J	JPMH-18- J	1075.77	1165.97	N/A	N/A	N/A	N/A	N/A	N/A	N/A	N/A
		2, 3	JPMH-18-	1198.80	1289.00	1444.79	1534.99	1464.45	1554.65	1684.20	1774.40	1723.55	1813.75
		7, 8, 9	JPMH-18-	1228.35	1318.55	1474.34	1564.54	1494.00	1584.20	1713.75	1803.95	1753.10	1843.30
		K	JPMH-18- K	N/A	N/A	1616.93	1707.13	1636.59	1726.79	1856.34	1946.54	1895.69	1985.89
23" (584mm)	15" (381mm)	1	JPMH-24- 1	\$1116.78	\$1220.11	\$1362.77	\$1466.10	\$1382.43	\$1485.76	\$1602.18	\$1705.51	\$1641.53	\$1744.86
		J	JPMH-24- J	1116.78	1220.11	N/A	N/A	N/A	N/A	N/A	N/A	N/A	N/A
		2, 3	JPMH-24-	1239.81	1343.14	1485.80	1589.13	1505.46	1608.79	1725.21	1828.54	1764.56	1867.89
		7, 8, 9	JPMH-24-	1269.36	1372.69	1515.35	1618.68	1535.01	1638.34	1754.76	1858.09	1794.11	1897.44
		K	JPMH-24- K	N/A	N/A	1657.94	1761.27	1677.60	1780.93	1897.35	2000.68	1936.70	2040.03
29" (737mm)	15" (381mm)	1	JPMH-30- 1	\$1157.79	\$1274.25	\$1403.78	\$1520.24	\$1423.44	\$1539.90	\$1643.19	\$1759.65	\$1682.54	\$1799.00
		J	JPMH-30- J	1157.79	1274.25	N/A	N/A	N/A	N/A	N/A	N/A	N/A	N/A
		2, 3	JPMH-30-	1280.82	1397.28	1526.81	1643.27	1546.47	1662.93	1766.22	1882.68	1805.57	1922.03
		7, 8, 9	JPMH-30-	1310.37	1426.83	1556.36	1672.82	1576.02	1692.48	1795.77	1912.23	1835.12	1951.58
		K	JPMH-30- K	N/A	N/A	1698.95	1815.41	1718.61	1835.07	1938.36	2054.82	1977.71	2094.17
27.5"(699mm) High — Pencil/Pencil/Box/File													
17" (432mm)	15" (381mm)	1	JPMQ-18- 1	\$1236.48	\$1326.68	\$1534.93	\$1625.13	\$1558.83	\$1649.03	\$1823.55	\$1913.75	\$1859.64	\$1949.84
		J	JPMQ-18- J	1236.48	1326.68	N/A	N/A	N/A	N/A	N/A	N/A	N/A	N/A
		2, 3	JPMQ-18-	1400.52	1490.72	1698.97	1789.17	1722.87	1813.07	1987.59	2077.79	2023.68	2113.88
		7, 8, 9	JPMQ-18-	1439.92	1530.12	1738.37	1828.57	1762.27	1852.47	2026.99	2117.19	2063.08	2153.28
		K	JPMQ-18- K	N/A	N/A	1928.49	2018.69	1952.39	2042.59	2217.11	2307.31	2253.20	2343.40
23" (584mm)	15" (381mm)	1	JPMQ-24- 1	\$1277.49	\$1380.82	\$1575.94	\$1679.27	\$1599.84	\$1703.17	\$1864.56	\$1967.89	\$1900.65	\$2003.98
		J	JPMQ-24- J	1277.49	1380.82	N/A	N/A	N/A	N/A	N/A	N/A	N/A	N/A
		2, 3	JPMQ-24-	1441.53	1544.86	1739.98	1843.31	1763.88	1867.21	2028.60	2131.93	2064.69	2168.02
		7, 8, 9	JPMQ-24-	1480.93	1584.26	1779.38	1882.71	1803.28	1906.61	2068.00	2171.33	2104.09	2207.42
		K	JPMQ-24- K	N/A	N/A	1969.50	2072.83	1993.40	2096.73	2258.12	2361.45	2294.21	2397.54

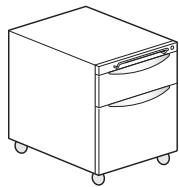
X Series Pedestals

Mobile Pedestal


Actual Depth	Actual Width	Pull	Number ① ②	Painted Trim A	Trim B	Laminate A Trim A	Trim B	Laminate B Trim A	Trim B	Wood Group A Trim A	Trim B	Wood Group B Trim A	Trim B
27.5"(699mm) High — File/File													
17" (432mm)	15" (381mm)	1	JPMJ-18- 1	\$1018.38	\$1108.58	\$1249.60	\$1339.80	\$1267.59	\$1357.79	\$1472.60	\$1562.80	\$1511.98	\$1602.18
		J	JPMJ-18- J	1018.38	1108.58	N/A	N/A	N/A	N/A	N/A	N/A	N/A	N/A
		2, 3	JPMJ-18-	1100.40	1190.60	1331.62	1421.82	1349.61	1439.81	1554.62	1644.82	1594.00	1684.20
		7, 8, 9	JPMJ-18-	1120.10	1210.30	1351.32	1441.52	1369.31	1459.51	1574.32	1664.52	1613.70	1703.90
		K	JPMJ-18- K	N/A	N/A	1446.38	1536.58	1464.37	1554.57	1669.38	1759.58	1708.76	1798.96
23" (584mm)	15" (381mm)	1	JPMJ-24- 1	\$1059.39	\$1162.72	\$1290.61	\$1393.94	\$1308.60	\$1411.93	\$1513.61	\$1616.94	\$1552.99	\$1656.32
		J	JPMJ-24- J	1059.39	1162.72	N/A	N/A	N/A	N/A	N/A	N/A	N/A	N/A
		2, 3	JPMJ-24-	1141.41	1244.74	1372.63	1475.96	1390.62	1493.95	1595.63	1698.96	1635.01	1738.34
		7, 8, 9	JPMJ-24-	1161.11	1264.44	1392.33	1495.66	1410.32	1513.65	1615.33	1718.66	1654.71	1758.04
		K	JPMJ-24- K	N/A	N/A	1487.39	1590.72	1505.38	1608.71	1710.39	1813.72	1749.77	1853.10
29" (737mm)	15" (381mm)	1	JPMJ-30- 1	\$1100.40	\$1216.86	\$1331.62	\$1448.08	\$1349.61	\$1466.07	\$1554.62	\$1671.08	\$1594.00	\$1710.46
		J	JPMJ-30- J	1100.40	1216.86	N/A	N/A	N/A	N/A	N/A	N/A	N/A	N/A
		2, 3	JPMJ-30-	1182.42	1298.88	1413.64	1530.10	1431.63	1548.09	1636.64	1753.10	1676.02	1792.48
		7, 8, 9	JPMJ-30-	1202.12	1318.58	1433.34	1549.80	1451.33	1567.79	1656.34	1772.80	1695.72	1812.18
		K	JPMJ-30- K	N/A	N/A	1528.40	1644.86	1546.39	1662.85	1751.40	1867.86	1790.78	1907.24

X Series Pedestals

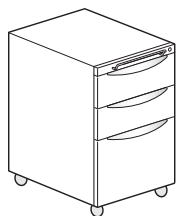
Tug Pedestal



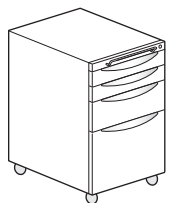
JPTA-24



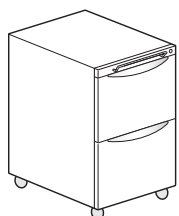
JPTP-24



JPTH-24



JPTQ-24



JPTJ-24

Features

- Includes steel pedestal with attached handle and non-locking casters; two swivel casters in front, and two fixed casters at the back.
- Pedestal with pencil drawers and/or box drawers includes a single pencil tray.
- Box drawers include one divider in each drawer.
- File drawers include one compressor in each drawer.
- Optional drawer pulls include Ellipse, Radius, Taper, Crescent, Linear, Classic, and J-Pull.
 - Ellipse pull available in non-metallic trim colors only
 - Radius pull available in metallic trim colors only
 - Taper, and J-Pull trim color matches case trim color
 - Crescent, Linear and Classic pulls are brushed nickel finish
- Handle matches case trim color and is centered in lockbar.
- Drawers have full extension steel ball-bearing slides.
- Drawer interiors and accessories are black finish color.
- Single lock secures all drawers.
- Lock plug is available in black or chrome.
- For lock options, refer to Lock Program section of the Accessories Price List.

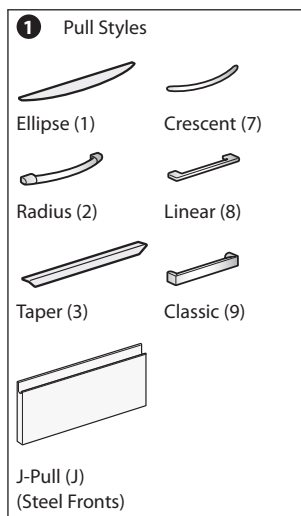
Specification Tips

- For pedestal option with a cushion top, specify C in the third option. Example: JPTA-24-S1C.
- Additional accessories are available and can be specified separately.
- Tug Pedestal will not accommodate digital lock.

To Order, Specify:

Painted Steel Drawer Fronts

- 1) Product number including:
 - ❶ Pull (see below)
 - 1) Trim color for drawer fronts, case and handle.
 - 2) Trim color for pull (Ellipse and Radius only).
 - Ellipse (Non-Metallic trim colors only)
 - Radius (Metallic trim colors only; upcharge for Metallic trim on pull is included in price.)
 - 3) Trim color for lock plug.

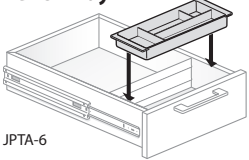


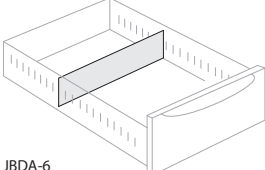
X Series Pedestals


Tug Pedestal

Actual Depth	Actual Width	Pull	Number ①	Trim	
				A	B
21.75"(552mm) High — Box/File					
17"(432mm)	15"(381mm)	1, J	JPTA-18-S	\$1102.01	\$1174.16
		2, 3	JPTA-18-S	1184.03	1256.18
		7, 8, 9	JPTA-18-S	1203.73	1275.88
23"(584mm)	15"(381mm)	1, J	JPTA-24-S	\$1143.02	\$1228.30
		2, 3	JPTA-24-S	1225.04	1310.32
		7, 8, 9	JPTA-24-S	1244.74	1330.02
24.75"(629mm) High — Pencil/Box/File					
17"(432mm)	15"(381mm)	1, J	JPTP-18-S	\$1233.21	\$1313.57
		2, 3	JPTP-18-S	1356.24	1436.60
		7, 8, 9	JPTP-18-S	1385.79	1466.15
23"(584mm)	15"(381mm)	1, J	JPTP-24-S	\$1274.22	\$1367.71
		2, 3	JPTP-24-S	1397.25	1490.74
		7, 8, 9	JPTP-24-S	1426.80	1520.29
29"(737mm)	15"(381mm)	1, J	JPTP-30-S	\$1373.20	\$1479.82
		2, 3	JPTP-30-S	1496.23	1602.85
		7, 8, 9	JPTP-30-S	1525.78	1632.40
27.75"(705mm) High — Box/Box/File					
17"(432mm)	15"(381mm)	1, J	JPTH-18-S	\$1280.76	\$1370.96
		2, 3	JPTH-18-S	1403.79	1493.99
		7, 8, 9	JPTH-18-S	1433.34	1523.54
23"(584mm)	15"(381mm)	1, J	JPTH-24-S	\$1321.77	\$1425.10
		2, 3	JPTH-24-S	1444.80	1548.13
		7, 8, 9	JPTH-24-S	1474.35	1577.68
29"(737mm)	15"(381mm)	1, J	JPTH-30-S	\$1420.75	\$1537.21
		2, 3	JPTH-30-S	1543.78	1660.24
		7, 8, 9	JPTH-30-S	1573.33	1689.79
27.75"(705mm) High — Pencil/Pencil/Box/File					
17"(432mm)	15"(381mm)	1, J	JPTQ-18-S	\$1441.47	\$1531.67
		2, 3	JPTQ-18-S	1605.51	1695.71
		7, 8, 9	JPTQ-18-S	1644.91	1735.11
23"(584mm)	15"(381mm)	1, J	JPTQ-24-S	\$1482.48	\$1585.81
		2, 3	JPTQ-24-S	1646.52	1749.85
		7, 8, 9	JPTQ-24-S	1685.92	1789.25
29"(737mm)	15"(381mm)	1, J	JPTQ-30-S	\$1581.46	\$1697.92
		2, 3	JPTQ-30-S	1745.50	1861.96
		7, 8, 9	JPTQ-30-S	1784.90	1901.36
27.75"(705mm) High — File/File					
17"(432mm)	15"(381mm)	1, J	JPTJ-18-S	\$1223.37	\$1313.57
		2, 3	JPTJ-18-S	1305.39	1395.59
		7, 8, 9	JPTJ-18-S	1325.09	1415.29
23"(584mm)	15"(381mm)	1, J	JPTJ-24-S	\$1264.38	\$1367.71
		2, 3	JPTJ-24-S	1346.40	1449.73
		7, 8, 9	JPTJ-24-S	1366.10	1469.43
29"(737mm)	15"(381mm)	1, J	JPTJ-30-S	\$1363.36	\$1479.82
		2, 3	JPTJ-30-S	1445.38	1561.84
		7, 8, 9	JPTJ-30-S	1465.08	1581.54

X Series Pedestal Accessories

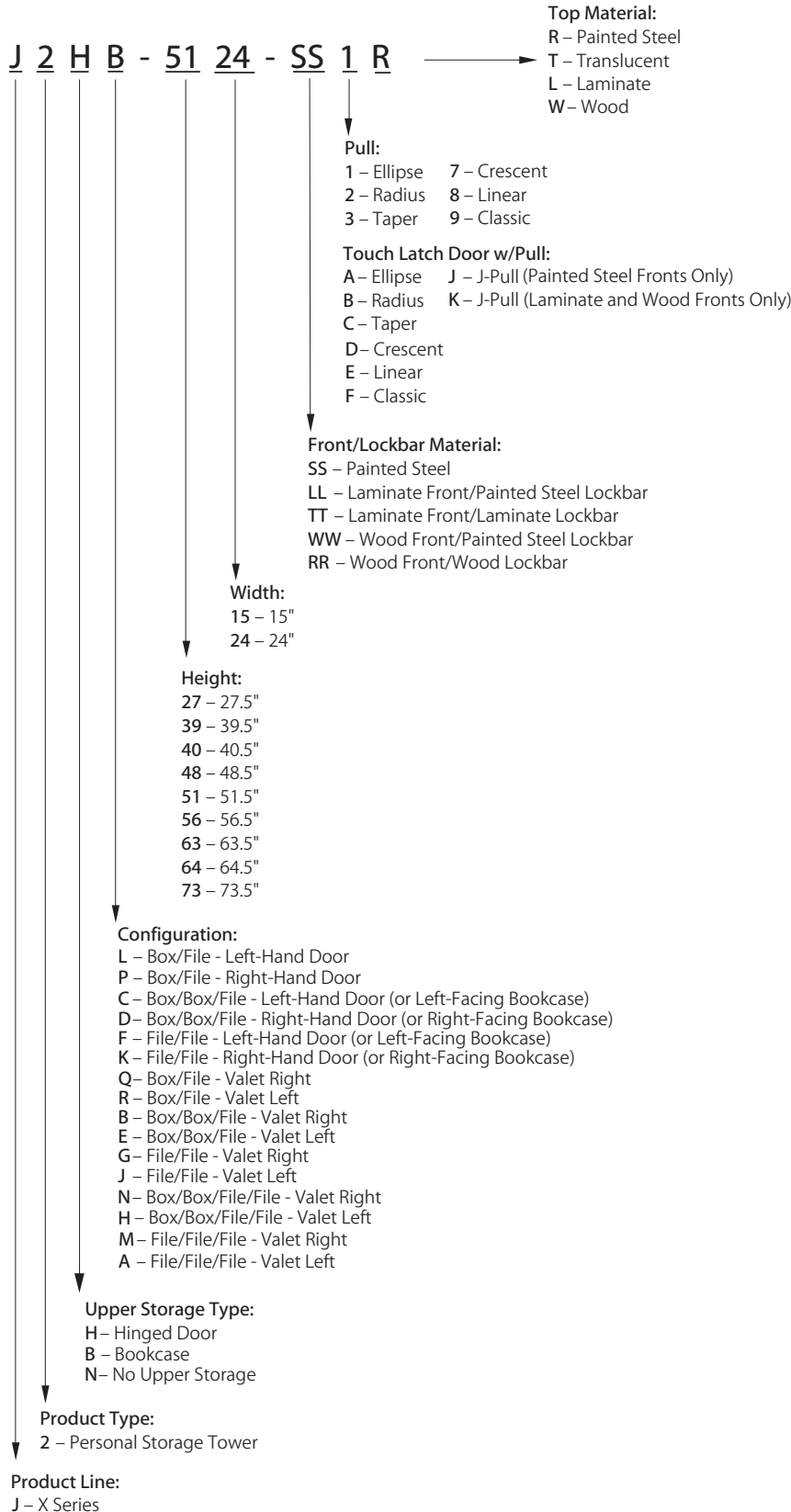
	Height	Depth	Width	Number	Price
Pencil Tray  JPTA-6	1.25"(32mm)	5.5"(140mm)	12.875"(327mm)	JPTA-6	\$55.79
Features <ul style="list-style-type: none"> Includes one black plastic tray. Suspends from sides of 6"(152mm) drawer and slides for drawer access. Works with X Series and V Series pedestal drawers. 		To Order, Specify: <ol style="list-style-type: none"> Product number. (No finish specification required.) 			

	Height	Width	Number	Price
Dividers  JBDA-6	3"(76mm)	12"(305mm)	JBDA-6	\$48.37
Features <ul style="list-style-type: none"> Includes six dividers. Spans 6"(152mm) drawer from side-to-side. Adjusts in 1"(25mm) increments from front to back of drawer. Standard in black finish color only. Works with X Series and V Series pedestal drawers. 		To Order, Specify: <ol style="list-style-type: none"> Product number. (No finish specification required.) 		

	Height	Depth	Width	Number	Fabric Grade					
					A	B	C	D	E	F
Pedestal Cushion Kit  JCTB-24	1"(25mm)	17"(432mm)	15"(381mm)	JCTB-18	\$249.56	\$279.94	\$318.34	\$335.92	\$388.72	\$428.72
	1"(25mm)	23"(584mm)	15"(381mm)	JCTB-24	433.52	471.93	511.91	529.49	609.47	676.64
Features <ul style="list-style-type: none"> Includes cushion with fastener. Works with X Series and V Series 18"(457mm) and 24"(610mm) deep pedestals. Field installed. COM yardage: <ul style="list-style-type: none"> -17"(432mm) deep - .75 yard -23"(584mm) deep - 1 yard 		To Order, Specify: <ol style="list-style-type: none"> Product number. Fabric surface/color. 								

	Depth	Number	Trim	
			A	B
Stationary Pedestal Conversion Kit JSCK-18 GSA: Open Market	18"(457mm)	JSCK-18	\$316.79	\$328.43
	24"(610mm)	JSCK-24	325.13	340.09
	30"(762mm)	JSCK-30	333.47	351.75
Features <ul style="list-style-type: none"> Includes top, counterweight, and attachment hardware. Converts an X Series or V Series attached pedestal to a stationary pedestal. 		To Order, Specify: <ol style="list-style-type: none"> Product number. Trim color for top. 		

Personal Storage Towers — Catalog Logic




X Series 15" Wide Personal Storage Towers

3H Personal Storage Tower with Hinged Door Upper Storage



J2HP-4015 (Right)



J2HL-4015 (Left)

Features

- Includes pedestal section with box/file drawers.
- Box drawer includes one divider and one pencil tray.
- File drawer includes one compressor.
- Drawer/door front options include painted, laminate, or wood.
- Laminate fronts can be specified with:
 - Painted steel or laminate lockbar
 - Painted steel or laminate top
- Wood fronts can be specified with:
 - Painted steel or wood lockbar
 - Painted steel or wood top
- Optional drawer/door pulls include Ellipse, Radius, Taper, Crescent, Linear, Classic, and J-Pull.
 - Ellipse pull available in non-Metallic trim colors only
 - Radius pull available in Metallic trim colors only
 - Taper and J-Pull pull trim color matches case trim color
 - Crescent, Linear and Classic pulls are brushed nickel finish
 - J-Pull available with touch latch doors only
- Standard door or touch latch door choice is determined by pull style code.
- Drawers have full extension steel ball-bearing slides.
- Interiors, shelf, and accessories are black finish color.
- Single lock secures all drawers. Storage unit locks separately.
- Locks in tower are randomly keyed.
- Lock plugs are available in black or chrome.
- For lock options, refer to Lock Program section of the Accessories Price List.
- Glides provide 1.5"(38mm) adjustment range.

Specification Tips

- Optional white translucent top adds 2.75"(70mm) to overall height of tower.

To Order, Specify:

Painted Steel Drawer/Door Fronts

- 1) Product number, including:

1 Front/Lockbar Option:

SS Painted steel fronts/painted steel lockbar

2 Pull (see side bar)

\$42.62 upcharge list for touch latch door(s).

3 Top Option:

R Regular top

T Translucent top, add **\$789.06** list

- 2) Trim color for case and front.

- 3) Trim color for pull (Ellipse and Radius only).
 - Ellipse (Non-Metallic trim colors only)
 - Radius (Metallic trim colors only; upcharge for Metallic trim on pull is included in price.)

- 4) Trim color for lock plug.

To Order, Specify (cont'd):

Laminate Drawer/Door Fronts

- 1) Product number, including:

1 Front/Lockbar Option:

LL Laminate fronts/painted steel lockbar

TT Laminate fronts/laminate lockbar, add **\$63.93** list

2 Pull (see side bar)

\$42.62 upcharge list for touch latch door(s).

3 Top Option:

R Regular top

T Translucent top, add **\$789.06** list

L Laminate top, add **\$191.85** list

- 2) Trim color for case.

- 3) Trim color for pull (Ellipse and Radius only).
 - Ellipse (Non-Metallic trim colors only)
 - Radius (Metallic trim colors only; upcharge for Metallic trim on pull is included in price.)

- 4) Laminate color for drawer/door fronts (and top, if laminate top is specified).

- 5) Edge trim color for drawer/door fronts (and top, if laminate top is specified).

- 6) Trim color for lock plug.

Wood Drawer/Door Fronts

- 1) Product number, including:

1 Front/Lockbar Option:

WW Wood fronts/painted steel lockbar

RR Wood fronts/wood lockbar, add **\$123.01** list

2 Pull (see side bar)

\$42.62 upcharge list for touch latch door(s).

3 Top Option:

R Regular top

T Translucent top, add **\$789.06** list

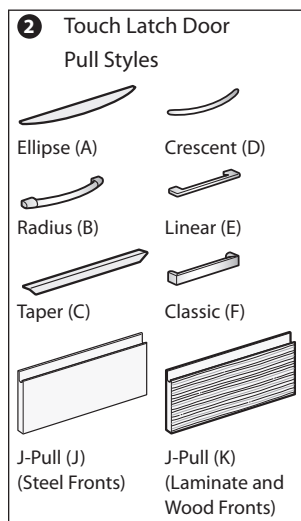
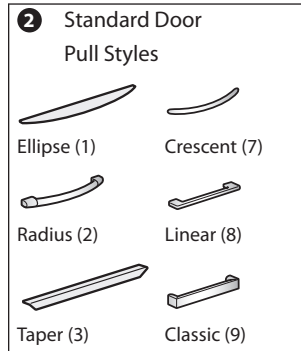
W Wood top, add **\$368.97** list

- 2) Trim color for case.

- 3) Trim color for pull (Ellipse and Radius only).
 - Ellipse (Non-Metallic trim colors only)
 - Radius (Metallic trim colors only; upcharge for Metallic trim on pull is included in price.)

- 4) Wood finish for drawer/door fronts (and top, if wood top is specified).

- 5) Trim color for lock plug.



X Series 15" Wide Personal Storage Towers

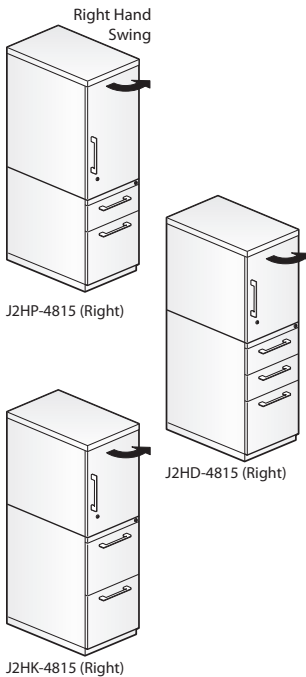
3H Personal Storage Tower with Hinged Door Upper Storage

Actual Depth	Actual Width	Pull	Number	① ② ③	Painted		Laminate A		Laminate B		Wood Group A		Wood Group B		
					Trim A	Trim B	Trim A	Trim B	Trim A	Trim B	Trim A	Trim B			
3H, 40.5"(1232mm) — Box/File, Right-Hand Door															
23.625" (600mm)	15" (381mm)	1	J2HP-4015-	1		\$2899.24	\$3039.98	\$3123.10	\$3230.72	\$3221.79	\$3329.41	\$3350.47	\$3458.09	\$3563.87	\$3671.49
		J	J2HP-4015-	J		2941.86	3082.60	N/A	N/A	N/A	N/A	N/A	N/A	N/A	N/A
		2, 3	J2HP-4015-			3022.27	3163.01	\$3246.13	\$3353.75	\$3344.82	\$3452.44	\$3473.50	\$3581.12	\$3686.90	\$3794.52
		7, 8, 9	J2HP-4015-			3051.82	3192.56	3275.68	3383.30	3374.37	3481.99	3503.05	3610.67	3716.45	3824.07
		K	J2HP-4015-	K		N/A	N/A	3362.50	3470.12	3461.19	3568.81	3589.87	3697.49	3803.27	3910.89
3H, 40.5"(1232mm) — Box/File, Left-Hand Door															
23.625" (600mm)	15" (381mm)	1	J2HL-4015-	1		\$2899.24	\$3039.98	\$3123.10	\$3230.72	\$3221.79	\$3329.41	\$3350.47	\$3458.09	\$3563.87	\$3671.49
		J	J2HL-4015-	J		2941.86	3082.60	N/A	N/A	N/A	N/A	N/A	N/A	N/A	N/A
		2, 3	J2HL-4015-			3022.27	3163.01	\$3246.13	\$3353.75	\$3344.82	\$3452.44	\$3473.50	\$3581.12	\$3686.90	\$3794.52
		7, 8, 9	J2HL-4015-			3051.82	3192.56	3275.68	3383.30	3374.37	3481.99	3503.05	3610.67	3716.45	3824.07
		K	J2HL-4015-	K		N/A	N/A	3362.50	3470.12	3461.19	3568.81	3589.87	3697.49	3803.27	3910.89

This page intentionally blank

X Series 15" Wide Personal Storage Towers

4H Personal Storage Tower with Hinged Door Upper Storage



Features

- Includes:
 - Pedestal section with multiple box and file drawer configurations
 - Upper storage unit with one or more removable shelves.
- Tower with box drawer(s) includes a single pencil tray.
- Each box drawer includes one divider.
- Each file drawer includes one compressor.
- 48.5"(1232mm) and 51.5"(1308mm) tall units have one removable shelf located 12.5"(318mm) from bottom of the hinged door storage area.
- Drawer/door front options include painted, laminate, or wood.
- Laminate fronts can be specified with:
 - Painted steel or laminate lockbar
 - Painted steel, translucent, or laminate top
- Wood fronts can be specified with:
 - Painted steel or wood lockbar
 - Painted steel, translucent, or wood top
- Optional drawer/door pulls include Ellipse, Radius, Taper, Crescent, Linear, Classic, and J-Pull.
 - Ellipse pull available in non-Metallic trim colors only
 - Radius pull available in Metallic trim colors only
 - Taper and J-Pull pull trim color matches case trim color
 - Crescent, Linear and Classic pulls are brushed nickel finish
 - J-Pull available with touch latch doors only
- Standard door or touch latch door choice is determined by pull style code.
- Drawers have full extension steel ball-bearing slides.
- Interiors, shelf, and accessories are black finish color.
- Single lock secures all drawers. Storage unit locks separately.
- Locks in tower are randomly keyed.
- Lock plugs are available in black or chrome.
- For lock options, refer to Lock Program section of the Accessories Price List.
- Glides provide 1.5"(38mm) adjustment range.

Specification Tips

- Optional white translucent top adds 2.75"(70mm) to overall height of tower.
- Additional shelves can be specified separately.

To Order, Specify:

Painted Steel Drawer/Door Fronts

- Product number, including:

1 Front/Lockbar Option:

SS Painted steel fronts/painted steel lockbar

2 Pull (see side bar)

\$42.62 upcharge list for touch latch door(s).

3 Top Option:

R Regular top

T Translucent top, add **\$789.06** list

- Trim color for case and front.

- Trim color for pull (Ellipse and Radius only).
 - Ellipse (Non-Metallic trim colors only)
 - Radius (Metallic trim colors only; upcharge for Metallic trim on pull is included in price.)

- Trim color for lock plug.

To Order, Specify (cont'd):

Laminate Drawer/Door Fronts

- Product number, including:

1 Front/Lockbar Option:

LL Laminate fronts/painted steel lockbar

TT Laminate fronts/laminate lockbar, add **\$63.93** list

2 Pull (see side bar)

\$42.62 upcharge list for touch latch door(s).

3 Top Option:

R Regular top

T Translucent top, add **\$789.06** list

L Laminate top, add **\$191.85** list

- Trim color for case.

- Trim color for pull (Ellipse and Radius only).
 - Ellipse (Non-Metallic trim colors only)
 - Radius (Metallic trim colors only; upcharge for Metallic trim on pull is included in price.)

- Laminate color for drawer/door fronts (and top, if laminate top is specified).

- Edge trim color for drawer/door fronts (and top, if laminate top is specified).

- Trim color for lock plug.

Wood Drawer/Door Fronts

- Product number, including:

1 Front/Lockbar Option:

WW Wood fronts/painted steel lockbar

RR Wood fronts/wood lockbar, add **\$123.01** list

2 Pull (see side bar)

\$42.62 upcharge list for touch latch door(s).

3 Top Option:

R Regular top

T Translucent top, add **\$789.06** list

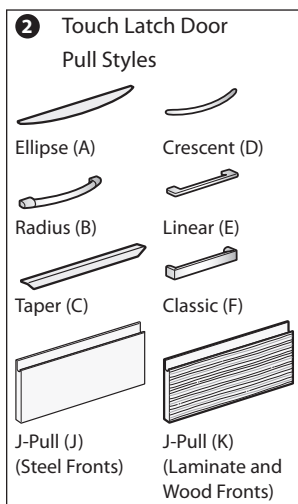
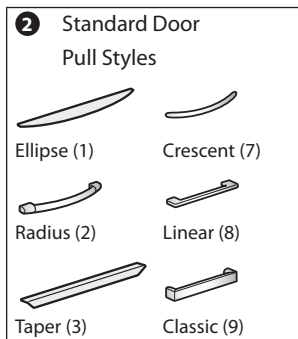
W Wood top, add **\$368.97** list

- Trim color for case.

- Trim color for pull (Ellipse and Radius only).
 - Ellipse (Non-Metallic trim colors only)
 - Radius (Metallic trim colors only; upcharge for Metallic trim on pull is included in price.)

- Wood finish for drawer/door fronts (and top, if wood top is specified).

- Trim color for lock plug.



X Series 15" Wide Personal Storage Towers

4H Personal Storage Tower with Hinged Door Upper Storage

Actual Depth	Actual Width	Pull	Number ① ② ③	Painted Trim		Laminate A		Laminate B		Wood Group A		Wood Group B	
				Trim A	Trim B	Trim A	Trim B	Trim A	Trim B	Trim A	Trim B	Trim A	Trim B
4H, 48.5" (1232mm) — Box/File, Right-Hand Door													
23.625" (600mm)	15" (381mm)	1	J2HP-4815- 1	\$3213.35	\$3373.64	\$3486.65	\$3610.67	\$3614.44	\$3738.46	\$3763.65	\$3887.67	\$4050.59	\$4174.61
		J	J2HP-4815- J	3255.97	3416.26	N/A	N/A	N/A	N/A	N/A	N/A	N/A	N/A
		2,3	J2HP-4815-	3336.38	3496.67	\$3609.68	\$3733.70	\$3737.47	\$3861.49	\$3886.68	\$4010.70	\$4173.62	\$4297.64
		7,8,9	J2HP-4815-	3365.93	3526.22	3639.23	3763.25	3767.02	3891.04	3916.23	4040.25	4203.17	4327.19
		K	J2HP-4815- K	N/A	N/A	3726.05	3850.07	3853.84	3977.86	4003.05	4127.07	4289.99	4414.01
4H, 48.5" (1232mm) — Box/File, Left-Hand Door													
23.625" (600mm)	15" (381mm)	1	J2HL-4815- 1	\$3213.35	\$3373.64	\$3486.65	\$3610.67	\$3614.44	\$3738.46	\$3763.65	\$3887.67	\$4050.59	\$4174.61
		J	J2HL-4815- J	3255.97	3416.26	N/A	N/A	N/A	N/A	N/A	N/A	N/A	N/A
		2,3	J2HL-4815-	3336.38	3496.67	\$3609.68	\$3733.70	\$3737.47	\$3861.49	\$3886.68	\$4010.70	\$4173.62	\$4297.64
		7,8,9	J2HL-4815-	3365.93	3526.22	3639.23	3763.25	3767.02	3891.04	3916.23	4040.25	4203.17	4327.19
		K	J2HL-4815- K	N/A	N/A	3726.05	3850.07	3853.84	3977.86	4003.05	4127.07	4289.99	4414.01
4H, 48.5" (1232mm) — Box/Box/File, Right-Hand Door													
23.625" (600mm)	15" (381mm)	1	J2HD-4815- 1	\$3291.21	\$3446.38	\$3520.81	\$3644.83	\$3651.32	\$3775.34	\$3770.04	\$3894.06	\$4045.55	\$4169.57
		J	J2HD-4815- J	3333.83	3489.00	N/A	N/A	N/A	N/A	N/A	N/A	N/A	N/A
		2,3	J2HD-4815-	3455.25	3610.42	\$3684.85	\$3808.87	\$3815.36	\$3939.38	\$3934.08	\$4058.10	\$4209.59	\$4333.61
		7,8,9	J2HD-4815-	3494.65	3649.82	3724.25	3848.27	3854.76	3978.78	3973.48	4097.50	4248.99	4373.01
		K	J2HD-4815- K	N/A	N/A	3858.60	3982.62	3989.11	4113.13	4107.83	4231.85	4383.34	4507.36
4H, 48.5" (1232mm) — Box/Box/File, Left-Hand Door													
23.625" (600mm)	15" (381mm)	1	J2HC-4815- 1	\$3291.21	\$3446.38	\$3520.81	\$3644.83	\$3651.32	\$3775.34	\$3770.04	\$3894.06	\$4045.55	\$4169.57
		J	J2HC-4815- J	3333.83	3489.00	N/A	N/A	N/A	N/A	N/A	N/A	N/A	N/A
		2,3	J2HC-4815-	3455.25	3610.42	\$3684.85	\$3808.87	\$3815.36	\$3939.38	\$3934.08	\$4058.10	\$4209.59	\$4333.61
		7,8,9	J2HC-4815-	3494.65	3649.82	3724.25	3848.27	3854.76	3978.78	3973.48	4097.50	4248.99	4373.01
		K	J2HC-4815- K	N/A	N/A	3858.60	3982.62	3989.11	4113.13	4107.83	4231.85	4383.34	4507.36
4H, 48.5" (1232mm) — File/File, Right-Hand Door													
23.625" (600mm)	15" (381mm)	1	J2HK-4815- 1	\$3192.81	\$3348.01	\$3406.01	\$3530.03	\$3527.34	\$3651.36	\$3638.85	\$3762.87	\$3914.36	\$4038.38
		J	J2HK-4815- J	3235.43	3390.63	N/A	N/A	N/A	N/A	N/A	N/A	N/A	N/A
		2,3	J2HK-4815-	3315.84	3471.04	\$3529.04	\$3653.06	\$3650.37	\$3774.39	\$3761.88	\$3885.90	\$4037.39	\$4161.41
		7,8,9	J2HK-4815-	3345.39	3500.59	3558.59	3682.61	3679.92	3803.94	3791.43	3915.45	4066.94	4190.96
		K	J2HK-4815- K	N/A	N/A	3645.41	3769.43	3766.74	3890.76	3878.25	4002.27	4153.76	4277.78
4H, 48.5" (1232mm) — File/File, Left-Hand Door													
23.625" (600mm)	15" (381mm)	1	J2HF-4815- 1	\$3192.81	\$3348.01	\$3406.01	\$3530.03	\$3527.34	\$3651.36	\$3638.85	\$3762.87	\$3914.36	\$4038.38
		J	J2HF-4815- J	3235.43	3390.63	N/A	N/A	N/A	N/A	N/A	N/A	N/A	N/A
		2,3	J2HF-4815-	3315.84	3471.04	\$3529.04	\$3653.06	\$3650.37	\$3774.39	\$3761.88	\$3885.90	\$4037.39	\$4161.41
		7,8,9	J2HF-4815-	3345.39	3500.59	3558.59	3682.61	3679.92	3803.94	3791.43	3915.45	4066.94	4190.96
		K	J2HF-4815- K	N/A	N/A	3645.41	3769.43	3766.74	3890.76	3878.25	4002.27	4153.76	4277.78
4H, 51.5" (1308mm) — Box/File, Right-Hand Door													
23.625" (600mm)	15" (381mm)	1	J2HP-5115- 1	\$3333.07	\$3496.51	\$3590.82	\$3714.84	\$3726.93	\$3850.95	\$3852.19	\$3976.21	\$4154.94	\$4278.96
		J	J2HP-5115- J	3375.69	3539.13	N/A	N/A	N/A	N/A	N/A	N/A	N/A	N/A
		2,3	J2HP-5115-	3456.10	3619.54	\$3713.85	\$3837.87	\$3849.96	\$3973.98	\$3975.22	\$4099.24	\$4277.97	\$4401.99
		7,8,9	J2HP-5115-	3485.65	3649.09	3743.40	3867.42	3879.51	4003.53	4004.77	4128.79	4307.52	4431.54
		K	J2HP-5115- K	N/A	N/A	3830.22	3954.24	3966.33	4090.35	4091.59	4215.61	4394.34	4518.36
4H, 51.5" (1308mm) — Box/File, Left-Hand Door													
23.625" (600mm)	15" (381mm)	1	J2HL-5115- 1	\$3333.07	\$3496.51	\$3590.82	\$3714.84	\$3726.93	\$3850.95	\$3852.19	\$3976.21	\$4154.94	\$4278.96
		J	J2HL-5115- J	3375.69	3539.13	N/A	N/A	N/A	N/A	N/A	N/A	N/A	N/A
		2,3	J2HL-5115-	3456.10	3619.54	\$3713.85	\$3837.87	\$3849.96	\$3973.98	\$3975.22	\$4099.24	\$4277.97	\$4401.99
		7,8,9	J2HL-5115-	3485.65	3649.09	3743.40	3867.42	3879.51	4003.53	4004.77	4128.79	4307.52	4431.54
		K	J2HL-5115- K	N/A	N/A	3830.22	3954.24	3966.33	4090.35	4091.59	4215.61	4394.34	4518.36

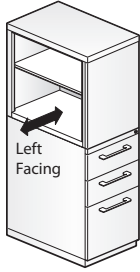
X Series 15" Wide Personal Storage Towers

4H Personal Storage Tower with Hinged Door Upper Storage

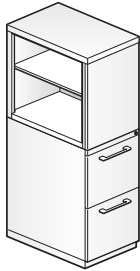
Actual Depth	Actual Width	Pull	Number ① ② ③	Painted		Laminate A		Laminate B		Wood Group A		Wood Group B	
				Trim A	Trim B	Trim A	Trim B	Trim A	Trim B	Trim A	Trim B		
4H, 51.5"(1308mm) — Box/Box/File, Right-Hand Door													
23.625" (600mm)	15" (381mm)	1	J2HD-5115- 1	\$3410.93	\$3574.28	\$3625.76	\$3749.78	\$3764.69	\$3888.71	\$3858.62	\$3982.64	\$4148.50	\$4272.52
		J	J2HD-5115- J	3453.55	3616.90	N/A	N/A	N/A	N/A	N/A	N/A	N/A	N/A
		2,3	J2HD-5115-	3574.97	3738.32	\$3789.80	\$3913.82	\$3928.73	\$4052.75	\$4022.66	\$4146.68	\$4312.54	\$4436.56
		7,8,9	J2HD-5115-	3614.37	3777.72	3829.20	3953.22	3968.13	4092.15	4062.06	4186.08	4351.94	4475.96
		K	J2HD-5115- K	N/A	N/A	3963.55	4087.57	4102.48	4226.50	4196.41	4320.43	4486.29	4610.31
4H, 51.5"(1308mm) — Box/Box/File, Left-Hand Door													
23.625" (600mm)	15" (381mm)	1	J2HC-5115- 1	\$3410.93	\$3574.28	\$3625.76	\$3749.78	\$3764.69	\$3888.71	\$3858.62	\$3982.64	\$4148.50	\$4272.52
		J	J2HC-5115- J	3453.55	3616.90	N/A	N/A	N/A	N/A	N/A	N/A	N/A	N/A
		2,3	J2HC-5115-	3574.97	3738.32	\$3789.80	\$3913.82	\$3928.73	\$4052.75	\$4022.66	\$4146.68	\$4312.54	\$4436.56
		7,8,9	J2HC-5115-	3614.37	3777.72	3829.20	3953.22	3968.13	4092.15	4062.06	4186.08	4351.94	4475.96
		K	J2HC-5115- K	N/A	N/A	3963.55	4087.57	4102.48	4226.50	4196.41	4320.43	4486.29	4610.31
4H, 51.5"(1308mm) — File/File, Right-Hand Door													
23.625" (600mm)	15" (381mm)	1	J2HK-5115- 1	\$3312.53	\$3475.91	\$3510.96	\$3634.98	\$3640.71	\$3764.73	\$3727.43	\$3851.45	\$4017.31	\$4141.33
		J	J2HK-5115- J	3355.15	3518.53	N/A	N/A	N/A	N/A	N/A	N/A	N/A	N/A
		2,3	J2HK-5115-	3435.56	3598.94	\$3633.99	\$3758.01	\$3763.74	\$3887.76	\$3850.46	\$3974.48	\$4140.34	\$4264.36
		7,8,9	J2HK-5115-	3465.11	3628.49	3663.54	3787.56	3793.29	3917.31	3880.01	4004.03	4169.89	4293.91
		K	J2HK-5115- K	N/A	N/A	3750.36	3874.38	3880.11	4004.13	3966.83	4090.85	4256.71	4380.73
4H, 51.5"(1308mm) — File/File, Left-Hand Door													
23.625" (600mm)	15" (381mm)	1	J2HF-5115- 1	\$3312.53	\$3475.91	\$3510.96	\$3634.98	\$3640.71	\$3764.73	\$3727.43	\$3851.45	\$4017.31	\$4141.33
		J	J2HF-5115- J	3355.15	3518.53	N/A	N/A	N/A	N/A	N/A	N/A	N/A	N/A
		2,3	J2HF-5115-	3435.56	3598.94	\$3633.99	\$3758.01	\$3763.74	\$3887.76	\$3850.46	\$3974.48	\$4140.34	\$4264.36
		7,8,9	J2HF-5115-	3465.11	3628.49	3663.54	3787.56	3793.29	3917.31	3880.01	4004.03	4169.89	4293.91
		K	J2HF-5115- K	N/A	N/A	3750.36	3874.38	3880.11	4004.13	3966.83	4090.85	4256.71	4380.73

X Series 15" Wide Personal Storage Towers

4H Personal Storage Tower with Bookcase Upper Storage



J2BC-4815 (Left)



J2BF-4815 (Left)

Features

- Includes:
 - Pedestal section with multiple box and file drawer configurations
 - Side facing bookcase with one shelf that adjusts 3”(76mm) increments
- Tower with box drawers includes a single pencil tray.
- Each box drawer includes one divider.
- Each file drawer includes one compressor.
- Drawer front options include painted, laminate, or wood.
- Laminate fronts can be specified with:
 - Painted steel or laminate lockbar
 - Painted steel, translucent, or laminate top
- Wood fronts can be specified with:
 - Painted steel or wood lockbar
 - Painted steel, translucent, or wood top
- Optional drawer pulls include Ellipse, Radius, Taper, Crescent, Linear, Classic, and J-Pull.
 - Ellipse pull available in non-Metallic trim colors only
 - Radius pull available in Metallic trim colors only
 - Taper and J-Pull pull trim color matches case trim color
 - Crescent, Linear and Classic pulls are brushed nickel finish
- Drawers have full extension steel ball-bearing slides.
- Drawer interiors and accessories are black finish color. Bookcase interior and shelf color match case color.
- Single lock secures all drawers.
- Lock plugs are available in black or chrome.
- For lock options, refer to Lock Program section of the Accessories Price List.
- Glides provide 1.5”(38mm) adjustment range.

Specification Tips

- Optional white translucent top adds 2.75”(70mm) to overall height of tower.
- Additional shelves can be specified separately.

To Order, Specify:

Painted Steel Drawer Fronts

- Product number, including:

1 Front/Lockbar Option:

- SS** Painted steel fronts/painted steel lockbar

2 Pull (see side bar)

3 Top Option:

- R** Regular top
- T** Translucent top, add **\$789.06** list

- Trim color for case and front.

- Trim color for pull (Ellipse and Radius only).
 - Ellipse (Non-Metallic trim colors only)
 - Radius (Metallic trim colors only; upcharge for Metallic trim on pull is included in price.)

- Trim color for lock plug.

To Order, Specify (cont'd):

Laminate Drawer Fronts

- Product number, including:

1 Front/Lockbar Option:

- LL** Laminate fronts/painted steel lockbar
- TT** Laminate fronts/laminate lockbar, add **\$63.93** list

2 Pull (see side bar)

3 Top Option:

- R** Regular top
- T** Translucent top, add **\$789.06** list
- L** Laminate top, add **\$191.85** list

- Trim color for case.

- Trim color for pull (Ellipse and Radius only).
 - Ellipse (Non-Metallic trim colors only)
 - Radius (Metallic trim colors only; upcharge for Metallic trim on pull is included in price.)

- Laminate color for drawer fronts (and top, if laminate top is specified).

- Edge trim color for drawer fronts (and top, if laminate top is specified).

- Trim color for lock plug.

Wood Drawer Fronts

- Product number, including:

1 Front/Lockbar Option:

- WW** Wood fronts/painted steel lockbar
- RR** Wood fronts/wood lockbar, add **\$123.01** list

2 Pull (see side bar)

3 Top Option:

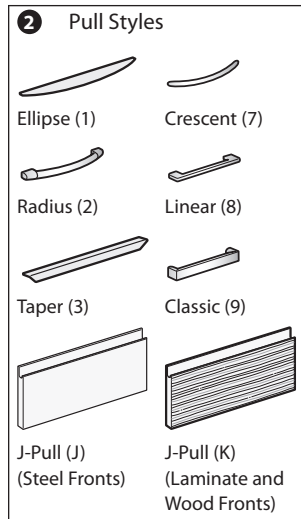
- R** Regular top
- T** Translucent top, add **\$789.06** list
- W** Wood top, add **\$368.97** list

- Trim color for case.

- Trim color for pull (Ellipse and Radius only).
 - Ellipse (Non-Metallic trim colors only)
 - Radius (Metallic trim colors only; upcharge for Metallic trim on pull is included in price.)

- Wood finish color for drawer fronts (and top, if wood top is specified).

- Trim color for lock plug.



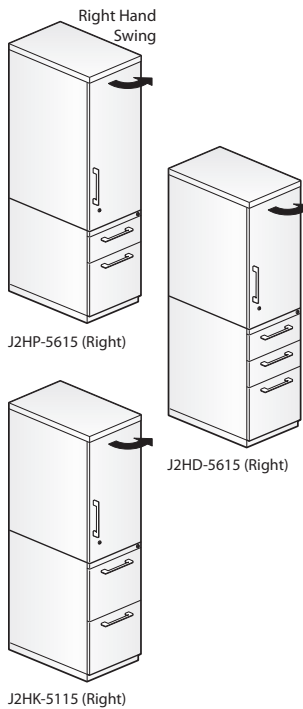
X Series 15" Wide Personal Storage Towers

4H Personal Storage Tower with Bookcase Upper Storage

Actual Depth	Actual Width	Pull	Number ① ② ③	Painted Trim		Laminate A Trim		Laminate B Trim		Wood Group A Trim		Wood Group B Trim	
				A	B	A	B	A	B	A	B	A	B
4H, 48.5" (1232mm) — Box/Box/File, Right-Facing Bookcase													
23.625" (600mm)	15" (381mm)	1	J2BD-4815-1	\$2933.73	\$3088.89	\$3119.03	\$3257.81	\$3174.52	\$3313.30	\$3319.08	\$3457.86	\$3417.48	\$3556.26
		J	J2BD-4815-J	2933.73	3088.89	N/A	N/A	N/A	N/A	N/A	N/A	N/A	N/A
		2,3	J2BD-4815-23	3056.76	3211.92	\$3242.06	\$3380.84	\$3297.55	\$3436.33	\$3442.11	\$3580.89	\$3540.51	\$3679.29
		7,8,9	J2BD-4815-789	3086.31	3241.47	3271.61	3410.39	3327.10	3465.88	3471.66	3610.44	3570.06	3708.84
		K	J2BD-4815-K	N/A	N/A	3414.20	3552.98	3469.69	3608.47	3614.25	3753.03	3712.65	3851.43
4H, 48.5" (1232mm) — Box/Box/File, Left-Facing Bookcase													
23.625" (600mm)	15" (381mm)	1	J2BC-4815-1	\$2933.73	\$3088.89	\$3119.03	\$3257.81	\$3174.52	\$3313.30	\$3319.08	\$3457.86	\$3417.48	\$3556.26
		J	J2BC-4815-J	2933.73	3088.89	N/A	N/A	N/A	N/A	N/A	N/A	N/A	N/A
		2,3	J2BC-4815-23	3056.76	3211.92	\$3242.06	\$3380.84	\$3297.55	\$3436.33	\$3442.11	\$3580.89	\$3540.51	\$3679.29
		7,8,9	J2BC-4815-789	3086.31	3241.47	3271.61	3410.39	3327.10	3465.88	3471.66	3610.44	3570.06	3708.84
		K	J2BC-4815-K	N/A	N/A	3414.20	3552.98	3469.69	3608.47	3614.25	3753.03	3712.65	3851.43
4H, 48.5" (1232mm) — File/File, Right-Facing Bookcase													
23.625" (600mm)	15" (381mm)	1	J2BK-4815-1	\$2835.33	\$2990.52	\$3004.23	\$3143.01	\$3050.54	\$3189.32	\$3187.89	\$3326.67	\$3286.29	\$3425.07
		J	J2BK-4815-J	2835.33	2990.52	N/A	N/A	N/A	N/A	N/A	N/A	N/A	N/A
		2,3	J2BK-4815-23	2917.35	3072.54	\$3086.25	\$3225.03	\$3132.56	\$3271.34	\$3269.91	\$3408.69	\$3368.31	\$3507.09
		7,8,9	J2BK-4815-789	2937.05	3092.24	3105.95	3244.73	3152.26	3291.04	3289.61	3428.39	3388.01	3526.79
		K	J2BK-4815-K	N/A	N/A	3201.01	3339.79	3247.32	3386.10	3384.67	3523.45	3483.07	3621.85
4H, 48.5" (1232mm) — File/File, Left-Facing Bookcase													
23.625" (600mm)	15" (381mm)	1	J2BF-4815-1	\$2835.33	\$2990.52	\$3004.23	\$3143.01	\$3050.54	\$3189.32	\$3187.89	\$3326.67	\$3286.29	\$3425.07
		J	J2BF-4815-J	2835.33	2990.52	N/A	N/A	N/A	N/A	N/A	N/A	N/A	N/A
		2,3	J2BF-4815-23	2917.35	3072.54	\$3086.25	\$3225.03	\$3132.56	\$3271.34	\$3269.91	\$3408.69	\$3368.31	\$3507.09
		7,8,9	J2BF-4815-789	2937.05	3092.24	3105.95	3244.73	3152.26	3291.04	3289.61	3428.39	3388.01	3526.79
		K	J2BF-4815-K	N/A	N/A	3201.01	3339.79	3247.32	3386.10	3384.67	3523.45	3483.07	3621.85
4H, 51.5" (1308mm) — Box/Box/File, Right-Facing Bookcase													
23.625" (600mm)	15" (381mm)	1	J2BD-5115-1	\$3030.49	\$3193.83	\$3215.79	\$3362.75	\$3271.28	\$3418.24	\$3415.84	\$3562.80	\$3514.24	\$3661.20
		J	J2BD-5115-J	3030.49	3193.83	N/A	N/A	N/A	N/A	N/A	N/A	N/A	N/A
		2,3	J2BD-5115-23	3153.52	3316.86	\$3338.82	\$3485.78	\$3394.31	\$3541.27	\$3538.87	\$3685.83	\$3637.27	\$3784.23
		7,8,9	J2BD-5115-789	3183.07	3346.41	3368.37	3515.33	3423.86	3570.82	3568.42	3715.38	3666.82	3813.78
		K	J2BD-5115-K	N/A	N/A	3510.96	3657.92	3566.45	3713.41	3711.01	3857.97	3809.41	3956.37
4H, 51.5" (1308mm) — Box/Box/File, Left-Facing Bookcase													
23.625" (600mm)	15" (381mm)	1	J2BC-5115-1	\$3030.49	\$3193.83	\$3215.79	\$3362.75	\$3271.28	\$3418.24	\$3415.84	\$3562.80	\$3514.24	\$3661.20
		J	J2BC-5115-J	3030.49	3193.83	N/A	N/A	N/A	N/A	N/A	N/A	N/A	N/A
		2,3	J2BC-5115-23	3153.52	3316.86	\$3338.82	\$3485.78	\$3394.31	\$3541.27	\$3538.87	\$3685.83	\$3637.27	\$3784.23
		7,8,9	J2BC-5115-789	3183.07	3346.41	3368.37	3515.33	3423.86	3570.82	3568.42	3715.38	3666.82	3813.78
		K	J2BC-5115-K	N/A	N/A	3510.96	3657.92	3566.45	3713.41	3711.01	3857.97	3809.41	3956.37
4H, 51.5" (1308mm) — File/File, Right-Facing Bookcase													
23.625" (600mm)	15" (381mm)	1	J2BK-5115-1	\$2932.09	\$3095.46	\$3100.99	\$3247.95	\$3147.30	\$3294.26	\$3284.65	\$3431.61	\$3383.05	\$3530.01
		J	J2BK-5115-J	2932.09	3095.46	N/A	N/A	N/A	N/A	N/A	N/A	N/A	N/A
		2,3	J2BK-5115-23	3014.11	3177.48	\$3183.01	\$3329.97	\$3229.32	\$3376.28	\$3366.67	\$3513.63	\$3465.07	\$3612.03
		7,8,9	J2BK-5115-789	3033.81	3197.18	3202.71	3349.67	3249.02	3395.98	3386.37	3533.33	3484.77	3631.73
		K	J2BK-5115-K	N/A	N/A	3297.77	3444.73	3344.08	3491.04	3481.43	3628.39	3579.83	3726.79
4H, 51.5" (1308mm) — File/File, Left-Facing Bookcase													
23.625" (600mm)	15" (381mm)	1	J2BF-5115-1	\$2932.09	\$3095.46	\$3100.99	\$3247.95	\$3147.30	\$3294.26	\$3284.65	\$3431.61	\$3383.05	\$3530.01
		J	J2BF-5115-J	2932.09	3095.46	N/A	N/A	N/A	N/A	N/A	N/A	N/A	N/A
		2,3	J2BF-5115-23	3014.11	3177.48	\$3183.01	\$3329.97	\$3229.32	\$3376.28	\$3366.67	\$3513.63	\$3465.07	\$3612.03
		7,8,9	J2BF-5115-789	3033.81	3197.18	3202.71	3349.67	3249.02	3395.98	3386.37	3533.33	3484.77	3631.73
		K	J2BF-5115-K	N/A	N/A	3297.77	3444.73	3344.08	3491.04	3481.43	3628.39	3579.83	3726.79

X Series 15" Wide Personal Storage Towers

5H Personal Storage Tower with Hinged Door Upper Storage



Features

- Includes:
 - Pedestal section with multiple box and file drawer configurations
 - Upper storage units will accommodate one or two removable shelves depending on height and pedestal configuration. Configurations with Box/Box/File or File/File includes one removable shelf. Storage with Box/File configuration includes two removable shelves.
- Tower with box drawer(s) includes a single pencil tray.
- Each box drawer includes one divider.
- Each file drawer includes one compressor.
- Drawer/door front options include painted, laminate, or wood.
- Laminate fronts can be specified with:
 - Painted steel or laminate lockbar
 - Painted steel, translucent, or laminate top
- Wood fronts can be specified with:
 - Painted steel or wood lockbar
 - Painted steel, translucent, or wood top
- Optional drawer/door pulls include Ellipse, Radius, Taper, Crescent, Linear, Classic, and J-Pull.
 - Ellipse pull available in non-Metallic trim colors only
 - Radius pull available in Metallic trim colors only
 - Taper and J-Pull pull trim color matches case trim color
 - Crescent, Linear and Classic pulls are brushed nickel finish
 - J-Pull available with touch latch doors only
- Standard door or touch latch door choice is determined by pull style code.
- Drawers have full extension steel ball-bearing slides.
- Interiors, shelf, and accessories are black finish color.
- Single lock secures all drawers. Storage unit locks separately.
- Locks in tower are randomly keyed.
- Lock plugs are available in black or chrome.
- For lock options, refer to Lock Program section of the Accessories Price List.
- Glides provide 1.5"(38mm) adjustment range.

Specification Tips

- Optional white translucent top adds 2.75"(70mm) to overall height of tower.
- Additional shelves can be specified separately.

To Order, Specify:

Painted Steel Drawer/Door Fronts

- Product number, including:

1 Front/Lockbar Option:

- SS** Painted steel fronts/painted steel lockbar

2 Pull (see side bar)

\$42.62 upcharge list for touch latch door(s).

3 Top Option:

- R** Regular top
 - T** Translucent top, add **\$789.06** list
- Trim color for case and front.
 - Trim color for pull (Ellipse and Radius only).
 - Ellipse (Non-Metallic trim colors only)
 - Radius (Metallic trim colors only; upcharge for Metallic trim on pull is included in price.)
 - Trim color for lock plug.

To Order, Specify (cont'd):

Laminate Drawer/Door Fronts

- Product number, including:

1 Front/Lockbar Option:

- LL** Laminate fronts/painted steel lockbar
- TT** Laminate fronts/laminate lockbar, add **\$63.93** list

2 Pull (see side bar)

\$42.62 upcharge list for touch latch door(s).

3 Top Option:

- R** Regular top
- T** Translucent top, add **\$789.06** list
- L** Laminate top, add **\$191.85** list

- Trim color for case.

- Trim color for pull (Ellipse and Radius only).

- Ellipse (Non-Metallic trim colors only)
- Radius (Metallic trim colors only; upcharge for Metallic trim on pull is included in price.)

- Laminate color for drawer/door fronts (and top, if laminate top is specified).

- Edge trim color for drawer/door fronts (and top, if laminate top is specified).

- Trim color for lock plug.

Wood Drawer/Door Fronts

- Product number, including:

1 Front/Lockbar Option:

- WW** Wood fronts/painted steel lockbar
- RR** Wood fronts/wood lockbar, add **\$123.01** list

2 Pull (see side bar)

\$42.62 upcharge list for touch latch door(s).

3 Top Option:

- R** Regular top
- T** Translucent top, add **\$789.06** list
- W** Wood top, add **\$368.97** list

- Trim color for case.

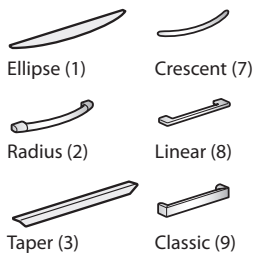
- Trim color for pull (Ellipse and Radius only).

- Ellipse (Non-Metallic trim colors only)
- Radius (Metallic trim colors only; upcharge for Metallic trim on pull is included in price.)

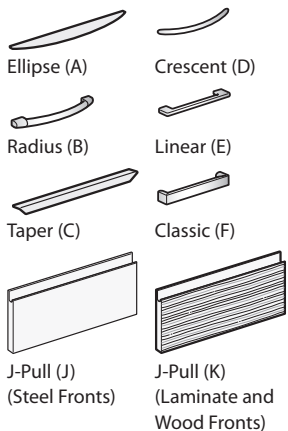
- Wood finish for drawer/door fronts (and top, if wood top is specified).

- Trim color for lock plug.

2 Standard Door Pull Styles



2 Touch Latch Door Pull Styles



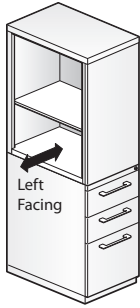
X Series 15" Wide Personal Storage Towers

5H Personal Storage Tower with Hinged Door Upper Storage

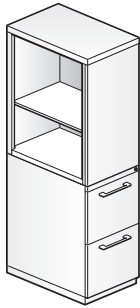
Actual Depth	Actual Width	Pull	Number ①②③	Painted Trim		Laminate A		Laminate B		Wood Group A		Wood Group B	
				Trim A	Trim B	Trim A	Trim B	Trim A	Trim B	Trim A	Trim B	Trim A	Trim B
5H, 56.5" (1435mm) — Box/File, Right-Hand Door													
23.625" (600mm)	15" (381mm)	1	J2HP-5615- 1	\$3528.99	\$3717.18	\$3729.05	\$3871.50	\$3876.23	\$4018.68	\$3932.52	\$4074.97	\$4249.55	\$4392.00
		J	J2HP-5615- J	3571.61	3759.80	N/A	N/A	N/A	N/A	N/A	N/A	N/A	N/A
		2,3	J2HP-5615-	3652.02	3840.21	\$3852.08	\$3994.53	\$3999.26	\$4141.71	\$4055.55	\$4198.00	\$4372.58	\$4515.03
		7,8,9	J2HP-5615-	3681.57	3869.76	3881.63	4024.08	4028.81	4171.26	4085.10	4227.55	4402.13	4544.58
		K	J2HP-5615- K	N/A	N/A	3968.45	4110.90	4115.63	4258.08	4171.92	4314.37	4488.95	4631.40
5H, 56.5" (1435mm) — Box/File, Left-Hand Door													
23.625" (600mm)	15" (381mm)	1	J2HL-5615- 1	\$3528.99	\$3717.18	\$3729.05	\$3871.50	\$3876.23	\$4018.68	\$3932.52	\$4074.97	\$4249.55	\$4392.00
		J	J2HL-5615- J	3571.61	3759.80	N/A	N/A	N/A	N/A	N/A	N/A	N/A	N/A
		2,3	J2HL-5615-	3652.02	3840.21	\$3852.08	\$3994.53	\$3999.26	\$4141.71	\$4055.55	\$4198.00	\$4372.58	\$4515.03
		7,8,9	J2HL-5615-	3681.57	3869.76	3881.63	4024.08	4028.81	4171.26	4085.10	4227.55	4402.13	4544.58
		K	J2HL-5615- K	N/A	N/A	3968.45	4110.90	4115.63	4258.08	4171.92	4314.37	4488.95	4631.40
5H, 56.5" (1435mm) — Box/Box/File, Right-Hand Door													
23.625" (600mm)	15" (381mm)	1	J2HD-5615- 1	\$3374.85	\$3553.35	\$3645.44	\$3787.89	\$3785.91	\$3928.36	\$3938.96	\$4081.41	\$4242.32	\$4384.77
		J	J2HD-5615- J	3417.47	3595.97	N/A	N/A	N/A	N/A	N/A	N/A	N/A	N/A
		2,3	J2HD-5615-	3538.89	3717.39	\$3809.48	\$3951.93	\$3949.95	\$4092.40	\$4103.00	\$4245.45	\$4406.36	\$4548.81
		7,8,9	J2HD-5615-	3578.29	3756.79	3848.88	3991.33	3989.35	4131.80	4142.40	4284.85	4445.76	4588.21
		K	J2HD-5615- K	N/A	N/A	3983.23	4125.68	4123.70	4266.15	4276.75	4419.20	4580.11	4722.56
5H, 56.5" (1435mm) — Box/Box/File, Left-Hand Door													
23.625" (600mm)	15" (381mm)	1	J2HC-5615- 1	\$3374.85	\$3553.35	\$3645.44	\$3787.89	\$3785.91	\$3928.36	\$3938.96	\$4081.41	\$4242.32	\$4384.77
		J	J2HC-5615- J	3417.47	3595.97	N/A	N/A	N/A	N/A	N/A	N/A	N/A	N/A
		2,3	J2HC-5615-	3538.89	3717.39	\$3809.48	\$3951.93	\$3949.95	\$4092.40	\$4103.00	\$4245.45	\$4406.36	\$4548.81
		7,8,9	J2HC-5615-	3578.29	3756.79	3848.88	3991.33	3989.35	4131.80	4142.40	4284.85	4445.76	4588.21
		K	J2HC-5615- K	N/A	N/A	3983.23	4125.68	4123.70	4266.15	4276.75	4419.20	4580.11	4722.56
5H, 56.5" (1435mm) — File/File, Right-Hand Door													
23.625" (600mm)	15" (381mm)	1	J2HK-5615- 1	\$3276.45	\$3454.98	\$3530.64	\$3673.09	\$3661.93	\$3804.38	\$3807.77	\$3950.22	\$4111.13	\$4253.58
		J	J2HK-5615- J	3319.07	3497.60	N/A	N/A	N/A	N/A	N/A	N/A	N/A	N/A
		2,3	J2HK-5615-	3399.48	3578.01	\$3653.67	\$3796.12	\$3784.96	\$3927.41	\$3930.80	\$4073.25	\$4234.16	\$4376.61
		7,8,9	J2HK-5615-	3429.03	3607.56	3683.22	3825.67	3814.51	3956.96	3960.35	4102.80	4263.71	4406.16
		K	J2HK-5615- K	N/A	N/A	3770.04	3912.49	3901.33	4043.78	4047.17	4189.62	4350.53	4492.98
5H, 56.5" (1435mm) — File/File, Left-Hand Door													
23.625" (600mm)	15" (381mm)	1	J2HF-5615- 1	\$3276.45	\$3454.98	\$3530.64	\$3673.09	\$3661.93	\$3804.38	\$3807.77	\$3950.22	\$4111.13	\$4253.58
		J	J2HF-5615- J	3319.07	3497.60	N/A	N/A	N/A	N/A	N/A	N/A	N/A	N/A
		2,3	J2HF-5615-	3399.48	3578.01	\$3653.67	\$3796.12	\$3784.96	\$3927.41	\$3930.80	\$4073.25	\$4234.16	\$4376.61
		7,8,9	J2HF-5615-	3429.03	3607.56	3683.22	3825.67	3814.51	3956.96	3960.35	4102.80	4263.71	4406.16
		K	J2HF-5615- K	N/A	N/A	3770.04	3912.49	3901.33	4043.78	4047.17	4189.62	4350.53	4492.98

X Series 15" Wide Personal Storage Towers

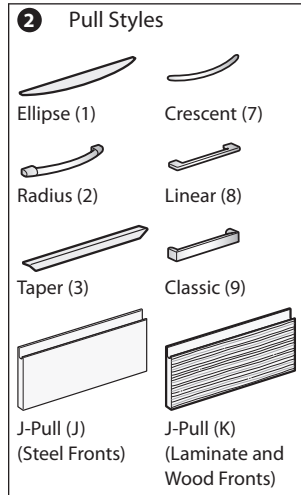
5H Personal Storage Tower with Bookcase Upper Storage



J2BC-5615 (Left)



J2BF-5615 (Left)



Features

- Includes:
 - Pedestal section with multiple box and file drawer configurations
 - Side facing bookcase includes one shelf adjustable in 3"(76mm) increments. Lowest shelf mounting position is: 5"(127mm) from the bottom of compartment. Highest shelf mounting position is located at 5.75"(146mm) from the top of compartment.
- Tower with box drawers includes a single pencil tray.
- Each box drawer includes one divider.
- Each file drawer includes one compressor.
- Drawer front options include painted, laminate, or wood.
- Laminate fronts can be specified with:
 - Painted steel or laminate lockbar
 - Painted steel, translucent, or laminate top
- Wood fronts can be specified with:
 - Painted steel or wood lockbar
 - Painted steel, translucent, or wood top
- Optional drawer pulls include Ellipse, Radius, Taper, Crescent, Linear, Classic, and J-Pull.
 - Ellipse pull available in non-Metallic trim colors only
 - Radius pull available in Metallic trim colors only
 - Taper and J-Pull pull trim color matches case trim color
 - Crescent, Linear and Classic pulls are brushed nickel finish
- Drawers have full extension steel ball-bearing slides.
- Drawer interiors and accessories are black finish color. Bookcase interior and shelf color match case color.
- Single lock secures all drawers.
- Lock plugs are available in black or chrome.
- For lock options, refer to Lock Program section of the Accessories Price List.
- Glides provide 1.5"(38mm) adjustment range.

Specification Tips

- Optional white translucent top adds 2.75"(70mm) to overall height of tower.
- Additional shelves can be specified separately.

To Order, Specify:

Painted Steel Drawer Fronts

- Product number, including:

1 Front/Lockbar Option:

SS Painted steel fronts/painted steel lockbar

2 Pull (see side bar)

3 Top Option:

R Regular top

T Translucent top, add **\$789.06** list

- Trim color for case and front.

- Trim color for pull (Ellipse and Radius only).
 - Ellipse (Non-Metallic trim colors only)
 - Radius (Metallic trim colors only; upcharge for Metallic trim on pull is included in price.)

- Trim color for lock plug.

To Order, Specify (cont'd):

Laminate Drawer Fronts

- Product number, including:

1 Front/Lockbar Option:

LL Laminate fronts/painted steel lockbar

TT Laminate fronts/laminate lockbar, add **\$63.93** list

2 Pull (see side bar)

3 Top Option:

R Regular top

T Translucent top, add **\$789.06** list

L Laminate top, add **\$191.85** list

- Trim color for case.

- Trim color for pull (Ellipse and Radius only).
 - Ellipse (Non-Metallic trim colors only)
 - Radius (Metallic trim colors only; upcharge for Metallic trim on pull is included in price.)

- Laminate color for drawer fronts (and top, if laminate top is specified).

- Edge trim color for drawer fronts (and top, if laminate top is specified).

- Trim color for lock plug.

Wood Drawer Fronts

- Product number, including:

1 Front/Lockbar Option:

WW Wood fronts/painted steel lockbar

RR Wood fronts/wood lockbar, add **\$123.01** list

2 Pull (see side bar)

3 Top Option:

R Regular top

T Translucent top, add **\$789.06** list

W Wood top, add **\$368.97** list

- Trim color for case.

- Trim color for pull (Ellipse and Radius only).
 - Ellipse (Non-Metallic trim colors only)
 - Radius (Metallic trim colors only; upcharge for Metallic trim on pull is included in price.)

- Wood finish color for drawer fronts (and top, if wood top is specified).

- Trim color for lock plug.

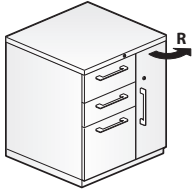
X Series 15" Wide Personal Storage Towers

5H Personal Storage Tower with Bookcase Upper Storage


Actual Depth	Actual Width	Pull	Number ① ② ③	Painted Trim		Laminate A Trim		Laminate B Trim		Wood Group A Trim		Wood Group B Trim	
				Trim A	Trim B	Trim A	Trim B	Trim A	Trim B	Trim A	Trim B	Trim A	Trim B
5H, 56.5" (1435mm) — Box/Box/File, Right-Facing Bookcase													
23.625" (600mm)	15" (381mm)	1	J2BD-5615- 1	\$3119.02	\$3297.53	\$3304.32	\$3466.45	\$3359.81	\$3521.94	\$3504.37	\$3666.50	\$3602.77	\$3764.90
		J	J2BD-5615- J	3119.02	3297.53	N/A	N/A	N/A	N/A	N/A	N/A	N/A	N/A
		2, 3	J2BD-5615-	3242.05	3420.56	\$3427.35	\$3589.48	\$3482.84	\$3644.97	\$3627.40	\$3789.53	\$3725.80	\$3887.93
		7, 8, 9	J2BD-5615-	3271.60	3450.11	3456.90	3619.03	3512.39	3674.52	3656.95	3819.08	3755.35	3917.48
		K	J2BD-5615- K	N/A	N/A	3599.49	3761.62	3654.98	3817.11	3799.54	3961.67	3897.94	4060.07
5H, 56.5" (1435mm) — Box/Box/File, Left-Facing Bookcase													
23.625" (600mm)	15" (381mm)	1	J2BC-5615- 1	\$3119.02	\$3297.53	\$3304.32	\$3466.45	\$3359.81	\$3521.94	\$3504.37	\$3666.50	\$3602.77	\$3764.90
		J	J2BC-5615- J	3119.02	3297.53	N/A	N/A	N/A	N/A	N/A	N/A	N/A	N/A
		2, 3	J2BC-5615-	3242.05	3420.56	\$3427.35	\$3589.48	\$3482.84	\$3644.97	\$3627.40	\$3789.53	\$3725.80	\$3887.93
		7, 8, 9	J2BC-5615-	3271.60	3450.11	3456.90	3619.03	3512.39	3674.52	3656.95	3819.08	3755.35	3917.48
		K	J2BC-5615- K	N/A	N/A	3599.49	3761.62	3654.98	3817.11	3799.54	3961.67	3897.94	4060.07
5H, 56.5" (1435mm) — File/File, Right-Facing Bookcase													
23.625" (600mm)	15" (381mm)	1	J2BK-5615- 1	\$3020.62	\$3199.16	\$3189.52	\$3351.65	\$3235.83	\$3397.96	\$3373.18	\$3535.31	\$3471.58	\$3633.71
		J	J2BK-5615- J	3020.62	3199.16	N/A	N/A	N/A	N/A	N/A	N/A	N/A	N/A
		2, 3	J2BK-5615-	3102.64	3281.18	\$3271.54	\$3433.67	\$3317.85	\$3479.98	\$3455.20	\$3617.33	\$3553.60	\$3715.73
		7, 8, 9	J2BK-5615-	3122.34	3300.88	3291.24	3453.37	3337.55	3499.68	3474.90	3637.03	3573.30	3735.43
		K	J2BK-5615- K	N/A	N/A	3386.30	3548.43	3432.61	3594.74	3569.96	3732.09	3668.36	3830.49
5H, 56.5" (1435mm) — File/File, Left-Facing Bookcase													
23.625" (600mm)	15" (381mm)	1	J2BF-5615- 1	\$3020.62	\$3199.16	\$3189.52	\$3351.65	\$3235.83	\$3397.96	\$3373.18	\$3535.31	\$3471.58	\$3633.71
		J	J2BF-5615- J	3020.62	3199.16	N/A	N/A	N/A	N/A	N/A	N/A	N/A	N/A
		2, 3	J2BF-5615-	3102.64	3281.18	\$3271.54	\$3433.67	\$3317.85	\$3479.98	\$3455.20	\$3617.33	\$3553.60	\$3715.73
		7, 8, 9	J2BF-5615-	3122.34	3300.88	3291.24	3453.37	3337.55	3499.68	3474.90	3637.03	3573.30	3735.43
		K	J2BF-5615- K	N/A	N/A	3386.30	3548.43	3432.61	3594.74	3569.96	3732.09	3668.36	3830.49

X Series 24" Wide Personal Storage Towers

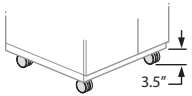
2H Personal Storage Tower



J2NB-2724 (Right)



J2NG-2724 (Right)



Caster Option

Features

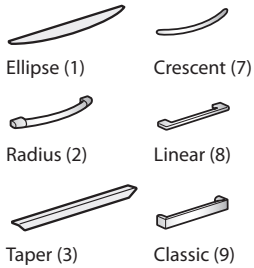
- Includes:
 - Pedestal section with multiple box and file drawer configurations
 - Valet
- Tower with box drawers includes a single pencil tray.
- Each box drawer includes one divider.
- Each file drawer includes one compressor.
- Drawer/door front options include painted, laminate, or wood.
- Laminate fronts can be specified with painted steel or laminate lockbar.
- Wood fronts can be specified with painted steel or wood lockbar.
- Optional drawer/door pulls include Ellipse, Radius, Taper, Crescent, Linear, Classic, and J-Pull.
 - Ellipse pull available in non-Metallic trim colors only
 - Radius pull available in Metallic trim colors only
 - Taper and J-Pull pull trim color matches case trim color
 - Crescent, Linear and Classic pulls are brushed nickel finish
 - J-Pull available with touch latch doors only
- Standard door or touch latch door choice is determined by pull style code.
- Drawers have full extension steel ball-bearing slides.
- Interiors and accessories are black finish color.
- Single lock secures all drawers. Valet locks separately.
- Locks in tower are randomly keyed.
- Lock plugs are available in black or chrome.
- For lock options, refer to Lock Program section of the Accessories Price List.
- Glides provide 1.5"(38mm) adjustment range.
- Tower can be specified with optional casters; adds 3.5"(89mm) to overall height of tower.

Caster Option

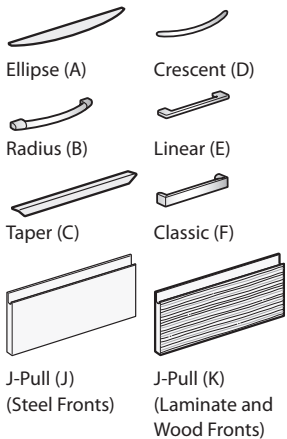
To specify tower with casters, add **C** to the end of the product number. Add **\$336.18** list.

Example: J2NB-2724-SS1RC

2 Standard Door Pull Styles



2 Touch Latch Door Pull Styles



To Order, Specify:

Painted Steel Drawer/Door Fronts

1) Product number, including:

1 Front/Lockbar Option:

SS Painted steel fronts/painted steel lockbar

2 Pull (see side bar)

\$42.62 upcharge list for touch latch door(s).

2) Trim color for case and front.

3) Trim color for pull (Ellipse and Radius only).

–Ellipse (Non-Metallic trim colors only)

–Radius (Metallic trim colors only; upcharge for Metallic trim on pull is included in price.)

4) Trim color for lock plug.

Laminate Drawer/Door Fronts

1) Product number, including:

1 Front/Lockbar Option:

LL Laminate fronts/painted steel lockbar

TT Laminate fronts/laminate lockbar, add **\$63.93** list

2 Pull (see side bar)

\$42.62 upcharge list for touch latch door(s).

2) Trim color for case.

3) Trim color for pull (Ellipse and Radius only).

–Ellipse (Non-Metallic trim colors only)

–Radius (Metallic trim colors only; upcharge for Metallic trim on pull is included in price.)

4) Laminate color for drawer/door fronts.

5) Edge trim color for drawer/door fronts.

6) Trim color for lock plug.

Wood Drawer/Door Fronts

1) Product number, including:

1 Front/Lockbar Option:

WW Wood fronts/painted steel lockbar

RR Wood fronts/wood lockbar, add **\$123.01** list

2 Pull (see side bar)

\$42.62 upcharge list for touch latch door(s).

2) Trim color for case.

3) Trim color for pull (Ellipse and Radius only).

–Ellipse (Non-Metallic trim colors only)

–Radius (Metallic trim colors only; upcharge for Metallic trim on pull is included in price.)

4) Wood finish color for drawer/door fronts.

5) Trim color for lock plug.

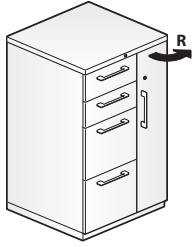
X Series 24" Wide Personal Storage Towers

2H Personal Storage Tower

Actual Depth	Actual Width	Pull	Number ① ②	Painted Trim A	Trim B	Laminate A Trim A	Trim B	Laminate B Trim A	Trim B	Wood Group A Trim A	Trim B	Wood Group B Trim A	Trim B
2H, 27.5"(699mm) — Box/Box/File, Valet Right													
23.625" (600mm)	24" (610mm)	1	J2NB-2724-■ 1R	\$2561.47	\$2709.05	\$2864.85	\$2986.21	\$2942.91	\$3064.27	\$3191.16	\$3312.52	\$3291.21	\$3412.57
		J	J2NB-2724-■ JR	2604.09	2751.67	N/A	N/A	N/A	N/A	N/A	N/A	N/A	N/A
		2, 3	J2NB-2724-■ ■ R	2725.51	2873.09	\$3028.89	\$3150.25	\$3106.95	\$3228.31	\$3355.20	\$3476.56	\$3455.25	\$3576.61
		7, 8, 9	J2NB-2724-■ ■ R	2764.91	2912.49	3068.29	3189.65	3146.35	3267.71	3394.60	3515.96	3494.65	3616.01
		K	J2NB-2724-■ KR	N/A	N/A	3202.64	3324.00	3280.70	3402.06	3528.95	3650.31	3629.00	3750.36
2H, 27.5"(699mm) — Box/Box/File, Valet Left													
23.625" (600mm)	24" (610mm)	1	J2NE-2724-■ 1R	\$2561.47	\$2709.05	\$2864.85	\$2986.21	\$2942.91	\$3064.27	\$3191.16	\$3312.52	\$3291.21	\$3412.57
		J	J2NE-2724-■ JR	2604.09	2751.67	N/A	N/A	N/A	N/A	N/A	N/A	N/A	N/A
		2, 3	J2NE-2724-■ ■ R	2725.51	2873.09	\$3028.89	\$3150.25	\$3106.95	\$3228.31	\$3355.20	\$3476.56	\$3455.25	\$3576.61
		7, 8, 9	J2NE-2724-■ ■ R	2764.91	2912.49	3068.29	3189.65	3146.35	3267.71	3394.60	3515.96	3494.65	3616.01
		K	J2NE-2724-■ KR	N/A	N/A	3202.64	3324.00	3280.70	3402.06	3528.95	3650.31	3629.00	3750.36
2H, 27.5"(699mm) — File/File, Valet Right													
23.625" (600mm)	24" (610mm)	1	J2NG-2724-■ 1R	\$2463.07	\$2610.68	\$2750.05	\$2871.41	\$2818.93	\$2940.29	\$3059.97	\$3181.33	\$3160.02	\$3281.38
		J	J2NG-2724-■ JR	2505.69	2653.30	N/A	N/A	N/A	N/A	N/A	N/A	N/A	N/A
		2, 3	J2NG-2724-■ ■ R	2586.10	2733.71	\$2873.08	\$2994.44	\$2941.96	\$3063.32	\$3183.00	\$3304.36	\$3283.05	\$3404.41
		7, 8, 9	J2NG-2724-■ ■ R	2615.65	2763.26	2902.63	3023.99	2971.51	3092.87	3212.55	3333.91	3312.60	3433.96
		K	J2NG-2724-■ KR	N/A	N/A	2989.45	3110.81	3058.33	3179.69	3299.37	3420.73	3399.42	3520.78
2H, 27.5"(699mm) — File/File, Valet Left													
23.625" (600mm)	24" (610mm)	1	J2NJ-2724-■ 1R	\$2463.07	\$2610.68	\$2750.05	\$2871.41	\$2818.93	\$2940.29	\$3059.97	\$3181.33	\$3160.02	\$3281.38
		J	J2NJ-2724-■ JR	2505.69	2653.30	N/A	N/A	N/A	N/A	N/A	N/A	N/A	N/A
		2, 3	J2NJ-2724-■ ■ R	2586.10	2733.71	\$2873.08	\$2994.44	\$2941.96	\$3063.32	\$3183.00	\$3304.36	\$3283.05	\$3404.41
		7, 8, 9	J2NJ-2724-■ ■ R	2615.65	2763.26	2902.63	3023.99	2971.51	3092.87	3212.55	3333.91	3312.60	3433.96
		K	J2NJ-2724-■ KR	N/A	N/A	2989.45	3110.81	3058.33	3179.69	3299.37	3420.73	3399.42	3520.78

X Series 24" Wide Personal Storage Towers

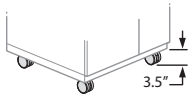
3H Personal Storage Tower



J2NN-3924 (Right)



J2NM-3924 (Right)



Caster Option

Features

- Includes:
 - Pedestal section with multiple box and file drawer configurations
 - Valet with coat hook
- Tower with box drawers includes a single pencil tray.
- Each box drawer includes one divider.
- Each file drawer includes one compressor.
- Drawer/door front options include painted, laminate, or wood.
- Laminate fronts can be specified with painted steel or laminate lockbar.
- Wood fronts can be specified with painted steel or wood lockbar.
- Optional drawer/door pulls include Ellipse, Radius, Taper, Crescent, Linear, Classic, and J-Pull.
 - Ellipse pull available in non-Metallic trim colors only
 - Radius pull available in Metallic trim colors only
 - Taper and J-Pull pull trim color matches case trim color
 - Crescent, Linear and Classic pulls are brushed nickel finish
 - J-Pull available with touch latch doors only
- Standard door or touch latch door choice is determined by pull style code.
- Drawers have full extension steel ball-bearing slides.
- Interiors and accessories are black finish color.
- Single lock secures all drawers. Valet locks separately.
- Locks in tower are randomly keyed.
- Lock plugs are available in black or chrome.
- For lock options, refer to Lock Program section of the Accessories Price List.
- Glides provide 1.5"(38mm) adjustment range.
- Tower can be specified with optional casters; adds 3.5"(89mm) to overall height of tower.

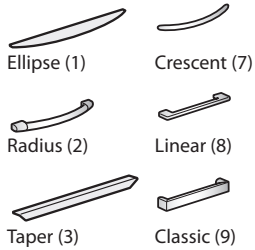
Caster Option

To specify tower with casters, add **C** to the end of the product number. Add **\$336.18** list.

Example: J2NN-3924-SS1RC

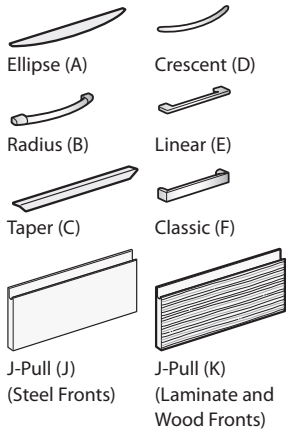
2 Standard Door

Pull Styles



2 Touch Latch Door

Pull Styles



To Order, Specify:

Painted Steel Drawer/Door Fronts

1) Product number, including:

1 Front/Lockbar Option:

SS Painted steel fronts/painted steel lockbar

2 Pull (see side bar)

\$42.62 upcharge list for touch latch door(s).

2) Trim color for case and front.

3) Trim color for pull (Ellipse and Radius only).

–Ellipse (Non-Metallic trim colors only)

–Radius (Metallic trim colors only; upcharge for Metallic trim on pull is included in price.)

4) Trim color for lock plug.

Laminate Drawer/Door Fronts

1) Product number, including:

1 Front/Lockbar Option:

LL Laminate fronts/painted steel lockbar

TT Laminate fronts/laminate lockbar, add **\$63.93** list

2 Pull (see side bar)

\$42.62 upcharge list for touch latch door(s).

2) Trim color for case.

3) Trim color for pull (Ellipse and Radius only).

–Ellipse (Non-Metallic trim colors only)

–Radius (Metallic trim colors only; upcharge for Metallic trim on pull is included in price.)

4) Laminate color for drawer/door fronts.

5) Edge trim color for drawer/door fronts.

6) Trim color for lock plug.

Wood Drawer/Door Fronts

1) Product number, including:

1 Front/Lockbar Option:

WW Wood fronts/painted steel lockbar

RR Wood fronts/wood lockbar, add **\$123.01** list

2 Pull (see side bar)

\$42.62 upcharge list for touch latch door(s).

2) Trim color for case.

3) Trim color for pull (Ellipse and Radius only).

–Ellipse (Non-Metallic trim colors only)

–Radius (Metallic trim colors only; upcharge for Metallic trim on pull is included in price.)

4) Wood finish color for drawer/door fronts.

5) Trim color for lock plug.

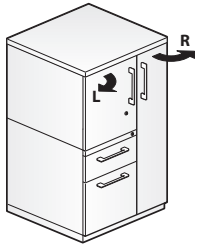
X Series 24" Wide Personal Storage Towers

3H Personal Storage Tower

Actual Depth	Actual Width	Pull	Number ① ②	Painted Trim A	Trim B	Laminate A Trim A	Trim B	Laminate B Trim A	Trim B	Wood Group A Trim A	Trim B	Wood Group B Trim A	Trim B
3H, 39.5"(1003mm) — Box/Box/File/File, Valet Right													
23.625" (600mm)	24" (610mm)	1	J2NN-3924- 1R	\$3233.82	\$3437.18	\$3637.21	\$3809.41	\$3777.04	\$3949.24	\$4071.77	\$4243.97	\$4201.30	\$4373.50
		J	J2NN-3924- JR	3276.44	3479.80	N/A	N/A	N/A	N/A	N/A	N/A	N/A	N/A
		2, 3	J2NN-3924- R	3356.85	3560.21	\$3760.24	\$3932.44	\$3900.07	\$4072.27	\$4194.80	\$4367.00	\$4324.33	\$4496.53
		7, 8, 9	J2NN-3924- R	3386.40	3589.76	3789.79	3961.99	3929.62	4101.82	4224.35	4396.55	4353.88	4526.08
		K	J2NN-3924- KR	N/A	N/A	4073.39	4245.59	4213.22	4385.42	4507.95	4680.15	4637.48	4809.68
3H, 39.5"(1003mm) — Box/Box/File/File, Valet Left													
23.625" (600mm)	24" (610mm)	1	J2NH-3924- 1R	\$3233.82	\$3437.18	\$3637.21	\$3809.41	\$3777.04	\$3949.24	\$4071.77	\$4243.97	\$4201.30	\$4373.50
		J	J2NH-3924- JR	3276.44	3479.80	N/A	N/A	N/A	N/A	N/A	N/A	N/A	N/A
		2, 3	J2NH-3924- R	3356.85	3560.21	\$3760.24	\$3932.44	\$3900.07	\$4072.27	\$4194.80	\$4367.00	\$4324.33	\$4496.53
		7, 8, 9	J2NH-3924- R	3386.40	3589.76	3789.79	3961.99	3929.62	4101.82	4224.35	4396.55	4353.88	4526.08
		K	J2NH-3924- KR	N/A	N/A	4073.39	4245.59	4213.22	4385.42	4507.95	4680.15	4637.48	4809.68
3H, 39.5"(1003mm) — File/File/File, Valet Right													
23.625" (600mm)	24" (610mm)	1	J2NM-3924- 1R	\$3135.41	\$3338.76	\$3525.70	\$3697.90	\$3656.60	\$3828.80	\$3948.78	\$4120.98	\$4070.10	\$4242.30
		J	J2NM-3924- JR	3178.03	3381.38	N/A	N/A	N/A	N/A	N/A	N/A	N/A	N/A
		2, 3	J2NM-3924- R	3299.45	3502.80	\$3689.74	\$3861.94	\$3820.64	\$3992.84	\$4112.82	\$4285.02	\$4234.14	\$4406.34
		7, 8, 9	J2NM-3924- R	3338.85	3542.20	3729.14	3901.34	3860.04	4032.24	4152.22	4324.42	4273.54	4445.74
		K	J2NM-3924- KR	N/A	N/A	3863.49	4035.69	3994.39	4166.59	4286.57	4458.77	4407.89	4580.09
3H, 39.5"(1003mm) — File/File/File, Valet Left													
23.625" (600mm)	24" (610mm)	1	J2NA-3924- 1R	\$3135.41	\$3338.76	\$3525.70	\$3697.90	\$3656.60	\$3828.80	\$3948.78	\$4120.98	\$4070.10	\$4242.30
		J	J2NA-3924- JR	3178.03	3381.38	N/A	N/A	N/A	N/A	N/A	N/A	N/A	N/A
		2, 3	J2NA-3924- R	3299.45	3502.80	\$3689.74	\$3861.94	\$3820.64	\$3992.84	\$4112.82	\$4285.02	\$4234.14	\$4406.34
		7, 8, 9	J2NA-3924- R	3338.85	3542.20	3729.14	3901.34	3860.04	4032.24	4152.22	4324.42	4273.54	4445.74
		K	J2NA-3924- KR	N/A	N/A	3863.49	4035.69	3994.39	4166.59	4286.57	4458.77	4407.89	4580.09

X Series 24" Wide Personal Storage Towers

3H Personal Storage Tower with Hinged Door Upper Storage



J2HQ-4024 (Right)

Features

- Includes:
 - Pedestal section with box/file drawers
 - Valet with coat rod
- Box drawer includes one divider and one pencil tray.
- File drawer includes one compressor.
- Drawer/door front options include painted, laminate, or wood.
- Laminate fronts can be specified with:
 - Painted steel or laminate lockbar
 - Painted steel, translucent, or laminate top
- Wood fronts can be specified with:
 - Painted steel or wood lockbar
 - Painted steel, translucent, or wood top
- Optional drawer/door pulls include Ellipse, Radius, Taper, Crescent, Linear, Classic, and J-Pull.
 - Ellipse pull available in non-Metallic trim colors only
 - Radius pull available in Metallic trim colors only
 - Taper and J-Pull pull trim color matches case trim color
 - Crescent, Linear and Classic pulls are brushed nickel finish
 - J-Pull available with touch latch doors only
- Standard door or touch latch door choice is determined by pull style code.
- Drawers have full extension steel ball-bearing slides.
- Interiors and accessories are black finish color.
- Single lock secures all drawers. Separate lock secures storage unit and valet.
- Locks in tower are randomly keyed.
- Lock plugs are available in black or chrome.
- For lock options, refer to Lock Program section of the Accessories Price List.
- Glides provide 1.5"(38mm) adjustment range.

Specification Tip

- Optional white translucent top adds 2.75"(70mm) to overall height of unit.

To Order, Specify:

Painted Steel Drawer/Door Fronts

- Product number, including:

1 Front/Lockbar Option:

SS Painted steel fronts/painted steel lockbar

2 Pull (see side bar)

\$42.62 upcharge list for touch latch door(s).

3 Top Option:

R Regular top

T Translucent top, add **\$789.06** list

- Trim color for case and front.

- Trim color for pull (Ellipse and Radius only).
 - Ellipse (Non-Metallic trim colors only)
 - Radius (Metallic trim colors only; upcharge for Metallic trim on pull is included in price.)

- Trim color for lock plug.

To Order, Specify (cont'd):

Laminate Drawer/Door Fronts

- Product number; including:

1 Front/Lockbar Option:

LL Laminate fronts/painted steel lockbar

TT Laminate fronts/laminate lockbar, add **\$63.93** list

2 Pull (see side bar)

\$42.62 upcharge list for touch latch door(s).

3 Top Option:

R Regular top

T Translucent top, add **\$789.06** list

L Laminate top, add **\$191.85** list

- Trim color for case.

- Trim color for pull (Ellipse and Radius only).
 - Ellipse (Non-Metallic trim colors only)
 - Radius (Metallic trim colors only; upcharge for Metallic trim on pull is included in price.)
- Laminate color for drawer/door fronts (and top, if laminate top is specified).
- Edge trim color for drawer/door fronts (and top, if laminate top is specified).
- Trim color for lock plug.

Wood Drawer/Door Fronts

- Product number, including:

1 Front/Lockbar Option:

WW Wood fronts/painted steel lockbar

RR Wood fronts/wood lockbar, add **\$123.01** list

2 Pull (see side bar)

\$42.62 upcharge list for touch latch door(s).

3 Top Option:

R Regular top

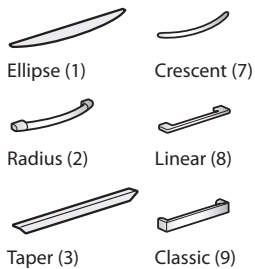
T Translucent top, add **\$789.06** list

W Wood top, add **\$368.97** list

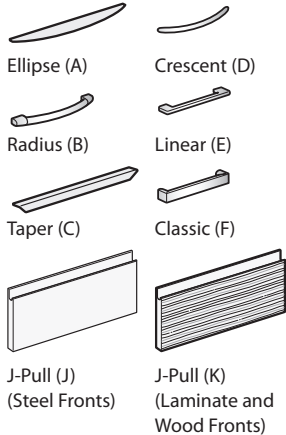
- Trim color for case.

- Trim color for pull (Ellipse and Radius only).
 - Ellipse (Non-Metallic trim colors only)
 - Radius (Metallic trim colors only; upcharge for Metallic trim on pull is included in price.)
- Wood finish for drawer/door fronts (and top, if wood top is specified).
- Trim color for lock plug.

2 Standard Door Pull Styles



2 Touch Latch Door Pull Styles



X Series 24" Wide Personal Storage Towers

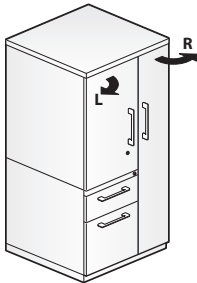
3H Personal Storage Tower with Hinged Door Upper Storage

Actual Depth	Actual Width	Pull	Number ① ② ③	Painted		Laminate A		Laminate B		Wood Group A		Wood Group B	
				Trim A	Trim B	Trim A	Trim B	Trim A	Trim B	Trim A	Trim B	Trim A	Trim B
3H, 40.5"(1029mm) — Box/File, Valet Right													
23.625" (600mm)	24" (610mm)	1	J2HQ-4024- 1	\$3168.36	\$3388.82	\$3506.57	\$3678.77	\$3635.97	\$3808.17	\$3856.72	\$4028.92	\$4160.12	\$4332.32
		J	J2HQ-4024- J	3210.98	3431.44	N/A	N/A	N/A	N/A	N/A	N/A	N/A	N/A
		2, 3	J2HQ-4024-	3332.40	3552.86	\$3670.61	\$3842.81	\$3800.01	\$3972.21	\$4020.76	\$4192.96	\$4324.16	\$4496.36
		7, 8, 9	J2HQ-4024-	3371.80	3592.26	3710.01	3882.21	3839.41	4011.61	4060.16	4232.36	4363.56	4535.76
		K	J2HQ-4024- K	N/A	N/A	3745.97	3918.17	3875.37	4047.57	4096.12	4268.32	4399.52	4571.72
3H, 40.5"(1029mm) — Box/File, Valet Left													
23.625" (600mm)	24" (610mm)	1	J2HR-4024- 1	\$3168.36	\$3388.82	\$3506.57	\$3678.77	\$3635.97	\$3808.17	\$3856.72	\$4028.92	\$4160.12	\$4332.32
		J	J2HR-4024- J	3210.98	3431.44	N/A	N/A	N/A	N/A	N/A	N/A	N/A	N/A
		2, 3	J2HR-4024-	3332.40	3552.86	\$3670.61	\$3842.81	\$3800.01	\$3972.21	\$4020.76	\$4192.96	\$4324.16	\$4496.36
		7, 8, 9	J2HR-4024-	3371.80	3592.26	3710.01	3882.21	3839.41	4011.61	4060.16	4232.36	4363.56	4535.76
		K	J2HR-4024- K	N/A	N/A	3745.97	3918.17	3875.37	4047.57	4096.12	4268.32	4399.52	4571.72

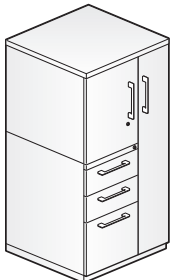
This page intentionally blank

X Series 24" Wide Personal Storage Towers

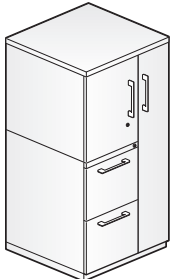
4H Personal Storage Tower with Hinged Door Upper Storage



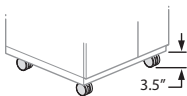
J2HQ-4824 (Right)



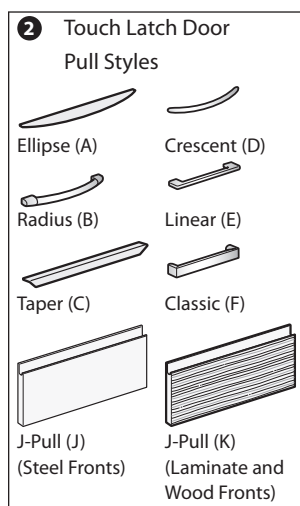
J2HB-4824 (Right)



J2HG-4824 (Right)



Caster Option



Features

- Includes:
 - Pedestal section with multiple box and file drawer configurations
 - Valet with coat rod
 - Upper storage unit includes one removable shelf
- Tower with box drawer(s) includes a single pencil tray.
- Each box drawer includes one divider.
- Each file drawer includes one compressor.
- Drawer/door front options include painted, laminate, or wood.
- Laminate fronts can be specified with:
 - Painted steel or laminate lockbar
 - Painted steel, translucent, or laminate top
- Wood fronts can be specified with:
 - Painted steel or wood lockbar
 - Painted steel, translucent, or wood top
- Optional drawer/door pulls include Ellipse, Radius, Taper, Crescent, Linear, Classic, and J-Pull.
 - Ellipse pull available in non-Metallic trim colors only
 - Radius pull available in Metallic trim colors only
 - Taper and J-Pull pull trim color matches case trim color
 - Crescent, Linear and Classic pulls are brushed nickel finish
 - J-Pull available with touch latch doors only
- Standard door or touch latch door choice is determined by pull style code.
- Drawers have full extension steel ball-bearing slides.
- Interiors and accessories are black finish color.
- Single lock secures all drawers. Separate lock secures storage unit and valet.
- Locks in tower are randomly keyed.
- Lock plugs are available in black or chrome.
- For lock options, refer to Lock Program section of the Accessories Price List.
- Glides provide 1.5" (38mm) adjustment range.
- Optional casters add 3.5" (89mm) to overall height.

Specification Tips

- Optional white translucent top adds 2.75" (70mm) to overall height of tower.
- Additional shelves can be specified separately.

Caster Option

To specify tower with casters, add **C** to the end of the product number. Add **\$336.18** list (Casters not available on tower with Box/File configuration).

Example: J2HB-4824-SS1RC

To Order, Specify:

Painted Steel Drawer/Door Fronts

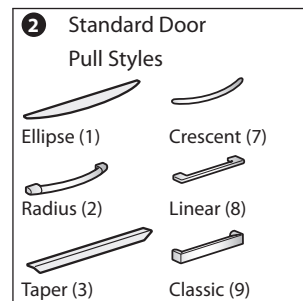
- Product number, including:

1 Front/Lockbar Option:

SS Painted steel fronts/painted steel lockbar

2 Pull (see side bar)

\$42.62 upcharge list for touch latch door(s).



To Order, Specify (cont'd):

3 Top Option:

R Regular top

T Translucent top, add **\$789.06** list

- Trim color for case and front.

- Trim color for pull (Ellipse and Radius only).
 - Ellipse (Non-Metallic trim colors only)
 - Radius (Metallic trim colors only; upcharge for Metallic trim on pull is included in price.)

- Trim color for lock plug.

Laminate Drawer/Door Fronts

- Product number, including:

1 Front/Lockbar Option:

LL Laminate fronts/painted steel lockbar

TT Laminate fronts/laminate lockbar, add **\$63.93** list

2 Pull (see side bar)

\$42.62 upcharge list for touch latch door(s).

3 Top Option:

R Regular top

T Translucent top, add **\$789.06** list

L Laminate top, add **\$191.85** list

- Trim color for case.

- Trim color for pull (Ellipse and Radius only).
 - Ellipse (Non-Metallic trim colors only)
 - Radius (Metallic trim colors only; upcharge for Metallic trim on pull is included in price.)

- Laminate color for drawer/door fronts (and top, if laminate top is specified).

- Edge trim color for drawer/door fronts (and top, if laminate top is specified).

- Trim color for lock plug.

Wood Drawer/Door Fronts

- Product number, including:

1 Front/Lockbar Option:

WW Wood fronts/painted steel lockbar

RR Wood fronts/wood lockbar, add **\$123.01** list

2 Pull (see side bar)

\$42.62 upcharge list for touch latch door(s).

3 Top Option:

R Regular top

T Translucent top, add **\$789.06** list

W Wood top, add **\$368.97** list

- Trim color for case.

- Trim color for pull (Ellipse and Radius only).
 - Ellipse (Non-Metallic trim colors only)
 - Radius (Metallic trim colors only; upcharge for Metallic trim on pull is included in price.)

- Wood finish for drawer/door fronts (and top, if wood top is specified).

- Trim color for lock plug.

X Series 24" Wide Personal Storage Towers

4H Personal Storage Tower with Hinged Door Upper Storage

Actual Depth	Actual Width	Pull	Number ① ② ③	Painted Trim A	Trim B	Laminate A Trim A	Trim B	Laminate B Trim A	Trim B	Wood Group A Trim A	Trim B	Wood Group B Trim A	Trim B
4H, 48.5" (1232mm) — Box/File, Valet Right													
23.625" (600mm)	24" (610mm)	1	J2HQ-4824-1	\$3549.53	\$3798.98	\$3886.79	\$4085.24	\$4046.58	\$4245.03	\$4232.63	\$4431.08	\$4603.23	\$4801.68
		J	J2HQ-4824-J	3592.15	3841.60	N/A	N/A	N/A	N/A	N/A	N/A	N/A	N/A
		2, 3	J2HQ-4824-2	3713.57	3963.02	\$4050.83	\$4249.28	\$4210.62	\$4409.07	\$4396.67	\$4595.12	\$4767.27	\$4965.72
		7, 8, 9	J2HQ-4824-3	3752.97	4002.42	4090.23	4288.68	4250.02	4448.47	4436.07	4634.52	4806.67	5005.12
		K	J2HQ-4824-K	N/A	N/A	4126.19	4324.64	4285.98	4484.43	4472.03	4670.48	4842.63	5041.08
4H, 48.5" (1232mm) — Box/File, Valet Left													
23.625" (600mm)	24" (610mm)	1	J2HR-4824-1	\$3549.53	\$3798.98	\$3886.79	\$4085.24	\$4046.58	\$4245.03	\$4232.63	\$4431.08	\$4603.23	\$4801.68
		J	J2HR-4824-J	3592.15	3841.60	N/A	N/A	N/A	N/A	N/A	N/A	N/A	N/A
		2, 3	J2HR-4824-2	3713.57	3963.02	\$4050.83	\$4249.28	\$4210.62	\$4409.07	\$4396.67	\$4595.12	\$4767.27	\$4965.72
		7, 8, 9	J2HR-4824-3	3752.97	4002.42	4090.23	4288.68	4250.02	4448.47	4436.07	4634.52	4806.67	5005.12
		K	J2HR-4824-K	N/A	N/A	4126.19	4324.64	4285.98	4484.43	4472.03	4670.48	4842.63	5041.08
4H, 48.5" (1232mm) — Box/Box/File, Valet Right													
23.625" (600mm)	24" (610mm)	1	J2HB-4824-1	\$3627.39	\$3871.72	\$3920.95	\$4119.40	\$4083.46	\$4281.91	\$4239.02	\$4437.47	\$4598.19	\$4796.64
		J	J2HB-4824-J	3670.01	3914.34	N/A	N/A	N/A	N/A	N/A	N/A	N/A	N/A
		2, 3	J2HB-4824-2	3832.44	4076.77	\$4126.00	\$4324.45	\$4288.51	\$4486.96	\$4444.07	\$4642.52	\$4803.24	\$5001.69
		7, 8, 9	J2HB-4824-3	3881.69	4126.02	4175.25	4373.70	4337.76	4536.21	4493.32	4691.77	4852.49	5050.94
		K	J2HB-4824-K	N/A	N/A	4258.74	4457.19	4421.25	4619.70	4576.81	4775.26	4935.98	5134.43
4H, 48.5" (1232mm) — Box/Box/File, Valet Left													
23.625" (600mm)	24" (610mm)	1	J2HE-4824-1	\$3627.39	\$3871.72	\$3920.95	\$4119.40	\$4083.46	\$4281.91	\$4239.02	\$4437.47	\$4598.19	\$4796.64
		J	J2HE-4824-J	3670.01	3914.34	N/A	N/A	N/A	N/A	N/A	N/A	N/A	N/A
		2, 3	J2HE-4824-2	3832.44	4076.77	\$4126.00	\$4324.45	\$4288.51	\$4486.96	\$4444.07	\$4642.52	\$4803.24	\$5001.69
		7, 8, 9	J2HE-4824-3	3881.69	4126.02	4175.25	4373.70	4337.76	4536.21	4493.32	4691.77	4852.49	5050.94
		K	J2HE-4824-K	N/A	N/A	4258.74	4457.19	4421.25	4619.70	4576.81	4775.26	4935.98	5134.43
4H, 48.5" (1232mm) — File/File, Valet Right													
23.625" (600mm)	24" (610mm)	1	J2HG-4824-1	\$3528.99	\$3773.35	\$3806.15	\$4004.60	\$3959.48	\$4157.93	\$4107.83	\$4306.28	\$4467.00	\$4665.45
		J	J2HG-4824-J	3571.61	3815.97	N/A	N/A	N/A	N/A	N/A	N/A	N/A	N/A
		2, 3	J2HG-4824-2	3693.03	3937.39	\$3970.19	\$4168.64	\$4123.52	\$4321.97	\$4271.87	\$4470.32	\$4631.04	\$4829.49
		7, 8, 9	J2HG-4824-3	3732.43	3976.79	4009.59	4208.04	4162.92	4361.37	4311.27	4509.72	4670.44	4868.89
		K	J2HG-4824-K	N/A	N/A	4045.55	4244.00	4198.88	4397.33	4347.23	4545.68	4706.40	4904.85
4H, 48.5" (1232mm) — File/File, Valet Left													
23.625" (600mm)	24" (610mm)	1	J2HJ-4824-1	\$3528.99	\$3773.35	\$3806.15	\$4004.60	\$3959.48	\$4157.93	\$4107.83	\$4306.28	\$4467.00	\$4665.45
		J	J2HJ-4824-J	3571.61	3815.97	N/A	N/A	N/A	N/A	N/A	N/A	N/A	N/A
		2, 3	J2HJ-4824-2	3693.03	3937.39	\$3970.19	\$4168.64	\$4123.52	\$4321.97	\$4271.87	\$4470.32	\$4631.04	\$4829.49
		7, 8, 9	J2HJ-4824-3	3732.43	3976.79	4009.59	4208.04	4162.92	4361.37	4311.27	4509.72	4670.44	4868.89
		K	J2HJ-4824-K	N/A	N/A	4045.55	4244.00	4198.88	4397.33	4347.23	4545.68	4706.40	4904.85
4H, 51.5" (1308mm) — Box/File, Valet Right													
23.625" (600mm)	24" (610mm)	1	J2HQ-5124-1	\$3693.84	\$3953.01	\$4143.46	\$4341.91	\$4323.79	\$4522.24	\$4613.09	\$4811.54	\$5050.31	\$5248.76
		J	J2HQ-5124-J	3736.46	3995.63	N/A	N/A	N/A	N/A	N/A	N/A	N/A	N/A
		2, 3	J2HQ-5124-2	3857.88	4117.05	\$4307.50	\$4505.95	\$4487.83	\$4686.28	\$4777.13	\$4975.58	\$5214.35	\$5412.80
		7, 8, 9	J2HQ-5124-3	3897.28	4156.45	4346.90	4545.35	4527.23	4725.68	4816.53	5014.98	5253.75	5452.20
		K	J2HQ-5124-K	N/A	N/A	4382.86	4581.31	4563.19	4761.64	4852.49	5050.94	5289.71	5488.16
4H, 51.5" (1308mm) — Box/File, Valet Left													
23.625" (600mm)	24" (610mm)	1	J2HR-5124-1	\$3693.84	\$3953.01	\$4143.46	\$4341.91	\$4323.79	\$4522.24	\$4613.09	\$4811.54	\$5050.31	\$5248.76
		J	J2HR-5124-J	3736.46	3995.63	N/A	N/A	N/A	N/A	N/A	N/A	N/A	N/A
		2, 3	J2HR-5124-2	3857.88	4117.05	\$4307.50	\$4505.95	\$4487.83	\$4686.28	\$4777.13	\$4975.58	\$5214.35	\$5412.80
		7, 8, 9	J2HR-5124-3	3897.28	4156.45	4346.90	4545.35	4527.23	4725.68	4816.53	5014.98	5253.75	5452.20
		K	J2HR-5124-K	N/A	N/A	4382.86	4581.31	4563.19	4761.64	4852.49	5050.94	5289.71	5488.16


X Series 24" Wide Personal Storage Towers

4H Personal Storage Tower with Hinged Door Upper Storage

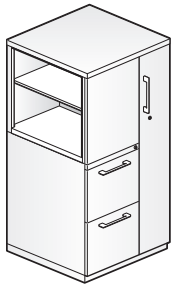
Actual Depth	Actual Width	Pull	Number ① ② ③	Painted		Laminate A		Laminate B		Wood Group A		Wood Group B	
				Trim A	Trim B	Trim A	Trim B	Trim A	Trim B	Trim A	Trim B		
4H, 51.5"(1308mm) — Box/Box/File, Valet Right													
23.625" (600mm)	24" (610mm)	1	J2HB-5124- 1	\$3771.70	\$4030.78	\$4178.40	\$4376.85	\$4361.55	\$4560.00	\$4619.52	\$4817.97	\$5043.87	\$5242.32
		J	J2HB-5124- J	3814.32	4073.40	N/A	N/A	N/A	N/A	N/A	N/A	N/A	N/A
		2, 3	J2HB-5124-	3976.75	4235.83	\$4383.45	\$4581.90	\$4566.60	\$4765.05	\$4824.57	\$5023.02	\$5248.92	\$5447.37
		7, 8, 9	J2HB-5124-	4026.00	4285.08	4432.70	4631.15	4615.85	4814.30	4873.82	5072.27	5298.17	5496.62
		K	J2HB-5124- K	N/A	N/A	4516.19	4714.64	4699.34	4897.79	4957.31	5155.76	5381.66	5580.11
4H, 51.5"(1308mm) — Box/Box/File, Valet Left													
23.625" (600mm)	24" (610mm)	1	J2HE-5124- 1	\$3771.70	\$4030.78	\$4178.40	\$4376.85	\$4361.55	\$4560.00	\$4619.52	\$4817.97	\$5043.87	\$5242.32
		J	J2HE-5124- J	3814.32	4073.40	N/A	N/A	N/A	N/A	N/A	N/A	N/A	N/A
		2, 3	J2HE-5124-	3976.75	4235.83	\$4383.45	\$4581.90	\$4566.60	\$4765.05	\$4824.57	\$5023.02	\$5248.92	\$5447.37
		7, 8, 9	J2HE-5124-	4026.00	4285.08	4432.70	4631.15	4615.85	4814.30	4873.82	5072.27	5298.17	5496.62
		K	J2HE-5124- K	N/A	N/A	4516.19	4714.64	4699.34	4897.79	4957.31	5155.76	5381.66	5580.11
4H, 51.5"(1308mm) — File/File, Valet Right													
23.625" (600mm)	24" (610mm)	1	J2HG-5124- 1	\$3673.30	\$3932.41	\$4063.60	\$4262.05	\$4237.57	\$4436.02	\$4488.33	\$4686.78	\$4912.68	\$5111.13
		J	J2HG-5124- J	3715.92	3975.03	N/A	N/A	N/A	N/A	N/A	N/A	N/A	N/A
		2, 3	J2HG-5124-	3837.34	4096.45	\$4227.64	\$4426.09	\$4401.61	\$4600.06	\$4652.37	\$4850.82	\$5076.72	\$5275.17
		7, 8, 9	J2HG-5124-	3876.74	4135.85	4267.04	4465.49	4441.01	4639.46	4691.77	4890.22	5116.12	5314.57
		K	J2HG-5124- K	N/A	N/A	4303.00	4501.45	4476.97	4675.42	4727.73	4926.18	5152.08	5350.53
4H, 51.5"(1308mm) — File/File, Valet Left													
23.625" (600mm)	24" (610mm)	1	J2HJ-5124- 1	\$3673.30	\$3932.41	\$4063.60	\$4262.05	\$4237.57	\$4436.02	\$4488.33	\$4686.78	\$4912.68	\$5111.13
		J	J2HJ-5124- J	3715.92	3975.03	N/A	N/A	N/A	N/A	N/A	N/A	N/A	N/A
		2, 3	J2HJ-5124-	3837.34	4096.45	\$4227.64	\$4426.09	\$4401.61	\$4600.06	\$4652.37	\$4850.82	\$5076.72	\$5275.17
		7, 8, 9	J2HJ-5124-	3876.74	4135.85	4267.04	4465.49	4441.01	4639.46	4691.77	4890.22	5116.12	5314.57
		K	J2HJ-5124- K	N/A	N/A	4303.00	4501.45	4476.97	4675.42	4727.73	4926.18	5152.08	5350.53

X Series 24" Wide Personal Storage Towers

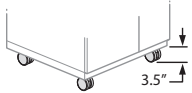
4H Personal Storage Tower with Bookcase Upper Storage



J2BB-4824 (Right)









J2BG-4824 (Right)











Caster Option

2 Standard Door Pull Styles

	
Ellipse (1)	Crescent (7)
	
Radius (2)	Linear (8)
	
Taper (3)	Classic (9)

2 Touch Latch Door Pull Styles

	
Ellipse (A)	Crescent (D)
	
Radius (B)	Linear (E)
	
Taper (C)	Classic (F)
	
J-Pull (J) (Steel Fronts)	J-Pull (K) (Laminate and Wood Fronts)

Features

- Includes:
 - Pedestal section with multiple box and file drawer configurations
 - Valet with coat rod
 - Side facing bookcase with one shelf that adjusts in 3”(76mm) increments
- Tower with box drawers includes a single pencil tray.
- Each box drawer includes one divider.
- Each file drawer includes one compressor.
- Drawer/door front options include painted, laminate, or wood.
- Laminate fronts can be specified with:
 - Painted steel or laminate lockbar
 - Painted steel, translucent, or laminate top
- Wood fronts can be specified with:
 - Painted steel or wood lockbar
 - Painted steel, translucent, or wood top
- Optional drawer/door pulls include Ellipse, Radius, Taper, Crescent, Linear, Classic, and J-Pull.
 - Ellipse pull available in non-Metallic trim colors only
 - Radius pull available in Metallic trim colors only
 - Taper and J-Pull pull trim color matches case trim color
 - Crescent, Linear and Classic pulls are brushed nickel finish
 - J-Pull available with touch latch doors only
- Standard door or touch latch door choice is determined by pull style code.
- Drawers have full extension steel ball-bearing slides.
- Drawer Interiors and accessories are black finish color.
- Bookcase, shelf, and valet interior match case color.
- Single lock secures all drawers. Valet locks separately.
- Locks in tower are randomly keyed.
- Lock plugs are available in black or chrome.
- For lock options, refer to Lock Program section of the Accessories Price List.
- Glides provide 1.5”(38mm) adjustment range.
- Optional casters add 3.5”(89mm) to overall height.

Specification Tips

- Optional white translucent top adds 2.75”(70mm) to overall height of tower.
- Additional shelves can be specified separately.

Caster Option

To specify tower with casters, add **C** to the end of the product number. Add **\$336.18** list.

Example: J2BB-4824-SS1RC

To Order, Specify:

Painted Steel Drawer/Door Fronts

- Product number, including:
 - Front/Lockbar Option:**
 - SS** Painted steel fronts/painted steel lockbar
 - Pull** (see side bar)
 - \$42.62** upcharge list for touch latch door(s).
 - Top Option:**
 - R** Regular top
 - T** Translucent top, add **\$789.06** list
- Trim color for case and front.
- Trim color for pull (Ellipse and Radius only).
 - Ellipse (Non-Metallic trim colors only)
 - Radius (Metallic trim colors only; upcharge for Metallic trim on pull is included in price.)
- Trim color for lock plug.

To Order, Specify (cont'd):

Laminate Drawer/Door Fronts

- Product number, including:
 - Front/Lockbar Option:**
 - LL** Laminate fronts/painted steel lockbar
 - TT** Laminate fronts/laminate lockbar, add **\$63.93** list
 - Pull** (see side bar)
 - \$42.62** upcharge list for touch latch door(s).
 - Top Option:**
 - R** Regular top
 - T** Translucent top, add **\$789.06** list
 - L** Laminate top, add **\$191.85** list
- Trim color for case.
- Trim color for pull (Ellipse and Radius only).
 - Ellipse (Non-Metallic trim colors only)
 - Radius (Metallic trim colors only; upcharge for Metallic trim on pull is included in price.)
- Laminate color for drawer/door fronts (and top, if laminate top is specified).
- Edge trim color for drawer/door fronts (and top, if laminate top is specified).
- Trim color for lock plug.

Wood Drawer/Door Fronts

- Product number, including:
 - Front/Lockbar Option:**
 - WW** Wood fronts/painted steel lockbar
 - RR** Wood fronts/wood lockbar, add **\$123.01** list
 - Pull** (see side bar)
 - \$42.62** upcharge list for touch latch door(s).
 - Top Option:**
 - R** Regular top
 - T** Translucent top, add **\$789.06** list
 - W** Wood top, add **\$368.97** list
- Trim color for case.
- Trim color for pull (Ellipse and Radius only).
 - Ellipse (Non-Metallic trim colors only)
 - Radius (Metallic trim colors only; upcharge for Metallic trim on pull is included in price.)
- Wood finish for drawer/door fronts (and top, if wood top is specified).
- Trim color for lock plug.

X Series 24" Wide Personal Storage Towers

4H Personal Storage Tower with Bookcase Upper Storage

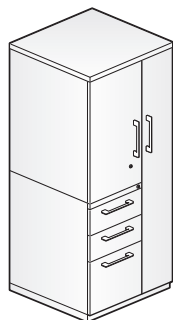
Actual Depth	Actual Width	Pull	Number ① ② ③	Painted Trim A	Painted Trim B	Laminate A Trim A	Laminate A Trim B	Laminate B Trim A	Laminate B Trim B	Wood Group A Trim A	Wood Group A Trim B	Wood Group B Trim A	Wood Group B Trim B
4H, 48.5" (1232mm) — Box/Box/File, Valet Right													
23.625" (600mm)	24" (610mm)	1	J2BB-4824-1	\$3269.91	\$3514.23	\$3561.80	\$3760.25	\$3695.60	\$3894.05	\$3878.25	\$4076.70	\$4171.84	\$4370.29
		J	J2BB-4824-J	3312.53	3556.85	N/A	N/A	N/A	N/A	N/A	N/A	N/A	N/A
		2, 3	J2BB-4824	3433.95	3678.27	\$3725.84	\$3924.29	\$3859.64	\$4058.09	\$4042.29	\$4240.74	\$4335.88	\$4534.33
		7, 8, 9	J2BB-4824	3473.35	3717.67	3765.24	3963.69	3899.04	4097.49	4081.69	4280.14	4375.28	4573.73
		K	J2BB-4824-K	N/A	N/A	3899.59	4098.04	4033.39	4231.84	4216.04	4414.49	4509.63	4708.08
4H, 48.5" (1232mm) — Box/Box/File, Valet Left													
23.625" (600mm)	24" (610mm)	1	J2BE-4824-1	\$3269.91	\$3514.23	\$3561.80	\$3760.25	\$3695.60	\$3894.05	\$3878.25	\$4076.70	\$4171.84	\$4370.29
		J	J2BE-4824-J	3312.53	3556.85	N/A	N/A	N/A	N/A	N/A	N/A	N/A	N/A
		2, 3	J2BE-4824	3433.95	3678.27	\$3725.84	\$3924.29	\$3859.64	\$4058.09	\$4042.29	\$4240.74	\$4335.88	\$4534.33
		7, 8, 9	J2BE-4824	3473.35	3717.67	3765.24	3963.69	3899.04	4097.49	4081.69	4280.14	4375.28	4573.73
		K	J2BE-4824-K	N/A	N/A	3899.59	4098.04	4033.39	4231.84	4216.04	4414.49	4509.63	4708.08
4H, 48.5" (1232mm) — File/File, Valet Right													
23.625" (600mm)	24" (610mm)	1	J2BG-4824-1	\$3171.51	\$3415.86	\$3447.00	\$3645.45	\$3571.62	\$3770.07	\$3747.06	\$3945.51	\$4040.65	\$4239.10
		J	J2BG-4824-J	3214.13	3458.48	N/A	N/A	N/A	N/A	N/A	N/A	N/A	N/A
		2, 3	J2BG-4824	3294.54	3538.89	\$3570.03	\$3768.48	\$3694.65	\$3893.10	\$3870.09	\$4068.54	\$4163.68	\$4362.13
		7, 8, 9	J2BG-4824	3324.09	3568.44	3599.58	3798.03	3724.20	3922.65	3899.64	4098.09	4193.23	4391.68
		K	J2BG-4824-K	N/A	N/A	3686.40	3884.85	3811.02	4009.47	3986.46	4184.91	4280.05	4478.50
4H, 48.5" (1232mm) — File/File, Valet Left													
23.625" (600mm)	24" (610mm)	1	J2BJ-4824-1	\$3171.51	\$3415.86	\$3447.00	\$3645.45	\$3571.62	\$3770.07	\$3747.06	\$3945.51	\$4040.65	\$4239.10
		J	J2BJ-4824-J	3214.13	3458.48	N/A	N/A	N/A	N/A	N/A	N/A	N/A	N/A
		2, 3	J2BJ-4824	3294.54	3538.89	\$3570.03	\$3768.48	\$3694.65	\$3893.10	\$3870.09	\$4068.54	\$4163.68	\$4362.13
		7, 8, 9	J2BJ-4824	3324.09	3568.44	3599.58	3798.03	3724.20	3922.65	3899.64	4098.09	4193.23	4391.68
		K	J2BJ-4824-K	N/A	N/A	3686.40	3884.85	3811.02	4009.47	3986.46	4184.91	4280.05	4478.50
4H, 51.5" (1308mm) — Box/Box/File, Valet Right													
23.625" (600mm)	24" (610mm)	1	J2BB-5124-1	\$3391.26	\$3650.33	\$3807.79	\$4006.24	\$3961.28	\$4159.73	\$4258.74	\$4457.19	\$4712.96	\$4911.41
		J	J2BB-5124-J	3433.88	3692.95	N/A	N/A	N/A	N/A	N/A	N/A	N/A	N/A
		2, 3	J2BB-5124	3555.30	3814.37	\$3971.83	\$4170.28	\$4125.32	\$4323.77	\$4422.78	\$4621.23	\$4877.00	\$5075.45
		7, 8, 9	J2BB-5124	3594.70	3853.77	4011.23	4209.68	4164.72	4363.17	4462.18	4660.63	4916.40	5114.85
		K	J2BB-5124-K	N/A	N/A	4145.58	4344.03	4299.07	4497.52	4596.53	4794.98	5050.75	5249.20
4H, 51.5" (1308mm) — Box/Box/File, Valet Left													
23.625" (600mm)	24" (610mm)	1	J2BE-5124-1	\$3391.26	\$3650.33	\$3807.79	\$4006.24	\$3961.28	\$4159.73	\$4258.74	\$4457.19	\$4712.96	\$4911.41
		J	J2BE-5124-J	3433.88	3692.95	N/A	N/A	N/A	N/A	N/A	N/A	N/A	N/A
		2, 3	J2BE-5124	3555.30	3814.37	\$3971.83	\$4170.28	\$4125.32	\$4323.77	\$4422.78	\$4621.23	\$4877.00	\$5075.45
		7, 8, 9	J2BE-5124	3594.70	3853.77	4011.23	4209.68	4164.72	4363.17	4462.18	4660.63	4916.40	5114.85
		K	J2BE-5124-K	N/A	N/A	4145.58	4344.03	4299.07	4497.52	4596.53	4794.98	5050.75	5249.20
4H, 51.5" (1308mm) — File/File, Valet Right													
23.625" (600mm)	24" (610mm)	1	J2BG-5124-1	\$3292.86	\$3551.96	\$3692.99	\$3891.44	\$3837.30	\$4035.75	\$4127.55	\$4326.00	\$4581.77	\$4780.22
		J	J2BG-5124-J	3335.48	3594.58	N/A	N/A	N/A	N/A	N/A	N/A	N/A	N/A
		2, 3	J2BG-5124	3415.89	3674.99	\$3816.02	\$4014.47	\$3960.33	\$4158.78	\$4250.58	\$4449.03	\$4704.80	\$4903.25
		7, 8, 9	J2BG-5124	3445.44	3704.54	3845.57	4044.02	3989.88	4188.33	4280.13	4478.58	4734.35	4932.80
		K	J2BG-5124-K	N/A	N/A	3932.39	4130.84	4076.70	4275.15	4366.95	4565.40	4821.17	5019.62
4H, 51.5" (1308mm) — File/File, Valet Left													
23.625" (600mm)	24" (610mm)	1	J2BJ-5124-1	\$3292.86	\$3551.96	\$3692.99	\$3891.44	\$3837.30	\$4035.75	\$4127.55	\$4326.00	\$4581.77	\$4780.22
		J	J2BJ-5124-J	3335.48	3594.58	N/A	N/A	N/A	N/A	N/A	N/A	N/A	N/A
		2, 3	J2BJ-5124	3415.89	3674.99	\$3816.02	\$4014.47	\$3960.33	\$4158.78	\$4250.58	\$4449.03	\$4704.80	\$4903.25
		7, 8, 9	J2BJ-5124	3445.44	3704.54	3845.57	4044.02	3989.88	4188.33	4280.13	4478.58	4734.35	4932.80
		K	J2BJ-5124-K	N/A	N/A	3932.39	4130.84	4076.70	4275.15	4366.95	4565.40	4821.17	5019.62

X Series 24" Wide Personal Storage Towers

5H Personal Storage Tower with Hinged Door Upper Storage



J2HQ-5624 (Right)



J2HB-5624 (Right)



J2HM-6324 (Right)

Features

- Includes:
 - Pedestal section with multiple box and file drawer configurations
 - Valet with coat rod
 - Upper Storage unit with one or more removable shelves
- Tower with box drawer(s) includes a single pencil tray.
- Storage unit in 56.5"(144mm) high tower with Box/File configuration includes two removable shelves. Unit with Box/Box/File or File/File includes one removable shelf.
- Storage unit in 63.5"(1613mm) and 64.5"(1638mm) high towers includes two removable shelves.
- Each box drawer includes one divider.
- Each file drawer includes one compressor.
- Drawer/door front options include painted, laminate, or wood.
- Laminate fronts can be specified with:
 - Painted steel or laminate lockbar
 - Painted steel, translucent, or laminate top
- Wood fronts can be specified with:
 - Painted steel or wood lockbar
 - Painted steel, translucent, or wood top
- Drawers have full extension steel ball-bearing slides.
- Interiors and accessories are black finish color.
- Optional drawer/door pulls include Ellipse, Radius, Taper, Crescent, Linear, Classic, and J-Pull.
 - Ellipse pull available in non-Metallic trim colors only
 - Radius pull available in Metallic trim colors only
 - Taper and J-Pull pull trim color matches case trim color
 - Crescent, Linear and Classic pulls are brushed nickel finish
 - J-Pull available with touch latch doors only
- Standard door or touch latch door choice is determined by pull style code.
- Single lock secures all drawers. Separate lock secures storage unit and valet.
- Locks in tower are randomly keyed.
- Lock plugs are available in black or chrome.
- For lock options, refer to Lock Program section of the Accessories Price List.
- Glides provide 1.5"(38mm) adjustment range.

Specification Tips

- Optional white translucent top adds 2.75"(70mm) to overall height of unit.
- Additional shelves can be specified separately.

To Order, Specify:

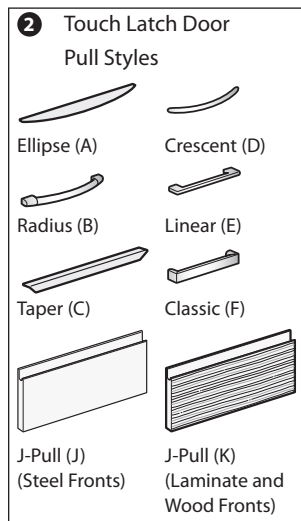
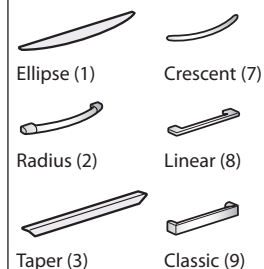
Painted Steel Drawer/Door Fronts

- Product number, including:
 - SS** Painted steel fronts/painted steel lockbar

1 Front/Lockbar Option:

2 Standard Door

Pull Styles



To Order, Specify (cont'd):

- 2 Pull** (see side bar)
 - \$42.62 upcharge list for touch latch door(s).

3 Top Option:

- R** Regular top
- T** Translucent top, add \$789.06 list

- Trim color for case and front.
- Trim color for pull (Ellipse and Radius only).
 - Ellipse (Non-Metallic trim colors only)
 - Radius (Metallic trim colors only; upcharge for Metallic trim on pull is included in price.)
- Trim color for lock plug.

Laminate Drawer/Door Fronts

- Product number, including:

1 Front/Lockbar Option:

- LL** Laminate fronts/painted steel lockbar
- TT** Laminate fronts/laminate lockbar, add \$63.93 list

- 2 Pull** (see side bar)
 - \$42.62 upcharge list for touch latch door(s).

3 Top Option:

- R** Regular top
- T** Translucent top, add \$789.06 list
- L** Laminate top, add \$191.85 list

- Trim color for case.
- Trim color for pull (Ellipse and Radius only).
 - Ellipse (Non-Metallic trim colors only)
 - Radius (Metallic trim colors only; upcharge for Metallic trim on pull is included in price.)
- Laminate color for drawer/door fronts (and top, if laminate top is specified).
- Edge trim color for drawer/door fronts (and top, if laminate top is specified).
- Trim color for lock plug.

Wood Drawer/Door Fronts

- Product number, including:

1 Front/Lockbar Option:

- WW** Wood fronts/painted steel lockbar
- RR** Wood fronts/wood lockbar, add \$123.01 list

- 2 Pull** (see side bar)
 - \$42.62 upcharge list for touch latch door(s).

3 Top Option:

- R** Regular top
- T** Translucent top, add \$789.06 list
- W** Wood top, add \$368.97 list

- Trim color for case.
- Trim color for pull (Ellipse and Radius only).
 - Ellipse (Non-Metallic trim colors only)
 - Radius (Metallic trim colors only; upcharge for Metallic trim on pull is included in price.)
- Wood finish for drawer/door fronts (and top, if wood top is specified).
- Trim color for lock plug.

X Series 24" Wide Personal Storage Towers

5H Personal Storage Tower with Hinged Door Upper Storage

Actual Depth	Actual Width	Pull	Number ① ② ③	Painted Trim		Laminate A		Laminate B		Wood Group A		Wood Group B	
				Trim A	Trim B	Trim A	Trim B	Trim A	Trim B	Trim A	Trim B	Trim A	Trim B
5H, 56.5"(1435mm) — Box/File, Valet Right													
23.625" (600mm)	24" (610mm)	1	J2HQ-5624- 1	\$3930.74	\$4222.46	\$4178.44	\$4406.37	\$4361.56	\$4589.49	\$4451.28	\$4679.21	\$4860.64	\$5088.57
		J	J2HQ-5624- J	3973.36	4265.08	N/A	N/A	N/A	N/A	N/A	N/A	N/A	N/A
		2, 3	J2HQ-5624-	4094.78	4386.50	\$4342.48	\$4570.41	\$4525.60	\$4753.53	\$4615.32	\$4843.25	\$5024.68	\$5252.61
		7, 8, 9	J2HQ-5624-	4134.18	4425.90	4381.88	4609.81	4565.00	4792.93	4654.72	4882.65	5064.08	5292.01
		K	J2HQ-5624- K	N/A	N/A	4417.84	4645.77	4600.96	4828.89	4690.68	4918.61	5100.04	5327.97
5H, 56.5"(1435mm) — Box/File, Valet Left													
23.625" (600mm)	24" (610mm)	1	J2HR-5624- 1	\$3930.74	\$4222.46	\$4178.44	\$4406.37	\$4361.56	\$4589.49	\$4451.28	\$4679.21	\$4860.64	\$5088.57
		J	J2HR-5624- J	3973.36	4265.08	N/A	N/A	N/A	N/A	N/A	N/A	N/A	N/A
		2, 3	J2HR-5624-	4094.78	4386.50	\$4342.48	\$4570.41	\$4525.60	\$4753.53	\$4615.32	\$4843.25	\$5024.68	\$5252.61
		7, 8, 9	J2HR-5624-	4134.18	4425.90	4381.88	4609.81	4565.00	4792.93	4654.72	4882.65	5064.08	5292.01
		K	J2HR-5624- K	N/A	N/A	4417.84	4645.77	4600.96	4828.89	4690.68	4918.61	5100.04	5327.97
5H, 56.5"(1435mm) — Box/Box/File, Valet Right													
23.625" (600mm)	24" (610mm)	1	J2HB-5624- 1	\$3776.60	\$4058.63	\$4094.83	\$4322.76	\$4271.24	\$4499.17	\$4457.72	\$4685.65	\$4853.41	\$5081.34
		J	J2HB-5624- J	3819.22	4101.25	N/A	N/A	N/A	N/A	N/A	N/A	N/A	N/A
		2, 3	J2HB-5624-	3981.65	4263.68	\$4299.88	\$4527.81	\$4476.29	\$4704.22	\$4662.77	\$4890.70	\$5058.46	\$5286.39
		7, 8, 9	J2HB-5624-	4030.90	4312.93	4349.13	4577.06	4525.54	4753.47	4712.02	4939.95	5107.71	5335.64
		K	J2HB-5624- K	N/A	N/A	4432.62	4660.55	4609.03	4836.96	4795.51	5023.44	5191.20	5419.13
5H, 56.5"(1435mm) — Box/Box/File, Valet Left													
23.625" (600mm)	24" (610mm)	1	J2HE-5624- 1	\$3776.60	\$4058.63	\$4094.83	\$4322.76	\$4271.24	\$4499.17	\$4457.72	\$4685.65	\$4853.41	\$5081.34
		J	J2HE-5624- J	3819.22	4101.25	N/A	N/A	N/A	N/A	N/A	N/A	N/A	N/A
		2, 3	J2HE-5624-	3981.65	4263.68	\$4299.88	\$4527.81	\$4476.29	\$4704.22	\$4662.77	\$4890.70	\$5058.46	\$5286.39
		7, 8, 9	J2HE-5624-	4030.90	4312.93	4349.13	4577.06	4525.54	4753.47	4712.02	4939.95	5107.71	5335.64
		K	J2HE-5624- K	N/A	N/A	4432.62	4660.55	4609.03	4836.96	4795.51	5023.44	5191.20	5419.13
5H, 56.5"(1435mm) — File/File, Valet Right													
23.625" (600mm)	24" (610mm)	1	J2HG-5624- 1	\$3678.20	\$3960.26	\$3980.03	\$4207.96	\$4147.26	\$4375.19	\$4326.53	\$4554.46	\$4722.22	\$4950.15
		J	J2HG-5624- J	3720.82	4002.88	N/A	N/A	N/A	N/A	N/A	N/A	N/A	N/A
		2, 3	J2HG-5624-	3842.24	4124.30	\$4144.07	\$4372.00	\$4311.30	\$4539.23	\$4490.57	\$4718.50	\$4886.26	\$5114.19
		7, 8, 9	J2HG-5624-	3881.64	4163.70	4183.47	4411.40	4350.70	4578.63	4529.97	4757.90	4925.66	5153.59
		K	J2HG-5624- K	N/A	N/A	4219.43	4447.36	4386.66	4614.59	4565.93	4793.86	4961.62	5189.55
5H, 56.5"(1435mm) — File/File, Valet Left													
23.625" (600mm)	24" (610mm)	1	J2HJ-5624- 1	\$3678.20	\$3960.26	\$3980.03	\$4207.96	\$4147.26	\$4375.19	\$4326.53	\$4554.46	\$4722.22	\$4950.15
		J	J2HJ-5624- J	3720.82	4002.88	N/A	N/A	N/A	N/A	N/A	N/A	N/A	N/A
		2, 3	J2HJ-5624-	3842.24	4124.30	\$4144.07	\$4372.00	\$4311.30	\$4539.23	\$4490.57	\$4718.50	\$4886.26	\$5114.19
		7, 8, 9	J2HJ-5624-	3881.64	4163.70	4183.47	4411.40	4350.70	4578.63	4529.97	4757.90	4925.66	5153.59
		K	J2HJ-5624- K	N/A	N/A	4219.43	4447.36	4386.66	4614.59	4565.93	4793.86	4961.62	5189.55
5H, 63.5"(1613mm) — Box/Box/File, Valet Right													
23.625" (600mm)	24" (610mm)	1	J2HB-6324- 1	\$3955.39	\$4268.54	\$4463.67	\$4691.60	\$4669.64	\$4897.57	\$5013.04	\$5240.97	\$5183.61	\$5411.54
		J	J2HB-6324- J	3998.01	4311.16	N/A	N/A	N/A	N/A	N/A	N/A	N/A	N/A
		2, 3	J2HB-6324-	4160.44	4473.59	\$4668.72	\$4896.65	\$4874.69	\$5102.62	\$5218.09	\$5446.02	\$5388.66	\$5616.59
		7, 8, 9	J2HB-6324-	4209.69	4522.84	4717.97	4945.90	4923.94	5151.87	5267.34	5495.27	5437.91	5665.84
		K	J2HB-6324- K	N/A	N/A	4801.46	5029.39	5007.43	5235.36	5350.83	5578.76	5521.40	5749.33
5H, 63.5"(1613mm) — Box/Box/File, Valet Left													
23.625" (600mm)	24" (610mm)	1	J2HE-6324- 1	\$3955.39	\$4268.54	\$4463.67	\$4691.60	\$4669.64	\$4897.57	\$5013.04	\$5240.97	\$5183.61	\$5411.54
		J	J2HE-6324- J	3998.01	4311.16	N/A	N/A	N/A	N/A	N/A	N/A	N/A	N/A
		2, 3	J2HE-6324-	4160.44	4473.59	\$4668.72	\$4896.65	\$4874.69	\$5102.62	\$5218.09	\$5446.02	\$5388.66	\$5616.59
		7, 8, 9	J2HE-6324-	4209.69	4522.84	4717.97	4945.90	4923.94	5151.87	5267.34	5495.27	5437.91	5665.84
		K	J2HE-6324- K	N/A	N/A	4801.46	5029.39	5007.43	5235.36	5350.83	5578.76	5521.40	5749.33

X Series 24" Wide Personal Storage Towers

5H Personal Storage Tower with Hinged Door Upper Storage

Actual Depth	Actual Width	Pull	Number ① ② ③	Painted Trim A	Trim B	Laminate A Trim A	Trim B	Laminate B Trim A	Trim B	Wood Group A Trim A	Trim B	Wood Group B Trim A	Trim B
5H, 63.5" (1613mm) — Box/Box/File/File, Valet Right													
23.625" (600mm)	24" (610mm)	1	J2HN-6324- 1	\$4429.29	\$4742.49	\$4935.96	\$5163.89	\$5179.72	\$5407.65	\$5482.04	\$5709.97	\$5654.22	\$5882.15
		J	J2HN-6324- J	4471.91	4785.11	N/A	N/A	N/A	N/A	N/A	N/A	N/A	N/A
		2, 3	J2HN-6324-	4593.33	4906.53	\$5100.00	\$5327.93	\$5343.76	\$5571.69	\$5646.08	\$5874.01	\$5818.26	\$6046.19
		7, 8, 9	J2HN-6324-	4632.73	4945.93	5139.40	5367.33	5383.16	5611.09	5685.48	5913.41	5857.66	6085.59
		K	J2HN-6324- K	N/A	N/A	5372.14	5600.07	5615.90	5843.83	5918.22	6146.15	6090.40	6318.33
5H, 63.5" (1613mm) — Box/Box/File/File, Valet Left													
23.625" (600mm)	24" (610mm)	1	J2HH-6324- 1	\$4429.29	\$4742.49	\$4935.96	\$5163.89	\$5179.72	\$5407.65	\$5482.04	\$5709.97	\$5654.22	\$5882.15
		J	J2HH-6324- J	4471.91	4785.11	N/A	N/A	N/A	N/A	N/A	N/A	N/A	N/A
		2, 3	J2HH-6324-	4593.33	4906.53	\$5100.00	\$5327.93	\$5343.76	\$5571.69	\$5646.08	\$5874.01	\$5818.26	\$6046.19
		7, 8, 9	J2HH-6324-	4632.73	4945.93	5139.40	5367.33	5383.16	5611.09	5685.48	5913.41	5857.66	6085.59
		K	J2HH-6324- K	N/A	N/A	5372.14	5600.07	5615.90	5843.83	5918.22	6146.15	6090.40	6318.33
5H, 63.5" (1613mm) — File/File, Valet Right													
23.625" (600mm)	24" (610mm)	1	J2HG-6324- 1	\$3856.99	\$4170.17	\$4348.87	\$4576.80	\$4545.66	\$4773.59	\$4881.85	\$5109.78	\$5052.42	\$5280.35
		J	J2HG-6324- J	3899.61	4212.79	N/A	N/A	N/A	N/A	N/A	N/A	N/A	N/A
		2, 3	J2HG-6324-	4021.03	4334.21	\$4512.91	\$4740.84	\$4709.70	\$4937.63	\$5045.89	\$5273.82	\$5216.46	\$5444.39
		7, 8, 9	J2HG-6324-	4060.43	4373.61	4552.31	4780.24	4749.10	4977.03	5085.29	5313.22	5255.86	5483.79
		K	J2HG-6324- K	N/A	N/A	4588.27	4816.20	4785.06	5012.99	5121.25	5349.18	5291.82	5519.75
5H, 63.5" (1613mm) — File/File, Valet Left													
23.625" (600mm)	24" (610mm)	1	J2HJ-6324- 1	\$3856.99	\$4170.17	\$4348.87	\$4576.80	\$4545.66	\$4773.59	\$4881.85	\$5109.78	\$5052.42	\$5280.35
		J	J2HJ-6324- J	3899.61	4212.79	N/A	N/A	N/A	N/A	N/A	N/A	N/A	N/A
		2, 3	J2HJ-6324-	4021.03	4334.21	\$4512.91	\$4740.84	\$4709.70	\$4937.63	\$5045.89	\$5273.82	\$5216.46	\$5444.39
		7, 8, 9	J2HJ-6324-	4060.43	4373.61	4552.31	4780.24	4749.10	4977.03	5085.29	5313.22	5255.86	5483.79
		K	J2HJ-6324- K	N/A	N/A	4588.27	4816.20	4785.06	5012.99	5121.25	5349.18	5291.82	5519.75
5H, 63.5" (1613mm) — File/File/File, Valet Right													
23.625" (600mm)	24" (610mm)	1	J2HM-6324- 1	\$4330.88	\$4644.07	\$4824.45	\$5052.38	\$5059.28	\$5287.21	\$5359.05	\$5586.98	\$5523.02	\$5750.95
		J	J2HM-6324- J	4373.50	4686.69	N/A	N/A	N/A	N/A	N/A	N/A	N/A	N/A
		2, 3	J2HM-6324-	4535.93	4849.12	\$5029.50	\$5257.43	\$5264.33	\$5492.26	\$5564.10	\$5792.03	\$5728.07	\$5956.00
		7, 8, 9	J2HM-6324-	4585.18	4898.37	5078.75	5306.68	5313.58	5541.51	5613.35	5841.28	5777.32	6005.25
		K	J2HM-6324- K	N/A	N/A	5162.24	5390.17	5397.07	5625.00	5696.84	5924.77	5860.81	6088.74
5H, 63.5" (1613mm) — File/File/File, Valet Left													
23.625" (600mm)	24" (610mm)	1	J2HA-6324- 1	\$4330.88	\$4644.07	\$4824.45	\$5052.38	\$5059.28	\$5287.21	\$5359.05	\$5586.98	\$5523.02	\$5750.95
		J	J2HA-6324- J	4373.50	4686.69	N/A	N/A	N/A	N/A	N/A	N/A	N/A	N/A
		2, 3	J2HA-6324-	4535.93	4849.12	\$5029.50	\$5257.43	\$5264.33	\$5492.26	\$5564.10	\$5792.03	\$5728.07	\$5956.00
		7, 8, 9	J2HA-6324-	4585.18	4898.37	5078.75	5306.68	5313.58	5541.51	5613.35	5841.28	5777.32	6005.25
		K	J2HA-6324- K	N/A	N/A	5162.24	5390.17	5397.07	5625.00	5696.84	5924.77	5860.81	6088.74
5H, 64.5" (1638mm) — Box/Box/File, Valet Right													
23.625" (600mm)	24" (610mm)	1	J2HB-6424- 1	\$4076.71	\$4394.79	\$4516.18	\$4744.11	\$4726.33	\$4954.26	\$4993.38	\$5221.31	\$5485.35	\$5713.28
		J	J2HB-6424- J	4119.33	4437.41	N/A	N/A	N/A	N/A	N/A	N/A	N/A	N/A
		2, 3	J2HB-6424-	4281.76	4599.84	\$4721.23	\$4949.16	\$4931.38	\$5159.31	\$5198.43	\$5426.36	\$5690.40	\$5918.33
		7, 8, 9	J2HB-6424-	4331.01	4649.09	4770.48	4998.41	4980.63	5208.56	5247.68	5475.61	5739.65	5967.58
		K	J2HB-6424- K	N/A	N/A	4853.97	5081.90	5064.12	5292.05	5331.17	5559.10	5823.14	6051.07
5H, 64.5" (1638mm) — Box/Box/File, Valet Left													
23.625" (600mm)	24" (610mm)	1	J2HE-6424- 1	\$4076.71	\$4394.79	\$4516.18	\$4744.11	\$4726.33	\$4954.26	\$4993.38	\$5221.31	\$5485.35	\$5713.28
		J	J2HE-6424- J	4119.33	4437.41	N/A	N/A	N/A	N/A	N/A	N/A	N/A	N/A
		2, 3	J2HE-6424-	4281.76	4599.84	\$4721.23	\$4949.16	\$4931.38	\$5159.31	\$5198.43	\$5426.36	\$5690.40	\$5918.33
		7, 8, 9	J2HE-6424-	4331.01	4649.09	4770.48	4998.41	4980.63	5208.56	5247.68	5475.61	5739.65	5967.58
		K	J2HE-6424- K	N/A	N/A	4853.97	5081.90	5064.12	5292.05	5331.17	5559.10	5823.14	6051.07

X Series 24" Wide Personal Storage Towers

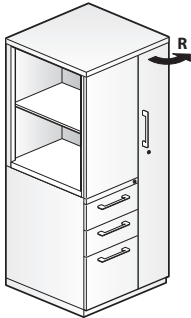
5H Personal Storage Tower with Hinged Door Upper Storage

Actual Depth	Actual Width	Pull	Number ① ② ③	Painted Trim A	Trim B	Laminate A Trim A	Trim B	Laminate B Trim A	Trim B	Wood Group A Trim A	Trim B	Wood Group B Trim A	Trim B
5H, 64.5" (1638mm) — Box/Box/File/File, Valet Right													
23.625" (600mm)	24" (610mm)	1	J2HN-6424- 1	\$4552.26	\$4870.38	\$4927.81	\$5155.74	\$5170.88	\$5398.81	\$5332.83	\$5560.76	\$5775.60	\$6003.53
		J	J2HN-6424- J	4594.88	4913.00	N/A	N/A	N/A	N/A	N/A	N/A	N/A	N/A
		2, 3	J2HN-6424-	4716.30	5034.42	\$5091.85	\$5319.78	\$5334.92	\$5562.85	\$5496.87	\$5724.80	\$5939.64	\$6167.57
		7, 8, 9	J2HN-6424-	4755.70	5073.82	5131.25	5359.18	5374.32	5602.25	5536.27	5764.20	5979.04	6206.97
		K	J2HN-6424- K	N/A	N/A	5363.99	5591.92	5607.06	5834.99	5769.01	5996.94	6211.78	6439.71
5H, 64.5" (1638mm) — Box/Box/File/File, Valet Left													
23.625" (600mm)	24" (610mm)	1	J2HH-6424- 1	\$4552.26	\$4870.38	\$4927.81	\$5155.74	\$5170.88	\$5398.81	\$5332.83	\$5560.76	\$5775.60	\$6003.53
		J	J2HH-6424- J	4594.88	4913.00	N/A	N/A	N/A	N/A	N/A	N/A	N/A	N/A
		2, 3	J2HH-6424-	4716.30	5034.42	\$5091.85	\$5319.78	\$5334.92	\$5562.85	\$5496.87	\$5724.80	\$5939.64	\$6167.57
		7, 8, 9	J2HH-6424-	4755.70	5073.82	5131.25	5359.18	5374.32	5602.25	5536.27	5764.20	5979.04	6206.97
		K	J2HH-6424- K	N/A	N/A	5363.99	5591.92	5607.06	5834.99	5769.01	5996.94	6211.78	6439.71
5H, 64.5" (1638mm) — File/File, Valet Right													
23.625" (600mm)	24" (610mm)	1	J2HG-6424- 1	\$3978.31	\$4296.42	\$4401.38	\$4629.31	\$4602.35	\$4830.28	\$4862.19	\$5090.12	\$5354.16	\$5582.09
		J	J2HG-6424- J	4020.93	4339.04	N/A	N/A	N/A	N/A	N/A	N/A	N/A	N/A
		2, 3	J2HG-6424-	4142.35	4460.46	\$4565.42	\$4793.35	\$4766.39	\$4994.32	\$5026.23	\$5254.16	\$5518.20	\$5746.13
		7, 8, 9	J2HG-6424-	4181.75	4499.86	4604.82	4832.75	4805.79	5033.72	5065.63	5293.56	5557.60	5785.53
		K	J2HG-6424- K	N/A	N/A	4640.78	4868.71	4841.75	5069.68	5101.59	5329.52	5593.56	5821.49
5H, 64.5" (1638mm) — File/File, Valet Left													
23.625" (600mm)	24" (610mm)	1	J2HJ-6424- 1	\$3978.31	\$4296.42	\$4401.38	\$4629.31	\$4602.35	\$4830.28	\$4862.19	\$5090.12	\$5354.16	\$5582.09
		J	J2HJ-6424- J	4020.93	4339.04	N/A	N/A	N/A	N/A	N/A	N/A	N/A	N/A
		2, 3	J2HJ-6424-	4142.35	4460.46	\$4565.42	\$4793.35	\$4766.39	\$4994.32	\$5026.23	\$5254.16	\$5518.20	\$5746.13
		7, 8, 9	J2HJ-6424-	4181.75	4499.86	4604.82	4832.75	4805.79	5033.72	5065.63	5293.56	5557.60	5785.53
		K	J2HJ-6424- K	N/A	N/A	4640.78	4868.71	4841.75	5069.68	5101.59	5329.52	5593.56	5821.49
5H, 64.5" (1638mm) — File/File/File, Valet Right													
23.625" (600mm)	24" (610mm)	1	J2HM-6424- 1	\$4453.85	\$4771.96	\$4816.30	\$5044.23	\$5050.44	\$5278.37	\$5209.84	\$5437.77	\$5644.40	\$5872.33
		J	J2HM-6424- J	4496.47	4814.58	N/A	N/A	N/A	N/A	N/A	N/A	N/A	N/A
		2, 3	J2HM-6424-	4658.90	4977.01	\$5021.35	\$5249.28	\$5255.49	\$5483.42	\$5414.89	\$5642.82	\$5849.45	\$6077.38
		7, 8, 9	J2HM-6424-	4708.15	5026.26	5070.60	5298.53	5304.74	5532.67	5464.14	5692.07	5898.70	6126.63
		K	J2HM-6424- K	N/A	N/A	5154.09	5382.02	5388.23	5616.16	5547.63	5775.56	5982.19	6210.12
5H, 64.5" (1638mm) — File/File/File, Valet Left													
23.625" (600mm)	24" (610mm)	1	J2HA-6424- 1	\$4453.85	\$4771.96	\$4816.30	\$5044.23	\$5050.44	\$5278.37	\$5209.84	\$5437.77	\$5644.40	\$5872.33
		J	J2HA-6424- J	4496.47	4814.58	N/A	N/A	N/A	N/A	N/A	N/A	N/A	N/A
		2, 3	J2HA-6424-	4658.90	4977.01	\$5021.35	\$5249.28	\$5255.49	\$5483.42	\$5414.89	\$5642.82	\$5849.45	\$6077.38
		7, 8, 9	J2HA-6424-	4708.15	5026.26	5070.60	5298.53	5304.74	5532.67	5464.14	5692.07	5898.70	6126.63
		K	J2HA-6424- K	N/A	N/A	5154.09	5382.02	5388.23	5616.16	5547.63	5775.56	5982.19	6210.12

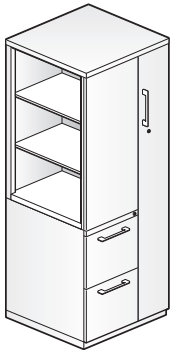
This page intentionally blank

X Series 24" Wide Personal Storage Towers

5H Personal Storage Tower with Bookcase Upper Storage



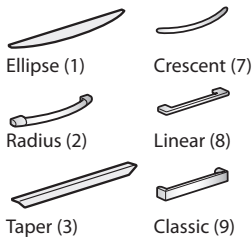
J2BB-5624 (Right)



J2BG-6324 (Right)

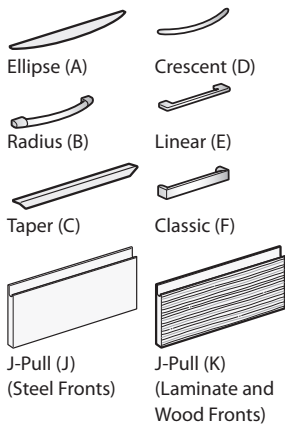
2 Standard Door

Pull Styles



2 Touch Latch Door

Pull Styles



Features

- Includes:
 - Pedestal section with multiple box and file drawer configurations
 - Valet with coat rod
 - Side facing bookcase includes one shelf adjustable in 3"(76mm) increments. Lowest shelf mounting positions is: 5"(127mm) from the bottom of compartment. Highest shelf mounting position is located at 5.75"(146mm) from the top of compartment.
- Tower with box drawers includes a single pencil tray.
- Bookcase in 56.5"(1435mm) high tower includes one shelf that adjust in 3"(76mm) increments.
- Bookcase in 63.5"(1613mm) and 64.5"(1638mm) high towers with Box/Box/File or File/File drawers includes two shelves that adjust in 6.25"(159mm) increments.
- Each box drawer includes one divider.
- Each file drawer includes one compressor.
- Drawer/door front options include painted, laminate, or wood.
- Laminate fronts can be specified with:
 - Painted steel or laminate lockbar
 - Painted steel, translucent, or laminate top
- Wood fronts can be specified with:
 - Painted steel or wood lockbar
 - Painted steel, translucent, or wood top
- Optional drawer/door pulls include Ellipse, Radius, Taper, Crescent, Linear, Classic, and J-Pull.
 - Ellipse pull available in non-Metallic trim colors only
 - Radius pull available in Metallic trim colors only
 - Taper and J-Pull pull trim color matches case trim color
 - Crescent, Linear and Classic pulls are brushed nickel finish
 - J-Pull available with touch latch doors only
- Standard door or touch latch door choice is determined by pull style code.
- Drawers have full extension steel ball-bearing slides.
- Drawer Interiors and accessories are black finish color.
- Bookcase, shelf, and valet interior match case color.
- Single lock secures all drawers. Valet locks separately.
- Locks in tower are randomly keyed.
- Lock plugs are available in black or chrome.
- For lock options, refer to Lock Program section of the Accessories Price List.
- Glides provide 1.5"(38mm) adjustment range.

Specification Tips

- Optional white translucent top adds 2.75"(70mm) to overall height of unit.
- Additional shelves can be specified separately.

To Order, Specify:

Painted Steel Drawer/Door Fronts

- Product number, including:
 - Front/Lockbar Option:**
 - SS** Painted steel fronts/painted steel lockbar
 - Pull** (see side bar)
 - \$42.62** upcharge list for touch latch door(s).
 - Top Option:**
 - R** Regular top
 - T** Translucent top, add **\$789.06** list
- Trim color for case and front.
- Trim color for pull (Ellipse and Radius only).
 - Ellipse (Non-Metallic trim colors only)
 - Radius (Metallic trim colors only; upcharge for Metallic trim on pull is included in price.)
- Trim color for lock plug.

To Order, Specify (cont'd):

Laminate Drawer/Door Fronts

- Product number, including:
 - Front/Lockbar Option:**
 - LL** Laminate fronts/painted steel lockbar
 - TT** Laminate fronts/laminate lockbar, add **\$63.93** list
 - Pull** (see side bar)
 - \$42.62** upcharge list for touch latch door(s).
 - Top Option:**
 - R** Regular top
 - T** Translucent top, add **\$789.06** list
 - L** Laminate top, add **\$191.85** list
- Trim color for case.
- Trim color for pull (Ellipse and Radius only).
 - Ellipse (Non-Metallic trim colors only)
 - Radius (Metallic trim colors only; upcharge for Metallic trim on pull is included in price.)
- Laminate color for drawer/door fronts (and top, if laminate top is specified).
- Edge trim color for drawer/door fronts (and top, if laminate top is specified).
- Trim color for lock plug.

Wood Drawer/Door Fronts

- Product number, including:
 - Front/Lockbar Option:**
 - WW** Wood fronts/painted steel lockbar
 - RR** Wood fronts/wood lockbar, add **\$123.01** list
 - Pull** (see side bar)
 - \$42.62** upcharge list for touch latch door(s).
 - Top Option:**
 - R** Regular top
 - T** Translucent top, add **\$789.06** list
 - W** Wood top, add **\$368.97** list
- Trim color for case.
- Trim color for pull (Ellipse and Radius only).
 - Ellipse (Non-Metallic trim colors only)
 - Radius (Metallic trim colors only; upcharge for Metallic trim on pull is included in price.)
- Wood finish for drawer/door fronts (and top, if wood top is specified).
- Trim color for lock plug.

X Series 24" Wide Personal Storage Towers

5H Personal Storage Tower with Bookcase Upper Storage

Actual Depth	Actual Width	Pull	Number ① ② ③	Painted Trim		Laminate A Trim		Laminate B Trim		Wood Group A Trim		Wood Group B Trim	
				Trim A	Trim B	Trim A	Trim B	Trim A	Trim B	Trim A	Trim B	Trim A	Trim B
5H, 56.5" (1435mm) — Box/Box/File, Valet Right													
23.625" (600mm)	24" (610mm)	1	J2BB-5624-1	\$3520.77	\$3802.81	\$3820.58	\$4048.51	\$3975.07	\$4203.00	\$4192.49	\$4420.42	\$4541.79	\$4769.72
		J	J2BB-5624-J	3563.39	3845.43	N/A	N/A	N/A	N/A	N/A	N/A	N/A	N/A
		2, 3	J2BB-5624-2,3	3684.81	3966.85	\$3984.62	\$4212.55	\$4139.11	\$4367.04	\$4356.53	\$4584.46	\$4705.83	\$4933.76
		7, 8, 9	J2BB-5624-7,8,9	3724.21	4006.25	4024.02	4251.95	4178.51	4406.44	4395.93	4623.86	4745.23	4973.16
		K	J2BB-5624-K	N/A	N/A	4158.37	4386.30	4312.86	4540.79	4530.28	4758.21	4879.58	5107.51
5H, 56.5" (1435mm) — Box/Box/File, Valet Left													
23.625" (600mm)	24" (610mm)	1	J2BE-5624-1	\$3520.77	\$3802.81	\$3820.58	\$4048.51	\$3975.07	\$4203.00	\$4192.49	\$4420.42	\$4541.79	\$4769.72
		J	J2BE-5624-J	3563.39	3845.43	N/A	N/A	N/A	N/A	N/A	N/A	N/A	N/A
		2, 3	J2BE-5624-2,3	3684.81	3966.85	\$3984.62	\$4212.55	\$4139.11	\$4367.04	\$4356.53	\$4584.46	\$4705.83	\$4933.76
		7, 8, 9	J2BE-5624-7,8,9	3724.21	4006.25	4024.02	4251.95	4178.51	4406.44	4395.93	4623.86	4745.23	4973.16
		K	J2BE-5624-K	N/A	N/A	4158.37	4386.30	4312.86	4540.79	4530.28	4758.21	4879.58	5107.51
5H, 56.5" (1435mm) — File/File, Valet Right													
23.625" (600mm)	24" (610mm)	1	J2BG-5624-1	\$3422.37	\$3704.44	\$3705.78	\$3933.71	\$3851.09	\$4079.02	\$4061.30	\$4289.23	\$4410.60	\$4638.53
		J	J2BG-5624-J	3464.99	3747.06	N/A	N/A	N/A	N/A	N/A	N/A	N/A	N/A
		2, 3	J2BG-5624-2,3	3545.40	3827.47	\$3828.81	\$4056.74	\$3974.12	\$4202.05	\$4184.33	\$4412.26	\$4533.63	\$4761.56
		7, 8, 9	J2BG-5624-7,8,9	3574.95	3857.02	3858.36	4086.29	4003.67	4231.60	4213.88	4441.81	4563.18	4791.11
		K	J2BG-5624-K	N/A	N/A	3945.18	4173.11	4090.49	4318.42	4300.70	4528.63	4650.00	4877.93
5H, 56.5" (1435mm) — File/File, Valet Left													
23.625" (600mm)	24" (610mm)	1	J2BJ-5624-1	\$3422.37	\$3704.44	\$3705.78	\$3933.71	\$3851.09	\$4079.02	\$4061.30	\$4289.23	\$4410.60	\$4638.53
		J	J2BJ-5624-J	3464.99	3747.06	N/A	N/A	N/A	N/A	N/A	N/A	N/A	N/A
		2, 3	J2BJ-5624-2,3	3545.40	3827.47	\$3828.81	\$4056.74	\$3974.12	\$4202.05	\$4184.33	\$4412.26	\$4533.63	\$4761.56
		7, 8, 9	J2BJ-5624-7,8,9	3574.95	3857.02	3858.36	4086.29	4003.67	4231.60	4213.88	4441.81	4563.18	4791.11
		K	J2BJ-5624-K	N/A	N/A	3945.18	4173.11	4090.49	4318.42	4300.70	4528.63	4650.00	4877.93
5H, 63.5" (1613mm) — Box/Box/File, Valet Right													
23.625" (600mm)	24" (610mm)	1	J2BB-6324-1	\$3568.33	\$3881.54	\$4091.43	\$4319.36	\$4267.63	\$4495.56	\$4657.21	\$4885.14	\$4791.66	\$5019.59
		J	J2BB-6324-J	3610.95	3924.16	N/A	N/A	N/A	N/A	N/A	N/A	N/A	N/A
		2, 3	J2BB-6324-2,3	3732.37	4045.58	\$4255.47	\$4483.40	\$4431.67	\$4659.60	\$4821.25	\$5049.18	\$4955.70	\$5183.63
		7, 8, 9	J2BB-6324-7,8,9	3771.77	4084.98	4294.87	4522.80	4471.07	4699.00	4860.65	5088.58	4995.10	5223.03
		K	J2BB-6324-K	N/A	N/A	4429.22	4657.15	4605.42	4833.35	4995.00	5222.93	5129.45	5357.38
5H, 63.5" (1613mm) — Box/Box/File, Valet Left													
23.625" (600mm)	24" (610mm)	1	J2BE-6324-1	\$3568.33	\$3881.54	\$4091.43	\$4319.36	\$4267.63	\$4495.56	\$4657.21	\$4885.14	\$4791.66	\$5019.59
		J	J2BE-6324-J	3610.95	3924.16	N/A	N/A	N/A	N/A	N/A	N/A	N/A	N/A
		2, 3	J2BE-6324-2,3	3732.37	4045.58	\$4255.47	\$4483.40	\$4431.67	\$4659.60	\$4821.25	\$5049.18	\$4955.70	\$5183.63
		7, 8, 9	J2BE-6324-7,8,9	3771.77	4084.98	4294.87	4522.80	4471.07	4699.00	4860.65	5088.58	4995.10	5223.03
		K	J2BE-6324-K	N/A	N/A	4429.22	4657.15	4605.42	4833.35	4995.00	5222.93	5129.45	5357.38
5H, 63.5" (1613mm) — File/File, Valet Right													
23.625" (600mm)	24" (610mm)	1	J2BG-6324-1	\$3469.93	\$3783.17	\$3976.63	\$4204.56	\$4143.65	\$4371.58	\$4526.02	\$4753.95	\$4660.47	\$4888.40
		J	J2BG-6324-J	3512.55	3825.79	N/A	N/A	N/A	N/A	N/A	N/A	N/A	N/A
		2, 3	J2BG-6324-2,3	3592.96	3906.20	\$4099.66	\$4327.59	\$4266.68	\$4494.61	\$4649.05	\$4876.98	\$4783.50	\$5011.43
		7, 8, 9	J2BG-6324-7,8,9	3622.51	3935.75	4129.21	4357.14	4296.23	4524.16	4678.60	4906.53	4813.05	5040.98
		K	J2BG-6324-K	N/A	N/A	4216.03	4443.96	4383.05	4610.98	4765.42	4993.35	4899.87	5127.80
5H, 63.5" (1613mm) — File/File, Valet Left													
23.625" (600mm)	24" (610mm)	1	J2BJ-6324-1	\$3469.93	\$3783.17	\$3976.63	\$4204.56	\$4143.65	\$4371.58	\$4526.02	\$4753.95	\$4660.47	\$4888.40
		J	J2BJ-6324-J	3512.55	3825.79	N/A	N/A	N/A	N/A	N/A	N/A	N/A	N/A
		2, 3	J2BJ-6324-2,3	3592.96	3906.20	\$4099.66	\$4327.59	\$4266.68	\$4494.61	\$4649.05	\$4876.98	\$4783.50	\$5011.43
		7, 8, 9	J2BJ-6324-7,8,9	3622.51	3935.75	4129.21	4357.14	4296.23	4524.16	4678.60	4906.53	4813.05	5040.98
		K	J2BJ-6324-K	N/A	N/A	4216.03	4443.96	4383.05	4610.98	4765.42	4993.35	4899.87	5127.80

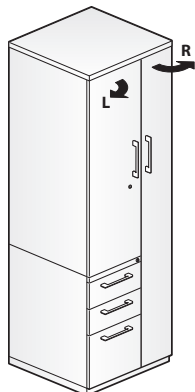
X Series 24" Wide Personal Storage Towers

5H Personal Storage Tower with Bookcase Upper Storage

Actual Depth	Actual Width	Pull	Number ① ② ③	Painted		Laminate A		Laminate B		Wood Group A		Wood Group B		
				Trim A	Trim B	Trim A	Trim B	Trim A	Trim B	Trim A	Trim B			
5H, 64.5" (1638mm) — Box/Box/File, Valet Right														
23.625" (600mm)	24" (610mm)	1	J2BB-6424- 1		\$3656.90	\$3975.00	\$4019.31	\$4247.24	\$4189.73	\$4417.66	\$4411.23	\$4639.16	\$4799.91	\$5027.84
		J	J2BB-6424- J		3699.52	4017.62	N/A	N/A	N/A	N/A	N/A	N/A	N/A	N/A
		2, 3	J2BB-6424-		3820.94	4139.04	\$4183.35	\$4411.28	\$4353.77	\$4581.70	\$4575.27	\$4803.20	\$4963.95	\$5191.88
		7, 8, 9	J2BB-6424-		3860.34	4178.44	4222.75	4450.68	4393.17	4621.10	4614.67	4842.60	5003.35	5231.28
		K	J2BB-6424- K		N/A	N/A	4357.10	4585.03	4527.52	4755.45	4749.02	4976.95	5137.70	5365.63
5H, 64.5" (1638mm) — Box/Box/File, Valet Left														
23.625" (600mm)	24" (610mm)	1	J2BE-6424- 1		\$3656.90	\$3975.00	\$4019.31	\$4247.24	\$4189.73	\$4417.66	\$4411.23	\$4639.16	\$4799.91	\$5027.84
		J	J2BE-6424- J		3699.52	4017.62	N/A	N/A	N/A	N/A	N/A	N/A	N/A	N/A
		2, 3	J2BE-6424-		3820.94	4139.04	\$4183.35	\$4411.28	\$4353.77	\$4581.70	\$4575.27	\$4803.20	\$4963.95	\$5191.88
		7, 8, 9	J2BE-6424-		3860.34	4178.44	4222.75	4450.68	4393.17	4621.10	4614.67	4842.60	5003.35	5231.28
		K	J2BE-6424- K		N/A	N/A	4357.10	4585.03	4527.52	4755.45	4749.02	4976.95	5137.70	5365.63
5H, 64.5" (1638mm) — File/File, Valet Right														
23.625" (600mm)	24" (610mm)	1	J2BG-6424- 1		\$3558.50	\$3876.63	\$3904.51	\$4132.44	\$4065.75	\$4293.68	\$4280.04	\$4507.97	\$4668.72	\$4896.65
		J	J2BG-6424- J		3601.12	3919.25	N/A	N/A	N/A	N/A	N/A	N/A	N/A	N/A
		2, 3	J2BG-6424-		3681.53	3999.66	\$4027.54	\$4255.47	\$4188.78	\$4416.71	\$4403.07	\$4631.00	\$4791.75	\$5019.68
		7, 8, 9	J2BG-6424-		3711.08	4029.21	4057.09	4285.02	4218.33	4446.26	4432.62	4660.55	4821.30	5049.23
		K	J2BG-6424- K		N/A	N/A	4143.91	4371.84	4305.15	4533.08	4519.44	4747.37	4908.12	5136.05
5H, 64.5" (1638mm) — File/File, Valet Left														
23.625" (600mm)	24" (610mm)	1	J2BJ-6424- 1		\$3558.50	\$3876.63	\$3904.51	\$4132.44	\$4065.75	\$4293.68	\$4280.04	\$4507.97	\$4668.72	\$4896.65
		J	J2BJ-6424- J		3601.12	3919.25	N/A	N/A	N/A	N/A	N/A	N/A	N/A	N/A
		2, 3	J2BJ-6424-		3681.53	3999.66	\$4027.54	\$4255.47	\$4188.78	\$4416.71	\$4403.07	\$4631.00	\$4791.75	\$5019.68
		7, 8, 9	J2BJ-6424-		3711.08	4029.21	4057.09	4285.02	4218.33	4446.26	4432.62	4660.55	4821.30	5049.23
		K	J2BJ-6424- K		N/A	N/A	4143.91	4371.84	4305.15	4533.08	4519.44	4747.37	4908.12	5136.05

X Series 24" Wide Personal Storage Towers

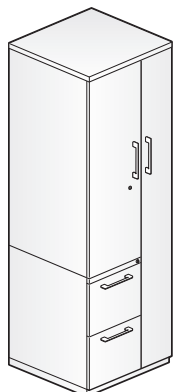
6H Personal Storage Tower with Hinged Door Upper Storage



J2HB-7324 (Right)



J2HN-7324 (Right)



J2HG-7324 (Right)



J2HM-7324 (Right)

Features

- Includes:
 - Pedestal section with multiple box and file drawer configurations
 - Valet with coat rod
 - Upper storage unit with one or more removable shelves
- Tower with box drawers includes a single pencil tray.
- Storage unit in tower with Box/Box/File or File/File drawers includes three removable shelves.
- Storage unit in tower with Box/Box/File/File or File/File/File drawers includes two removable shelves.
- Each box drawer includes one divider.
- Each file drawer includes one compressor.
- Drawer/door front options include painted, laminate, or wood.
- Laminate fronts can be specified with:
 - Painted steel or laminate lockbar
 - Painted steel, translucent, or laminate top
- Wood fronts can be specified with:
 - Painted steel or wood lockbar
 - Painted steel, translucent, or wood top
- Optional drawer/door pulls include Ellipse, Radius, Taper, Crescent, Linear, Classic, and J-Pull.
 - Ellipse pull available in non-Metallic trim colors only
 - Radius pull available in Metallic trim colors only
 - Taper and J-Pull pull trim color matches case trim color
 - Crescent, Linear and Classic pulls are brushed nickel finish
 - J-Pull available with touch latch doors only
- Standard door or touch latch door choice is determined by pull style code.
- Drawers have full extension steel ball-bearing slides.
- Interiors and accessories are black finish color.
- Single lock secures all drawers. Separate lock secures storage unit and valet.
- Locks in tower are randomly keyed.
- Lock plugs are available in black or chrome.
- For lock options, refer to Lock Program section of the Accessories Price List.
- Glides provide 1.5"(38mm) adjustment range.

Specification Tips

- Optional white translucent top adds 2.75"(70mm) to overall height of unit.
- Additional shelves can be specified separately.

To Order, Specify:

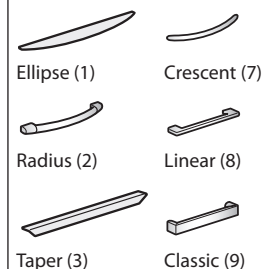
Painted Steel Drawer/Door Fronts

- Product number, including:

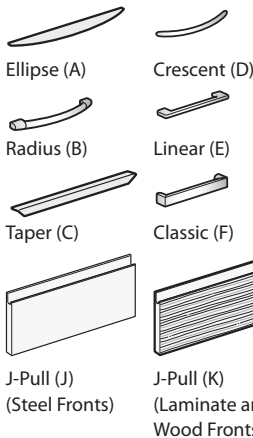
1 Front/Lockbar Option:

- SS** Painted steel fronts/painted steel lockbar

2 Standard Door Pull Styles



2 Touch Latch Door Pull Styles



To Order, Specify (cont'd):

2 Pull (see side bar)

\$42.62 upcharge list for touch latch door(s).

3 Top Option:

- R** Regular top
- T** Translucent top, add \$789.06 list

2) Trim color for case and front.

3) Trim color for pull (Ellipse and Radius only).

- Ellipse (Non-Metallic trim colors only)
- Radius (Metallic trim colors only; upcharge for Metallic trim on pull is included in price.)

4) Trim color for lock plug.

Laminate Drawer/Door Fronts

1) Product number, including:

1 Front/Lockbar Option:

- LL** Laminate fronts/painted steel lockbar
- TT** Laminate fronts/laminate lockbar, add \$63.93 list

2 Pull (see side bar)

\$42.62 upcharge list for touch latch door(s).

3 Top Option:

- R** Regular top
- T** Translucent top, add \$789.06 list
- L** Laminate top, add \$191.85 list

2) Trim color for case.

3) Trim color for pull (Ellipse and Radius only).

- Ellipse (Non-Metallic trim colors only)
- Radius (Metallic trim colors only; upcharge for Metallic trim on pull is included in price.)

4) Laminate color for drawer/door fronts (and top, if laminate top is specified).

5) Edge trim color for drawer/door fronts (and top, if laminate top is specified).

6) Trim color for lock plug.

Wood Drawer/Door Fronts

1) Product number, including:

1 Front/Lockbar Option:

- WW** Wood fronts/painted steel lockbar
- RR** Wood fronts/wood lockbar, add \$123.01 list

2 Pull (see side bar)

\$42.62 upcharge list for touch latch door(s).

3 Top Option:

- R** Regular top
- T** Translucent top, add \$789.06 list
- W** Wood top, add \$368.97 list

2) Trim color for case.

3) Trim color for pull (Ellipse and Radius only).

- Ellipse (Non-Metallic trim colors only)
- Radius (Metallic trim colors only; upcharge for Metallic trim on pull is included in price.)

4) Wood finish for drawer/door fronts (and top, if wood top is specified).

5) Trim color for lock plug.

X Series 24" Wide Personal Storage Towers

6H Personal Storage Tower with Hinged Door Upper Storage


Actual Depth	Actual Width	Pull	Number ① ② ③	Painted Trim A	Trim B	Laminate A Trim A	Trim B	Laminate B Trim A	Trim B	Wood Group A Trim A	Trim B	Wood Group B Trim A	Trim B
6H, 73.5" (1867mm) — Box/Box/File, Valet Right													
23.625" (600mm)	24" (610mm)	1	J2HB-7324- 1	\$4524.39	\$4885.09	\$5058.99	\$5349.21	\$5312.56	\$5602.78	\$5636.19	\$5926.41	\$5808.40	\$6098.62
		J	J2HB-7324- J	4567.01	4927.71	N/A	N/A	N/A	N/A	N/A	N/A	N/A	N/A
		2, 3	J2HB-7324-	4729.44	5090.14	\$5264.04	\$5554.26	\$5517.61	\$5807.83	\$5841.24	\$6131.46	\$6013.45	\$6303.67
		7, 8, 9	J2HB-7324-	4778.69	5139.39	5313.29	5603.51	5566.86	5857.08	5890.49	6180.71	6062.70	6352.92
		K	J2HB-7324- K	N/A	N/A	5396.78	5687.00	5650.35	5940.57	5973.98	6264.20	6146.19	6436.41
6H, 73.5" (1867mm) — Box/Box/File, Valet Left													
23.625" (600mm)	24" (610mm)	1	J2HE-7324- 1	\$4524.39	\$4885.09	\$5058.99	\$5349.21	\$5312.56	\$5602.78	\$5636.19	\$5926.41	\$5808.40	\$6098.62
		J	J2HE-7324- J	4567.01	4927.71	N/A	N/A	N/A	N/A	N/A	N/A	N/A	N/A
		2, 3	J2HE-7324-	4729.44	5090.14	\$5264.04	\$5554.26	\$5517.61	\$5807.83	\$5841.24	\$6131.46	\$6013.45	\$6303.67
		7, 8, 9	J2HE-7324-	4778.69	5139.39	5313.29	5603.51	5566.86	5857.08	5890.49	6180.71	6062.70	6352.92
		K	J2HE-7324- K	N/A	N/A	5396.78	5687.00	5650.35	5940.57	5973.98	6264.20	6146.19	6436.41
6H, 73.5" (1867mm) — Box/Box/File/File, Valet Right													
23.625" (600mm)	24" (610mm)	1	J2HN-7324- 1	\$4996.67	\$5357.40	\$5523.03	\$5813.25	\$5813.75	\$6103.97	\$6090.44	\$6380.66	\$6282.30	\$6572.52
		J	J2HN-7324- J	5039.29	5400.02	N/A	N/A	N/A	N/A	N/A	N/A	N/A	N/A
		2, 3	J2HN-7324-	5160.71	5521.44	\$5687.07	\$5977.29	\$5977.79	\$6268.01	\$6254.48	\$6544.70	\$6446.34	\$6736.56
		7, 8, 9	J2HN-7324-	5200.11	5560.84	5726.47	6016.69	6017.19	6307.41	6293.88	6584.10	6485.74	6775.96
		K	J2HN-7324- K	N/A	N/A	5959.21	6249.43	6249.93	6540.15	6526.62	6816.84	6718.48	7008.70
6H, 73.5" (1867mm) — Box/Box/File/File, Valet Left													
23.625" (600mm)	24" (610mm)	1	J2HH-7324- 1	\$4996.67	\$5357.40	\$5523.03	\$5813.25	\$5813.75	\$6103.97	\$6090.44	\$6380.66	\$6282.30	\$6572.52
		J	J2HH-7324- J	5039.29	5400.02	N/A	N/A	N/A	N/A	N/A	N/A	N/A	N/A
		2, 3	J2HH-7324-	5160.71	5521.44	\$5687.07	\$5977.29	\$5977.79	\$6268.01	\$6254.48	\$6544.70	\$6446.34	\$6736.56
		7, 8, 9	J2HH-7324-	5200.11	5560.84	5726.47	6016.69	6017.19	6307.41	6293.88	6584.10	6485.74	6775.96
		K	J2HH-7324- K	N/A	N/A	5959.21	6249.43	6249.93	6540.15	6526.62	6816.84	6718.48	7008.70
6H, 73.5" (1867mm) — File/File, Valet Right													
23.625" (600mm)	24" (610mm)	1	J2HG-7324- 1	\$4425.99	\$4786.72	\$4944.19	\$5234.41	\$5188.58	\$5478.80	\$5505.00	\$5795.22	\$5677.21	\$5967.43
		J	J2HG-7324- J	4468.61	4829.34	N/A	N/A	N/A	N/A	N/A	N/A	N/A	N/A
		2, 3	J2HG-7324-	4590.03	4950.76	\$5108.23	\$5398.45	\$5352.62	\$5642.84	\$5669.04	\$5959.26	\$5841.25	\$6131.47
		7, 8, 9	J2HG-7324-	4629.43	4990.16	5147.63	5437.85	5392.02	5682.24	5708.44	5998.66	5880.65	6170.87
		K	J2HG-7324- K	N/A	N/A	5183.59	5473.81	5427.98	5718.20	5744.40	6034.62	5916.61	6206.83
6H, 73.5" (1867mm) — File/File, Valet Left													
23.625" (600mm)	24" (610mm)	1	J2HJ-7324- 1	\$4425.99	\$4786.72	\$4944.19	\$5234.41	\$5188.58	\$5478.80	\$5505.00	\$5795.22	\$5677.21	\$5967.43
		J	J2HJ-7324- J	4468.61	4829.34	N/A	N/A	N/A	N/A	N/A	N/A	N/A	N/A
		2, 3	J2HJ-7324-	4590.03	4950.76	\$5108.23	\$5398.45	\$5352.62	\$5642.84	\$5669.04	\$5959.26	\$5841.25	\$6131.47
		7, 8, 9	J2HJ-7324-	4629.43	4990.16	5147.63	5437.85	5392.02	5682.24	5708.44	5998.66	5880.65	6170.87
		K	J2HJ-7324- K	N/A	N/A	5183.59	5473.81	5427.98	5718.20	5744.40	6034.62	5916.61	6206.83
6H, 73.5" (1867mm) — File/File/File, Valet Right													
23.625" (600mm)	24" (610mm)	1	J2HM-7324- 1	\$4898.26	\$5258.98	\$5411.52	\$5701.74	\$5693.31	\$5983.53	\$5967.45	\$6257.67	\$6151.10	\$6441.32
		J	J2HM-7324- J	4940.88	5301.60	N/A	N/A	N/A	N/A	N/A	N/A	N/A	N/A
		2, 3	J2HM-7324-	5103.31	5464.03	\$5616.57	\$5906.79	\$5898.36	\$6188.58	\$6172.50	\$6462.72	\$6356.15	\$6646.37
		7, 8, 9	J2HM-7324-	5152.56	5513.28	5665.82	5956.04	5947.61	6237.83	6221.75	6511.97	6405.40	6695.62
		K	J2HM-7324- K	N/A	N/A	5749.31	6039.53	6031.10	6321.32	6305.24	6595.46	6488.89	6779.11
6H, 73.5" (1867mm) — File/File/File, Valet Left													
23.625" (600mm)	24" (610mm)	1	J2HA-7324- 1	\$4898.26	\$5258.98	\$5411.52	\$5701.74	\$5693.31	\$5983.53	\$5967.45	\$6257.67	\$6151.10	\$6441.32
		J	J2HA-7324- J	4940.88	5301.60	N/A	N/A	N/A	N/A	N/A	N/A	N/A	N/A
		2, 3	J2HA-7324-	5103.31	5464.03	\$5616.57	\$5906.79	\$5898.36	\$6188.58	\$6172.50	\$6462.72	\$6356.15	\$6646.37
		7, 8, 9	J2HA-7324-	5152.56	5513.28	5665.82	5956.04	5947.61	6237.83	6221.75	6511.97	6405.40	6695.62
		K	J2HA-7324- K	N/A	N/A	5749.31	6039.53	6031.10	6321.32	6305.24	6595.46	6488.89	6779.11

X Series 24" Wide Personal Storage Towers

6H Personal Storage Tower with Bookcase Upper Storage



J2BB-7324 (Right)



J2BG-7324 (Right)

Features

- Includes:
 - Pedestal section with multiple box and file drawer configurations
 - Valet with coat rod
 - Side-facing bookcase with three shelves that adjust in 6.25"(159mm) increments
- Tower with box drawers includes a single pencil tray.
- Each box drawer includes one divider.
- Each file drawer includes one compressor.
- Drawer/door front options include painted, laminate, or wood.
- Laminate fronts can be specified with:
 - Painted steel or laminate lockbar
 - Painted steel, translucent, or laminate top
- Wood fronts can be specified with:
 - Painted steel or wood lockbar
 - Painted steel, translucent, or wood top
- Optional drawer/door pulls include Ellipse, Radius, Taper, Crescent, Linear, Classic, and J-Pull.
 - Ellipse pull available in non-Metallic trim colors only
 - Radius pull available in Metallic trim colors only
 - Taper and J-Pull pull trim color matches case trim color
 - Crescent, Linear and Classic pulls are brushed nickel finish
 - J-Pull available with touch latch doors only
- Standard door or touch latch door choice is determined by pull style code.
- Drawers have full extension steel ball-bearing slides.
- Drawer Interiors and accessories are black finish color.
- Bookcase, shelf, and valet interior match case color.
- Single lock secures all drawers. Valet locks separately.
- Locks in tower are randomly keyed.
- Lock plugs are available in black or chrome.
- For lock options, refer to Lock Program section of the Accessories Price List.
- Glides provide 1.5"(38mm) adjustment range.

Specification Tips

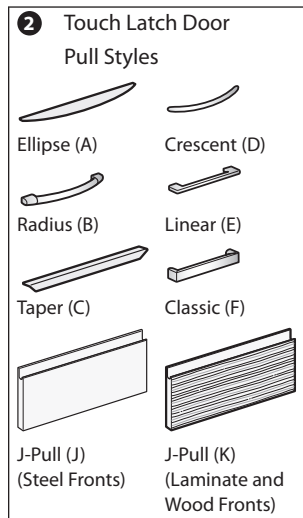
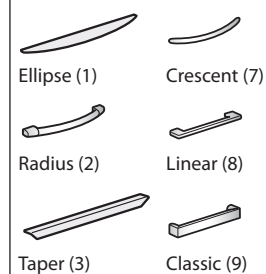
- Optional white translucent top adds 2.75"(70mm) to overall height of unit.
- Additional shelves can be specified separately.

To Order, Specify:

Painted Steel Drawer/Door Fronts

- Product number, including:
 - SS** Painted steel fronts/painted steel lockbar
- Pull** (see side bar)
 - \$42.62** upcharge list for touch latch door(s).

Standard Door Pull Styles



To Order, Specify (cont'd):

3 Top Option:

- R** Regular top
- T** Translucent top, add **\$789.06** list

- Trim color for case and front.
- Trim color for pull (Ellipse and Radius only).
 - Ellipse (Non-Metallic trim colors only)
 - Radius (Metallic trim colors only; upcharge for Metallic trim on pull is included in price.)
- Trim color for lock plug.

Laminate Drawer/Door Fronts

- Product number, including:

1 Front/Lockbar Option:

- LL** Laminate fronts/painted steel lockbar
- TT** Laminate fronts/laminate lockbar, add **\$63.93** list

2 Pull (see side bar)

\$42.62 upcharge list for touch latch door(s).

3 Top Option:

- R** Regular top
- T** Translucent top, add **\$789.06** list
- L** Laminate top, add **\$191.85** list

- Trim color for case.
- Trim color for pull (Ellipse and Radius only).
 - Ellipse (Non-Metallic trim colors only)
 - Radius (Metallic trim colors only; upcharge for Metallic trim on pull is included in price.)
- Laminate color for drawer/door fronts (and top, if laminate top is specified).
- Edge trim color for drawer/door fronts (and top, if laminate top is specified).
- Trim color for lock plug.

Wood Drawer/Door Fronts

- Product number, including:

1 Front/Lockbar Option:

- WW** Wood fronts/painted steel lockbar
- RR** Wood fronts/wood lockbar, add **\$123.01** list

2 Pull (see side bar)

\$42.62 upcharge list for touch latch door(s).

3 Top Option:

- R** Regular top
- T** Translucent top, add **\$789.06** list
- W** Wood top, add **\$368.97** list

- Trim color for case.
- Trim color for pull (Ellipse and Radius only).
 - Ellipse (Non-Metallic trim colors only)
 - Radius (Metallic trim colors only; upcharge for Metallic trim on pull is included in price.)
- Wood finish for drawer/door fronts (and top, if wood top is specified).
- Trim color for lock plug.

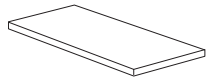
X Series 24" Wide Personal Storage Towers

6H Personal Storage Tower with Bookcase Upper Storage

Actual Depth	Actual Width	Pull	Number ① ② ③	Painted		Laminate A		Laminate B		Wood Group A		Wood Group B	
				Trim A	Trim B	Trim A	Trim B	Trim A	Trim B	Trim A	Trim B	Trim A	Trim B
6H, 73.5"(1867mm) — Box/Box/File, Valet Right													
23.625" (600mm)	24" (610mm)	1	J2BB-7324- 1	\$4078.36	\$4439.04	\$4621.13	\$4911.35	\$4839.69	\$5129.91	\$5209.83	\$5500.05	\$5362.38	\$5652.60
		J	J2BB-7324- J	4120.98	4481.66	N/A	N/A	N/A	N/A	N/A	N/A	N/A	N/A
		2, 3	J2BB-7324-	4242.40	4603.08	\$4785.17	\$5075.39	\$5003.73	\$5293.95	\$5373.87	\$5664.09	\$5526.42	\$5816.64
		7, 8, 9	J2BB-7324-	4281.80	4642.48	4824.57	5114.79	5043.13	5333.35	5413.27	5703.49	5565.82	5856.04
		K	J2BB-7324- K	N/A	N/A	4958.92	5249.14	5177.48	5467.70	5547.62	5837.84	5700.17	5990.39
6H, 73.5"(1867mm) — Box/Box/File, Valet Left													
23.625" (600mm)	24" (610mm)	1	J2BE-7324- 1	\$4078.36	\$4439.04	\$4621.13	\$4911.35	\$4839.69	\$5129.91	\$5209.83	\$5500.05	\$5362.38	\$5652.60
		J	J2BE-7324- J	4120.98	4481.66	N/A	N/A	N/A	N/A	N/A	N/A	N/A	N/A
		2, 3	J2BE-7324-	4242.40	4603.08	\$4785.17	\$5075.39	\$5003.73	\$5293.95	\$5373.87	\$5664.09	\$5526.42	\$5816.64
		7, 8, 9	J2BE-7324-	4281.80	4642.48	4824.57	5114.79	5043.13	5333.35	5413.27	5703.49	5565.82	5856.04
		K	J2BE-7324- K	N/A	N/A	4958.92	5249.14	5177.48	5467.70	5547.62	5837.84	5700.17	5990.39
6H, 73.5"(1867mm) — File/File, Valet Right													
23.625" (600mm)	24" (610mm)	1	J2BG-7324- 1	\$3979.96	\$4340.67	\$4506.33	\$4796.55	\$4715.71	\$5005.93	\$5078.64	\$5368.86	\$5231.19	\$5521.41
		J	J2BG-7324- J	4022.58	4383.29	N/A	N/A	N/A	N/A	N/A	N/A	N/A	N/A
		2, 3	J2BG-7324-	4102.99	4463.70	\$4629.36	\$4919.58	\$4838.74	\$5128.96	\$5201.67	\$5491.89	\$5354.22	\$5644.44
		7, 8, 9	J2BG-7324-	4132.54	4493.25	4658.91	4949.13	4868.29	5158.51	5231.22	5521.44	5383.77	5673.99
		K	J2BG-7324- K	N/A	N/A	4745.73	5035.95	4955.11	5245.33	5318.04	5608.26	5470.59	5760.81
6H, 73.5"(1867mm) — File/File, Valet Left													
23.625" (600mm)	24" (610mm)	1	J2BJ-7324- 1	\$3979.96	\$4340.67	\$4506.33	\$4796.55	\$4715.71	\$5005.93	\$5078.64	\$5368.86	\$5231.19	\$5521.41
		J	J2BJ-7324- J	4022.58	4383.29	N/A	N/A	N/A	N/A	N/A	N/A	N/A	N/A
		2, 3	J2BJ-7324-	4102.99	4463.70	\$4629.36	\$4919.58	\$4838.74	\$5128.96	\$5201.67	\$5491.89	\$5354.22	\$5644.44
		7, 8, 9	J2BJ-7324-	4132.54	4493.25	4658.91	4949.13	4868.29	5158.51	5231.22	5521.44	5383.77	5673.99
		K	J2BJ-7324- K	N/A	N/A	4745.73	5035.95	4955.11	5245.33	5318.04	5608.26	5470.59	5760.81

X Series Personal Storage Tower Accessories

	Height	Depth	Width	Number	Price
Personal Storage Tower Hinged Door Storage Shelf	0.625"(16mm)	23"(584mm)	15"(381mm)	JTSA-15	\$110.43



JTSA-15

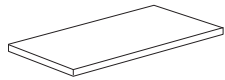
Features

- Includes shelf and clips.
- Black finish only.
- For use in X and V Series Personal Storage Towers.

To Order, Specify:

- 1) Product number.
(No finish specification required.)

Personal Storage Tower Side Bookcase Shelf



JTSA-24

	Height	Depth	Width	Number	Trim A	B
	0.625"(16mm)	15"(381mm)	23"(584mm)	JTSA-24	\$110.43	\$132.28

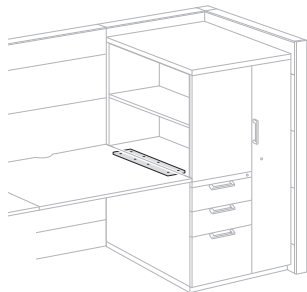
Features

- Includes shelf and clips.
- For use in X and V Series Personal Storage Towers.

To Order, Specify:

- 1) Product number.
- 2) Trim color.

Personal Storage Tower to Worksurface Bracket



ZJBB

	Height	Depth	Width	Number	Price
	0.625"(16mm)	6"(152mm)	20.187"(512mm)	ZJBB-0000-PN	\$122.83

Features

- Includes attachment hardware.
- Connects worksurfaces to X Series and V Series side bookcase towers only.
- Standard in Charcoal finish only.

To Order, Specify:

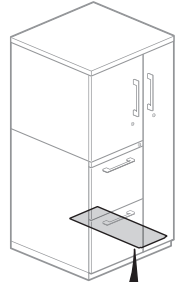
- 1) Product number.
(No finish specification required.)

Specification Tip

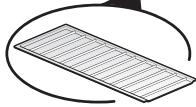
- In application, overhead storage not permitted on adjacent panel run.

X Series Personal Storage Tower Accessories

	Depth	Width	Number	Price
Personal Storage Tower Boot Tray	24"(610mm)	9"(229mm)	JAT-2409	\$83.49



Boot Tray



JAT-2409


Features

- Includes one black plastic tray.
- 9"(229mm) wide tray fits into the valet section of a personal storage tower.
- Boot tray is available in black only.

To Order, Specify:

- 1) Product number.
(No finish specification required.)

Storage-to-Panel Bracket



ZZBT-1900
Compose

Height	Depth	Width	Number	Trim A	B
Compose					
18.5"(470mm)	1.25"(32mm)	1.25"(32mm)	ZZBT-1900	\$266.35	\$287.23

Feature

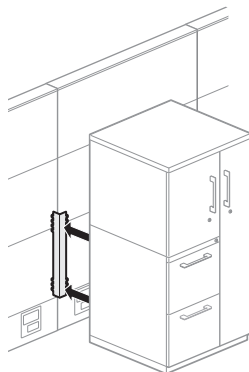
- Includes one non-handed steel bracket and attachment hardware.

Specification Tip

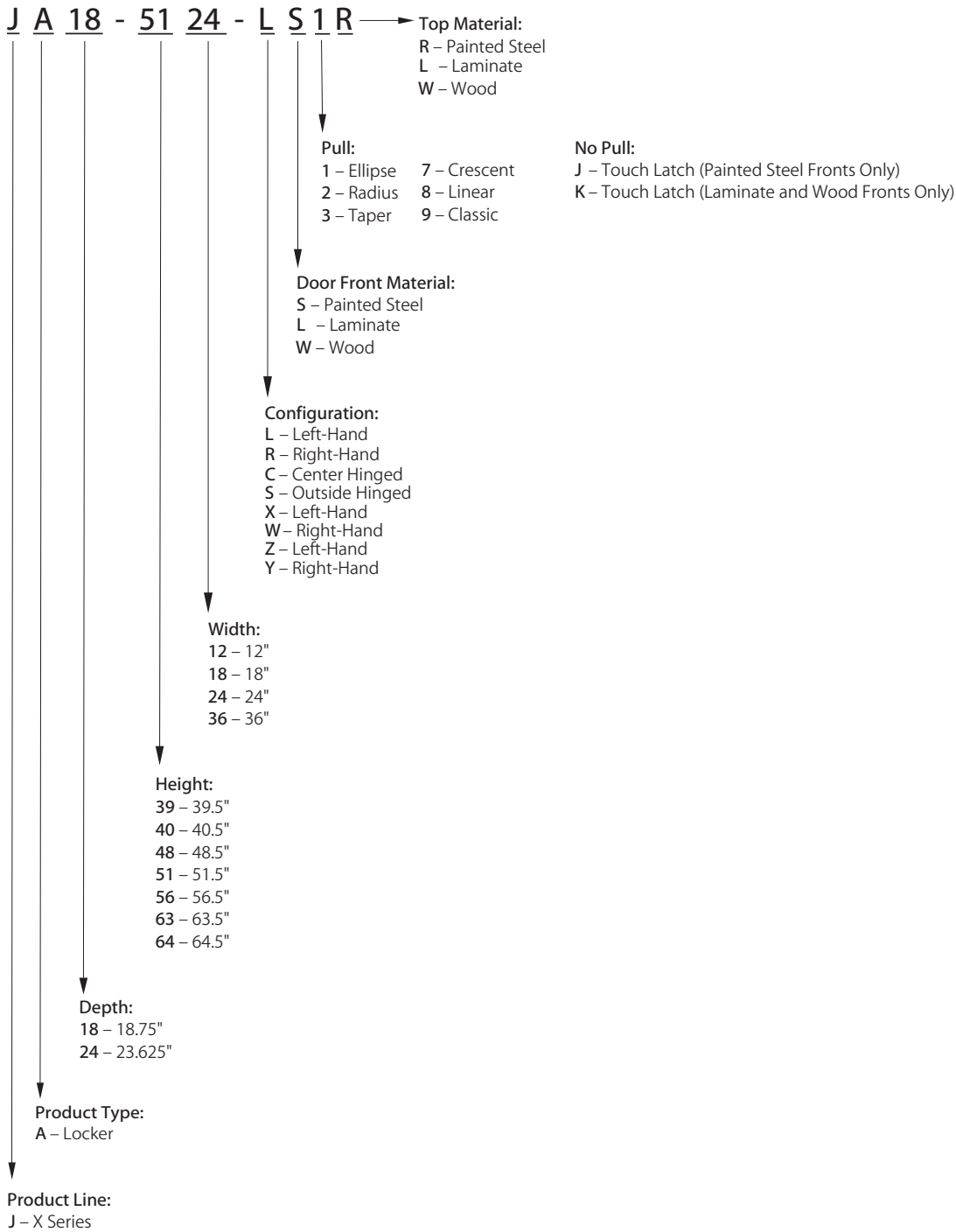
- Allows an X Series storage product to attach and provide support to a Compose panel.

To Order, Specify:

- 1) Product number.
- 2) Trim color.



X Series Lockers — Catalog Logic



X Series Lockers

Single Locker



JA18-5112-R



JA18-5118-R

Features

- Includes:
 - Upper shelf with coat rod and/or coat hooks below
 - Ventilated back panel
- 23.625”(651mm) deep locker includes a coat rod and a coat hook.
- 18.75”(476mm) deep locker includes one coat hook.
- Lockers up to 40.5”(1029mm) tall have one shelf that adjusts in 2”(51mm) increments.
- Lockers 48.5”(1232mm) and taller have one non-adjustable shelf located 6”(152mm) below top.
- 12”(305mm) wide locker is a single compartment.
- 18”(457mm) wide locker compartment is divided into a 6”(152mm) wide valet section and 12”(305mm) wide shelf section.
- Door front options include painted, laminate, or wood.
- Laminate fronts can be specified with painted steel or laminate top.
- Wood fronts can be specified with painted steel or wood top.
- Optional door pulls include Ellipse, Radius, Taper, Crescent, Linear, Classic, and No Pull (touch latch).
 - Ellipse pull available in non-Metallic trim colors only
 - Radius pull available in Metallic trim colors only
 - Taper pull trim color matches case color
 - Crescent, Linear and Classic pulls are brushed nickel finish
- Shelves and interior match case color.
- Lock plug is available in black or chrome.
- For lock options, refer to Lock Program section of the Accessories Price List.
- Glides provide 1.5”(38mm) adjustment range.

Specification Tips

- Single locker is dimensioned for use in a workstation.
- 12”(305mm) wide locker must be attached to a systems panel, wall or ganged to another locker.
 - To attach to a Compose panel, use a storage-to-panel bracket (ZZBT-1900), specified separately.
 - To gang Single/Double lockers with steel tops back-to-back or side by side, use ganging kit (6220-4002), available through eParts. To gang Single/Double lockers with wood/laminate top back-to-back or side-to-side use ganging kit (6220-4004), available through eParts.
- May be used adjacent to group locker of same height and depth; base aesthetic will differ slightly.
- The following accessories can be specified separately and field installed:
 - Shelf
 - Power module and bracket*
 - Locker shelf with suspended file frame (18”(457mm) wide locker only)
 - Locker shelf with personal drawer (18”(457mm) wide locker only)
 - Locker boot tray
 - Locker slat rail (18”(457mm) wide locker only)
- Locker shelf with suspended file frame, locker shelf with personal drawer, and slat rail can only be used on 18”(457mm) wide locker.
- File tops may be used for 18.75”(476mm) deep storage runs.

To Order, Specify:**Painted Steel Door Front**

- 1) Product number, including:

1 Door Orientation:

- L** Left-hand
- R** Right-hand

2 Door Front Option:

- S** Painted steel

3 Pull (see side bar)**4 Top Option:**

- R** Regular top

- 2) Trim color for case, front, and top.

- 3) Trim color for pull (Ellipse and Radius only).
 - Ellipse (Non-Metallic trim colors only)
 - Radius (Metallic trim colors only; upcharge for Metallic trim on pull is included in price.)

- 4) Trim color for lock plug.

*See Accessories Price List

To Order, Specify (cont'd):**Laminate Door Front**

- 1) Product number, including:

1 Door Orientation:

- L** Left-hand
- R** Right-hand

2 Door Front Option:

- L** Laminate

3 Pull (see side bar)**4 Top Option:**

- R** Regular top
- L** Laminate top, add **\$158.95** for 12”(305mm) wide; add **\$175.93** for 18”(457mm) wide

- 2) Trim color for case.

- 3) Trim color for pull (Ellipse and Radius only).
 - Ellipse (Non-Metallic trim colors only)
 - Radius (Metallic trim colors only; upcharge for Metallic trim on pull is included in price.)

- 4) Laminate color for door (and top, if laminate top is specified).

- 5) Edge trim color for door (and top, if laminate top is specified).

- 6) Trim color for lock plug.

Wood Door Front

- 1) Product number, including:

1 Door Orientation:

- L** Left-hand
- R** Right-hand

2 Door Front Option:

- W** Wood

3 Pull (see side bar)**4 Top Option:**

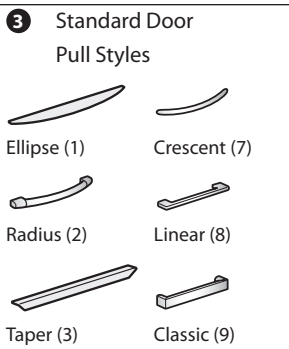
- R** Regular top
- W** Wood top, add **\$288.39** for 12”(305mm) wide, add **\$329.61** for 18”(457mm) wide

- 2) Trim color for case.

- 3) Trim color for pull (Ellipse and Radius only).
 - Ellipse (Non-Metallic trim colors only)
 - Radius (Metallic trim colors only; upcharge for Metallic trim on pull is included in price.)

- 4) Wood finish color for door (and top, if wood top is specified).

- 5) Trim color for lock plug.

**3 No Pulls**

Touch Latch Doors =
(J) Painted steel front,
(K) Laminate and Wood fronts.

X Series Lockers

Single Locker

Actual Depth	Actual Width	Pull	Number ①②③④	Painted Trim		Laminate A Trim		Laminate B Trim		Wood Group A Trim		Wood Group B Trim	
				Trim A	Trim B	Trim A	Trim B	Trim A	Trim B	Trim A	Trim B	Trim A	Trim B
39.5"(1003mm) High													
18.75" (476mm)	12" (305mm)	1	JA18-3912- [] [] 1	\$1738.25	\$1849.19	\$2062.14	\$2154.84	\$2088.05	\$2180.75	\$2386.00	\$2478.70	\$2501.34	\$2594.04
		J	JA18-3912- [] [] J	1781.09	1892.03	N/A	N/A	N/A	N/A	N/A	N/A	N/A	N/A
		2, 3	JA18-3912- [] [] []	1779.44	1890.38	\$2103.33	\$2196.03	\$2129.24	\$2221.94	\$2427.19	\$2519.89	\$2542.53	\$2635.23
		7, 8, 9	JA18-3912- [] [] []	1787.68	1898.62	2111.57	2204.27	2137.48	2230.18	2435.43	2528.13	2550.77	2643.47
		K	JA18-3912- [] [] K	N/A	N/A	2104.98	2197.68	2130.89	2223.59	2428.84	2521.54	2544.18	2636.88
18" (457mm)	12" (305mm)	1	JA18-3918- [] [] 1	\$2223.15	\$2343.57	\$2587.66	\$2685.04	\$2616.75	\$2714.13	\$2951.78	\$3049.16	\$3081.64	\$3179.02
		J	JA18-3918- [] [] J	2265.99	2386.41	N/A	N/A	N/A	N/A	N/A	N/A	N/A	N/A
		2, 3	JA18-3918- [] [] []	2264.34	2384.76	\$2628.85	\$2726.23	\$2657.94	\$2755.32	\$2992.97	\$3090.35	\$3122.83	\$3220.21
		7, 8, 9	JA18-3918- [] [] []	2272.58	2393.00	2637.09	2734.47	2666.18	2763.56	3001.21	3098.59	3131.07	3228.45
		K	JA18-3918- [] [] K	N/A	N/A	2630.50	2727.88	2659.59	2756.97	2994.62	3092.00	3124.48	3221.86
23.625" (600mm)	12" (305mm)	1	JA24-3912- [] [] 1	\$1784.33	\$1914.35	\$2108.22	\$2220.00	\$2134.13	\$2245.91	\$2432.08	\$2543.86	\$2547.42	\$2659.20
		J	JA24-3912- [] [] J	1827.17	1957.19	N/A	N/A	N/A	N/A	N/A	N/A	N/A	N/A
		2, 3	JA24-3912- [] [] []	1825.52	1955.54	\$2149.41	\$2261.19	\$2175.32	\$2287.10	\$2473.27	\$2585.05	\$2588.61	\$2700.39
		7, 8, 9	JA24-3912- [] [] []	1833.76	1963.78	2157.65	2269.43	2183.56	2295.34	2481.51	2593.29	2596.85	2708.63
		K	JA24-3912- [] [] K	N/A	N/A	2151.06	2262.84	2176.97	2288.75	2474.92	2586.70	2590.26	2702.04
18" (457mm)	12" (305mm)	1	JA24-3918- [] [] 1	\$2269.23	\$2408.73	\$2633.74	\$2750.20	\$2662.83	\$2779.29	\$2997.86	\$3114.32	\$3127.72	\$3244.18
		J	JA24-3918- [] [] J	2312.07	2451.57	N/A	N/A	N/A	N/A	N/A	N/A	N/A	N/A
		2, 3	JA24-3918- [] [] []	2310.42	2449.92	\$2674.93	\$2791.39	\$2704.02	\$2820.48	\$3039.05	\$3155.51	\$3168.91	\$3285.37
		7, 8, 9	JA24-3918- [] [] []	2318.66	2458.16	2683.17	2799.63	2712.26	2828.72	3047.29	3163.75	3177.15	3293.61
		K	JA24-3918- [] [] K	N/A	N/A	2676.58	2793.04	2705.67	2822.13	3040.70	3157.16	3170.56	3287.02
40.5"(1029mm) High													
18.75" (476mm)	12" (305mm)	1	JA18-4012- [] [] 1	\$1744.59	\$1859.01	\$2070.14	\$2165.93	\$2096.18	\$2191.97	\$2395.66	\$2491.45	\$2511.61	\$2607.40
		J	JA18-4012- [] [] J	1787.43	1901.85	N/A	N/A	N/A	N/A	N/A	N/A	N/A	N/A
		2, 3	JA18-4012- [] [] []	1785.78	1900.20	\$2111.33	\$2207.12	\$2137.37	\$2233.16	\$2436.85	\$2532.64	\$2552.80	\$2648.59
		7, 8, 9	JA18-4012- [] [] []	1794.02	1908.44	2119.57	2215.36	2145.61	2241.40	2445.09	2540.88	2561.04	2656.83
		K	JA18-4012- [] [] K	N/A	N/A	2112.98	2208.77	2139.02	2234.81	2438.50	2534.29	2554.45	2650.24
18" (457mm)	12" (305mm)	1	JA18-4018- [] [] 1	\$2234.23	\$2358.13	\$2600.40	\$2700.87	\$2629.62	\$2730.09	\$2966.18	\$3066.65	\$3096.65	\$3197.12
		J	JA18-4018- [] [] J	2277.07	2400.97	N/A	N/A	N/A	N/A	N/A	N/A	N/A	N/A
		2, 3	JA18-4018- [] [] []	2275.42	2399.32	\$2641.59	\$2742.06	\$2670.81	\$2771.28	\$3007.37	\$3107.84	\$3137.84	\$3238.31
		7, 8, 9	JA18-4018- [] [] []	2283.66	2407.56	2649.83	2750.30	2679.05	2779.52	3015.61	3116.08	3146.08	3246.55
		K	JA18-4018- [] [] K	N/A	N/A	2643.24	2743.71	2672.46	2772.93	3009.02	3109.49	3139.49	3239.96
23.625" (600mm)	12" (305mm)	1	JA24-4012- [] [] 1	\$1790.67	\$1924.17	\$2116.22	\$2231.09	\$2142.26	\$2257.13	\$2441.74	\$2556.61	\$2557.69	\$2672.56
		J	JA24-4012- [] [] J	1833.51	1967.01	N/A	N/A	N/A	N/A	N/A	N/A	N/A	N/A
		2, 3	JA24-4012- [] [] []	1831.86	1965.36	\$2157.41	\$2272.28	\$2183.45	\$2298.32	\$2482.93	\$2597.80	\$2598.88	\$2713.75
		7, 8, 9	JA24-4012- [] [] []	1840.10	1973.60	2165.65	2280.52	2191.69	2306.56	2491.17	2606.04	2607.12	2721.99
		K	JA24-4012- [] [] K	N/A	N/A	2159.06	2273.93	2185.10	2299.97	2484.58	2599.45	2600.53	2715.40
18" (457mm)	12" (305mm)	1	JA24-4018- [] [] 1	\$2280.31	\$2423.29	\$2646.48	\$2766.03	\$2675.70	\$2795.25	\$3012.26	\$3131.81	\$3142.73	\$3262.28
		J	JA24-4018- [] [] J	2323.15	2466.13	N/A	N/A	N/A	N/A	N/A	N/A	N/A	N/A
		2, 3	JA24-4018- [] [] []	2321.50	2464.48	\$2687.67	\$2807.22	\$2716.89	\$2836.44	\$3053.45	\$3173.00	\$3183.92	\$3303.47
		7, 8, 9	JA24-4018- [] [] []	2329.74	2472.72	2695.91	2815.46	2725.13	2844.68	3061.69	3181.24	3192.16	3311.71
		K	JA24-4018- [] [] K	N/A	N/A	2689.32	2808.87	2718.54	2838.09	3055.10	3174.65	3185.57	3305.12

X Series Lockers

Single Locker

Actual Depth	Actual Width	Pull	Number ①②③④	Painted Trim		Laminate A Trim		Laminate B Trim		Wood Group A Trim		Wood Group B Trim	
				Trim A	Trim B	Trim A	Trim B	Trim A	Trim B	Trim A	Trim B	Trim A	Trim B
48.5"(1232mm) High													
18.75" (476mm)	12" (305mm)	1	JA18-4812- [] [] 1	\$1801.65	\$1947.39	\$2142.14	\$2265.74	\$2169.35	\$2292.95	\$2482.60	\$2606.20	\$2604.04	\$2727.64
		J	JA18-4812- [] [] J	1844.49	1990.23	N/A	N/A	N/A	N/A	N/A	N/A	N/A	N/A
		2, 3	JA18-4812- [] [] []	1842.84	1988.58	\$2183.33	\$2306.93	\$2210.54	\$2334.14	\$2523.79	\$2647.39	\$2645.23	\$2768.83
		7, 8, 9	JA18-4812- [] [] []	1851.08	1996.82	2191.57	2315.17	2218.78	2342.38	2532.03	2655.63	2653.47	2777.07
18" (457mm)	12" (305mm)	K	JA18-4812- [] [] K	N/A	N/A	2184.98	2308.58	2212.19	2335.79	2525.44	2649.04	2646.88	2770.48
		1	JA18-4818- [] [] 1	\$2333.95	\$2489.17	\$2715.06	\$2843.34	\$2745.45	\$2873.73	\$3095.78	\$3224.06	\$3231.74	\$3360.02
		J	JA18-4818- [] [] J	2376.79	2532.01	N/A	N/A	N/A	N/A	N/A	N/A	N/A	N/A
		2, 3	JA18-4818- [] [] []	2375.14	2530.36	\$2756.25	\$2884.53	\$2786.64	\$2914.92	\$3136.97	\$3265.25	\$3272.93	\$3401.21
23.625" (600mm)	12" (305mm)	7, 8, 9	JA18-4818- [] [] []	2383.38	2538.60	2764.49	2892.77	2794.88	2923.16	3145.21	3273.49	3281.17	3409.45
		K	JA18-4818- [] [] K	N/A	N/A	2757.90	2886.18	2788.29	2916.57	3138.62	3266.90	3274.58	3402.86
		1	JA24-4812- [] [] 1	\$1847.73	\$2012.55	\$2188.22	\$2330.90	\$2215.43	\$2358.11	\$2528.68	\$2671.36	\$2650.12	\$2792.80
		J	JA24-4812- [] [] J	1890.57	2055.39	N/A	N/A	N/A	N/A	N/A	N/A	N/A	N/A
18" (457mm)	12" (305mm)	2, 3	JA24-4812- [] [] []	1888.92	2053.74	\$2229.41	\$2372.09	\$2256.62	\$2399.30	\$2569.87	\$2712.55	\$2691.31	\$2833.99
		7, 8, 9	JA24-4812- [] [] []	1897.16	2061.98	2237.65	2380.33	2264.86	2407.54	2578.11	2720.79	2699.55	2842.23
		K	JA24-4812- [] [] K	N/A	N/A	2231.06	2373.74	2258.27	2400.95	2571.52	2714.20	2692.96	2835.64
		1	JA24-4818- [] [] 1	\$2380.03	\$2554.33	\$2761.14	\$2908.50	\$2791.53	\$2938.89	\$3141.86	\$3289.22	\$3277.82	\$3425.18
51.5"(1308mm) High	18.75" (476mm)	J	JA24-4818- [] [] J	2422.87	2597.17	N/A	N/A	N/A	N/A	N/A	N/A	N/A	N/A
		2, 3	JA24-4818- [] [] []	2421.22	2595.52	\$2802.33	\$2949.69	\$2832.72	\$2980.08	\$3183.05	\$3330.41	\$3319.01	\$3466.37
		7, 8, 9	JA24-4818- [] [] []	2429.46	2603.76	2810.57	2957.93	2840.96	2988.32	3191.29	3338.65	3327.25	3474.61
		K	JA24-4818- [] [] K	N/A	N/A	2803.98	2951.34	2834.37	2981.73	3184.70	3332.06	3320.66	3468.02
18.75" (476mm)	12" (305mm)	1	JA18-5112- [] [] 1	\$1820.67	\$1976.85	\$2166.14	\$2299.01	\$2193.74	\$2326.61	\$2511.58	\$2644.45	\$2634.85	\$2767.72
		J	JA18-5112- [] [] J	1863.51	2019.69	N/A	N/A	N/A	N/A	N/A	N/A	N/A	N/A
		2, 3	JA18-5112- [] [] []	1861.86	2018.04	\$2207.33	\$2340.20	\$2234.93	\$2367.80	\$2552.77	\$2685.64	\$2676.04	\$2808.91
		7, 8, 9	JA18-5112- [] [] []	1870.10	2026.28	2215.57	2348.44	2243.17	2376.04	2561.01	2693.88	2684.28	2817.15
18" (457mm)	12" (305mm)	K	JA18-5112- [] [] K	N/A	N/A	2208.98	2341.85	2236.58	2369.45	2554.42	2687.29	2677.69	2810.56
		1	JA18-5118- [] [] 1	\$2367.19	\$2532.85	\$2753.28	\$2890.83	\$2784.06	\$2921.61	\$3138.98	\$3276.53	\$3276.77	\$3414.32
		J	JA18-5118- [] [] J	2410.03	2575.69	N/A	N/A	N/A	N/A	N/A	N/A	N/A	N/A
		2, 3	JA18-5118- [] [] []	2408.38	2574.04	\$2794.47	\$2932.02	\$2825.25	\$2962.80	\$3180.17	\$3317.72	\$3317.96	\$3455.51
23.625" (600mm)	12" (305mm)	7, 8, 9	JA18-5118- [] [] []	2416.62	2582.28	2802.71	2940.26	2833.49	2971.04	3188.41	3325.96	3326.20	3463.75
		K	JA18-5118- [] [] K	N/A	N/A	2796.12	2933.67	2826.90	2964.45	3181.82	3319.37	3319.61	3457.16
		1	JA24-5112- [] [] 1	\$1866.75	\$2042.01	\$2212.22	\$2364.17	\$2239.82	\$2391.77	\$2557.66	\$2709.61	\$2680.93	\$2832.88
		J	JA24-5112- [] [] J	1909.59	2084.85	N/A	N/A	N/A	N/A	N/A	N/A	N/A	N/A
18" (457mm)	12" (305mm)	2, 3	JA24-5112- [] [] []	1907.94	2083.20	\$2253.41	\$2405.36	\$2281.01	\$2432.96	\$2598.85	\$2750.80	\$2722.12	\$2874.07
		7, 8, 9	JA24-5112- [] [] []	1916.18	2091.44	2261.65	2413.60	2289.25	2441.20	2607.09	2759.04	2730.36	2882.31
		K	JA24-5112- [] [] K	N/A	N/A	2255.06	2407.01	2282.66	2434.61	2600.50	2752.45	2723.77	2875.72
		1	JA24-5118- [] [] 1	\$2413.27	\$2598.01	\$2799.36	\$2955.99	\$2830.14	\$2986.77	\$3185.06	\$3341.69	\$3322.85	\$3479.48
51.5"(1308mm) High	18.75" (476mm)	J	JA24-5118- [] [] J	2456.11	2640.85	N/A	N/A	N/A	N/A	N/A	N/A	N/A	N/A
		2, 3	JA24-5118- [] [] []	2454.46	2639.20	\$2840.55	\$2997.18	\$2871.33	\$3027.96	\$3226.25	\$3382.88	\$3364.04	\$3520.67
		7, 8, 9	JA24-5118- [] [] []	2462.70	2647.44	2848.79	3005.42	2879.57	3036.20	3234.49	3391.12	3372.28	3528.91
		K	JA24-5118- [] [] K	N/A	N/A	2842.20	2998.83	2872.98	3029.61	3227.90	3384.53	3365.69	3522.32

X Series Lockers

Single Locker

Actual Depth	Actual Width	Pull	Number ①②③④	Painted Trim		Laminate A Trim		Laminate B Trim		Wood Group A Trim		Wood Group B Trim		
				Trim A	Trim B	Trim A	Trim B	Trim A	Trim B	Trim A	Trim B	Trim A	Trim B	
56.5"(1435mm) High														
18.75" (476mm)	12" (305mm)	1	JA18-5612- [] [] 1	\$1852.37	\$2025.95	\$2206.14	\$2354.46	\$2234.39	\$2382.71	\$2559.88	\$2708.20	\$2686.20	\$2834.52	
		J	JA18-5612- [] [] J	1895.21	2068.79	N/A	N/A	N/A	N/A	N/A	N/A	N/A	N/A	N/A
		2, 3	JA18-5612- [] [] []	1893.56	2067.14	\$2247.33	\$2395.65	\$2275.58	\$2423.90	\$2601.07	\$2749.39	\$2727.39	\$2875.71	
		7, 8, 9	JA18-5612- [] [] []	1901.80	2075.38	2255.57	2403.89	2283.82	2432.14	2609.31	2757.63	2735.63	2883.95	
18" (457mm)	12" (305mm)	K	JA18-5612- [] [] K	N/A	N/A	2248.98	2397.30	2277.23	2425.55	2602.72	2751.04	2729.04	2877.36	
		1	JA18-5618- [] [] 1	\$2422.59	\$2605.65	\$2816.98	\$2969.98	\$2848.41	\$3001.41	\$3210.98	\$3363.98	\$3351.82	\$3504.82	
		J	JA18-5618- [] [] J	2465.43	2648.49	N/A	N/A	N/A	N/A	N/A	N/A	N/A	N/A	
		2, 3	JA18-5618- [] [] []	2463.78	2646.84	\$2858.17	\$3011.17	\$2889.60	\$3042.60	\$3252.17	\$3405.17	\$3393.01	\$3546.01	
23.625" (600mm)	12" (305mm)	7, 8, 9	JA18-5618- [] [] []	2472.02	2655.08	2866.41	3019.41	2897.84	3050.84	3260.41	3413.41	3401.25	3554.25	
		K	JA18-5618- [] [] K	N/A	N/A	2859.82	3012.82	2891.25	3044.25	3253.82	3406.82	3394.66	3547.66	
		1	JA24-5612- [] [] 1	\$1898.45	\$2091.11	\$2252.22	\$2419.62	\$2280.47	\$2447.87	\$2605.96	\$2773.36	\$2732.28	\$2899.68	
		J	JA24-5612- [] [] J	1941.29	2133.95	N/A	N/A	N/A	N/A	N/A	N/A	N/A	N/A	
18" (457mm)	12" (305mm)	2, 3	JA24-5612- [] [] []	1939.64	2132.30	\$2293.41	\$2460.81	\$2321.66	\$2489.06	\$2647.15	\$2814.55	\$2773.47	\$2940.87	
		7, 8, 9	JA24-5612- [] [] []	1947.88	2140.54	2301.65	2469.05	2329.90	2497.30	2655.39	2822.79	2781.71	2949.11	
		K	JA24-5612- [] [] K	N/A	N/A	2295.06	2462.46	2323.31	2490.71	2648.80	2816.20	2775.12	2942.52	
		1	JA24-5618- [] [] 1	\$2468.67	\$2670.81	\$2863.06	\$3035.14	\$2894.49	\$3066.57	\$3257.06	\$3429.14	\$3397.90	\$3569.98	
23.625" (600mm)	12" (305mm)	J	JA24-5618- [] [] J	2511.51	2713.65	N/A	N/A	N/A	N/A	N/A	N/A	N/A	N/A	
		2, 3	JA24-5618- [] [] []	2509.86	2712.00	\$2904.25	\$3076.33	\$2935.68	\$3107.76	\$3298.25	\$3470.33	\$3439.09	\$3611.17	
		7, 8, 9	JA24-5618- [] [] []	2518.10	2720.24	2912.49	3084.57	2943.92	3116.00	3306.49	3478.57	3447.33	3619.41	
		K	JA24-5618- [] [] K	N/A	N/A	2905.90	3077.98	2937.33	3109.41	3299.90	3471.98	3440.74	3612.82	
63.5"(1613mm) High														
18.75" (476mm)	12" (305mm)	1	JA18-6312- [] [] 1	\$1896.75	\$2094.69	\$2262.14	\$2432.09	\$2291.30	\$2461.25	\$2627.50	\$2797.45	\$2758.09	\$2928.04	
		J	JA18-6312- [] [] J	1939.59	2137.53	N/A	N/A	N/A	N/A	N/A	N/A	N/A	N/A	
		2, 3	JA18-6312- [] [] []	1937.94	2135.88	\$2303.33	\$2473.28	\$2332.49	\$2502.44	\$2668.69	\$2838.64	\$2799.28	\$2969.23	
		7, 8, 9	JA18-6312- [] [] []	1946.18	2144.12	2311.57	2481.52	2340.73	2510.68	2676.93	2846.88	2807.52	2977.47	
18" (457mm)	12" (305mm)	K	JA18-6312- [] [] K	N/A	N/A	2304.98	2474.93	2334.14	2504.09	2670.34	2840.29	2800.93	2970.88	
		1	JA18-6318- [] [] 1	\$2500.15	\$2707.57	\$2906.16	\$3080.79	\$2938.50	\$3113.13	\$3311.78	\$3486.41	\$3456.89	\$3631.52	
		J	JA18-6318- [] [] J	2542.99	2750.41	N/A	N/A	N/A	N/A	N/A	N/A	N/A	N/A	
		2, 3	JA18-6318- [] [] []	2541.34	2748.76	\$2947.35	\$3121.98	\$2979.69	\$3154.32	\$3352.97	\$3527.60	\$3498.08	\$3672.71	
23.625" (600mm)	12" (305mm)	7, 8, 9	JA18-6318- [] [] []	2549.58	2757.00	2955.59	3130.22	2987.93	3162.56	3361.21	3535.84	3506.32	3680.95	
		K	JA18-6318- [] [] K	N/A	N/A	2949.00	3123.63	2981.34	3155.97	3354.62	3529.25	3499.73	3674.36	
		1	JA24-6312- [] [] 1	\$1942.83	\$2159.85	\$2308.22	\$2497.25	\$2337.38	\$2526.41	\$2673.58	\$2862.61	\$2804.17	\$2993.20	
		J	JA24-6312- [] [] J	1985.67	2202.69	N/A	N/A	N/A	N/A	N/A	N/A	N/A	N/A	
18" (457mm)	12" (305mm)	2, 3	JA24-6312- [] [] []	1984.02	2201.04	\$2349.41	\$2538.44	\$2378.57	\$2567.60	\$2714.77	\$2903.80	\$2845.36	\$3034.39	
		7, 8, 9	JA24-6312- [] [] []	1992.26	2209.28	2357.65	2546.68	2386.81	2575.84	2723.01	2912.04	2853.60	3042.63	
		K	JA24-6312- [] [] K	N/A	N/A	2351.06	2540.09	2380.22	2569.25	2716.42	2905.45	2847.01	3036.04	
		1	JA24-6318- [] [] 1	\$2546.23	\$2772.73	\$2952.24	\$3145.95	\$2984.58	\$3178.29	\$3357.86	\$3551.57	\$3502.97	\$3696.68	
23.625" (600mm)	12" (305mm)	J	JA24-6318- [] [] J	2589.07	2815.57	N/A	N/A	N/A	N/A	N/A	N/A	N/A	N/A	
		2, 3	JA24-6318- [] [] []	2587.42	2813.92	\$2993.43	\$3187.14	\$3025.77	\$3219.48	\$3399.05	\$3592.76	\$3544.16	\$3737.87	
		7, 8, 9	JA24-6318- [] [] []	2595.66	2822.16	3001.67	3195.38	3034.01	3227.72	3407.29	3601.00	3552.40	3746.11	
		K	JA24-6318- [] [] K	N/A	N/A	2995.08	3188.79	3027.42	3221.13	3400.70	3594.41	3545.81	3739.52	

X Series Lockers

Single Locker

Actual Depth	Actual Width	Pull	Number	①②③④				Painted Trim		Laminate A		Laminate B		Wood Group A		Wood Group B	
				1	2	3	4	Trim A	Trim B	Trim A	Trim B	Trim A	Trim B	Trim A	Trim B	Trim A	Trim B
64.5"(1638mm) High																	
18.75" (476mm)	12" (305mm)	1	JA18-6412-	■	■	■	1	\$1896.75	\$2094.69	\$2262.14	\$2432.09	\$2291.30	\$2461.25	\$2627.50	\$2797.45	\$2758.09	\$2928.04
		J	JA18-6412-	■	■	■	J	1939.59	2137.53	N/A	N/A	N/A	N/A	N/A	N/A	N/A	N/A
		2, 3	JA18-6412-	■	■	■		1937.94	2135.88	\$2303.33	\$2473.28	\$2332.49	\$2502.44	\$2668.69	\$2838.64	\$2799.28	\$2969.23
		7, 8, 9	JA18-6412-	■	■	■		1946.18	2144.12	2311.57	2481.52	2340.73	2510.68	2676.93	2846.88	2807.52	2977.47
		K	JA18-6412-	■	■	■	K	N/A	N/A	2304.98	2474.93	2334.14	2504.09	2670.34	2840.29	2800.93	2970.88
	18" (457mm)	1	JA18-6418-	■	■	■	1	\$2500.15	\$2707.57	\$2906.16	\$3080.79	\$2938.50	\$3113.13	\$3311.78	\$3486.41	\$3456.89	\$3631.52
		J	JA18-6418-	■	■	■	J	2542.99	2750.41	N/A	N/A	N/A	N/A	N/A	N/A	N/A	N/A
		2, 3	JA18-6418-	■	■	■		2541.34	2748.76	\$2947.35	\$3121.98	\$2979.69	\$3154.32	\$3352.97	\$3527.60	\$3498.08	\$3672.71
		7, 8, 9	JA18-6418-	■	■	■		2549.58	2757.00	2955.59	3130.22	2987.93	3162.56	3361.21	3535.84	3506.32	3680.95
		K	JA18-6418-	■	■	■	K	N/A	N/A	2949.00	3123.63	2981.34	3155.97	3354.62	3529.25	3499.73	3674.36
23.625" (600mm)	12" (305mm)	1	JA24-6412-	■	■	■	1	\$1942.83	\$2159.85	\$2308.22	\$2497.25	\$2337.38	\$2526.41	\$2673.58	\$2862.61	\$2804.17	\$2993.20
		J	JA24-6412-	■	■	■	J	1985.67	2202.69	N/A	N/A	N/A	N/A	N/A	N/A	N/A	N/A
		2, 3	JA24-6412-	■	■	■		1984.02	2201.04	\$2349.41	\$2538.44	\$2378.57	\$2567.60	\$2714.77	\$2903.80	\$2845.36	\$3034.39
		7, 8, 9	JA24-6412-	■	■	■		1992.26	2209.28	2357.65	2546.68	2386.81	2575.84	2723.01	2912.04	2853.60	3042.63
		K	JA24-6412-	■	■	■	K	N/A	N/A	2351.06	2540.09	2380.22	2569.25	2716.42	2905.45	2847.01	3036.04
	18" (457mm)	1	JA24-6418-	■	■	■	1	\$2546.23	\$2772.73	\$2952.24	\$3145.95	\$2984.58	\$3178.29	\$3357.86	\$3551.57	\$3502.97	\$3696.68
		J	JA24-6418-	■	■	■	J	2589.07	2815.57	N/A	N/A	N/A	N/A	N/A	N/A	N/A	N/A
		2, 3	JA24-6418-	■	■	■		2587.42	2813.92	\$2993.43	\$3187.14	\$3025.77	\$3219.48	\$3399.05	\$3592.76	\$3544.16	\$3737.87
		7, 8, 9	JA24-6418-	■	■	■		2595.66	2822.16	3001.67	3195.38	3034.01	3227.72	3407.29	3601.00	3552.40	3746.11
		K	JA24-6418-	■	■	■	K	N/A	N/A	2995.08	3188.79	3027.42	3221.13	3400.70	3594.41	3545.81	3739.52

This page intentionally blank

X Series Lockers

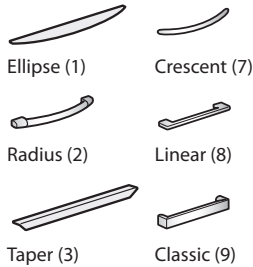
Double Locker



JA18-5124-R



JA24-5124-R

3 Standard Door Pull Styles**3 No Pulls**

Touch Latch Doors =
(J) Painted steel front,
(K) Laminate and Wood fronts.

Features

- Includes:
 - Two 12”(305mm) wide compartments separated by a divider panel, with individual doors
 - Ventilated back panel
- Each compartment Includes:
 - Upper shelf
 - Coat rod and coat hook in 23.625”(651mm) deep locker
 - One coat hook in 18.75”(476mm) deep locker
- Doors can be left-, right-, center-, or outside-hinged.
- Lockers up to 40.5”(1029mm) tall have shelves that adjust in 2”(51mm) increments.
- Lockers 48.5”(1232mm) and taller have non-adjustable shelves located 6”(152mm) below top.
- Door front options include painted, laminate, or wood.
- Laminate fronts can be specified with painted steel or laminate top.
- Wood fronts can be specified with painted steel or wood top.
- Optional door pulls include Ellipse, Radius, Taper, Crescent, Linear, Classic, and No Pull (touch latch).
 - Ellipse pull available in non-Metallic trim colors only
 - Radius pull available in Metallic trim colors only
 - Taper pull trim color matches case color
 - Crescent, Linear and Classic pulls are brushed nickel finish
- Shelves and interior match case color.
- Each door locks separately and is randomly keyed.
- Lock plugs are available in black or chrome.
- For lock options, refer to Lock Program section of the Accessories Price List.
- Glides provide 1.5”(38mm) adjustment range.

Specification Tips

- Double locker is dimensioned for use in a workstation.
- May be used adjacent to group locker of same height and depth; base aesthetic will differ slightly.
- To gang Single/Double lockers with steel tops back-to-back or side by side, use ganging kit (6220-4002), available through eParts. To gang Single/Double lockers with wood/laminate top back-to-back or side-to-side use ganging kit (6220-4004), available through eParts.
- The following accessories can be specified separately and field installed:
 - Shelf
 - Power module and bracket*
 - Locker boot tray
- File tops may be used for 18.75”(476mm) deep storage runs.

To Order, Specify:**Painted Steel Door Fronts**

- Product number, including:

1 Door Orientation:

- L** Left-hand
- R** Right-hand
- C** Center-hinged
- S** Outside-hinged

2 Door Front Option:

- S** Painted steel

3 Pull (see side bar)**4 Top Option:**

- R** Regular top

- Trim color for case, front, and top.

- Trim color for pull (Ellipse and Radius only).

- Ellipse (Non-Metallic trim colors only)
- Radius (Metallic trim colors only; upcharge for Metallic trim on pull is included in price.)

- Trim color for lock plug.

*See Accessories Price List

To Order, Specify (cont'd):**Laminate Door Fronts**

- Product number, including:

1 Door Orientation:

- L** Left-hand
- R** Right-hand
- C** Center-hinged
- S** Outside-hinged

2 Door Front Option:

- L** Laminate

3 Pull (see side bar)**4 Top Option:**

- R** Regular top
- L** Laminate top, add **\$192.91** list

- Trim color for case.

- Trim color for pull (Ellipse and Radius only).

- Ellipse (Non-Metallic trim colors only)
- Radius (Metallic trim colors only; upcharge for Metallic trim on pull is included in price.)

- Laminate color for doors (and top, if laminate top is specified).

- Edge trim color for doors (and top, if laminate top is specified).

- Trim color for lock plug.

Wood Door Fronts

- Product number, including:

1 Door Orientation:

- L** Left-hand
- R** Right-hand
- C** Center-hinged
- S** Outside-hinged

2 Door Front Option:

- W** Wood

3 Pull (see side bar)**4 Top Option:**

- R** Regular top
- W** Wood top, add **\$370.83**

- Trim color for case.

- Trim color for pull (Ellipse and Radius only).

- Ellipse (Non-Metallic trim colors only)
- Radius (Metallic trim colors only; upcharge for Metallic trim on pull is included in price.)

- Wood finish color for doors (and top, if wood top is specified).

- Trim color for lock plug.

X Series Lockers

Double Locker

Actual Depth	Actual Width	Pull	Number ①②③④	Painted Trim		Laminate A Trim		Laminate B Trim		Wood Group A Trim		Wood Group B Trim	
				Trim A	Trim B	Trim A	Trim B	Trim A	Trim B	Trim A	Trim B	Trim A	Trim B
39.5"(1003mm) High													
18.75" (476mm)	24" (610mm)	1	JA18-3924- 1	\$2221.56	\$2351.46	\$2626.69	\$2728.75	\$2658.96	\$2761.02	\$3031.07	\$3133.13	\$3175.45	\$3277.51
		J	JA18-3924- J	2307.24	2437.14	N/A	N/A	N/A	N/A	N/A	N/A	N/A	N/A
		2, 3	JA18-3924- 2,3	2303.94	2433.84	\$2709.07	\$2811.13	\$2741.34	\$2843.40	\$3113.45	\$3215.51	\$3257.83	\$3359.89
		7, 8, 9	JA18-3924- 7,8,9	2320.42	2450.32	2725.55	2827.61	2757.82	2859.88	3129.93	3231.99	3274.31	3376.37
		K	JA18-3924- K	N/A	N/A	2712.37	2814.43	2744.64	2846.70	3116.75	3218.81	3261.13	3363.19
23.625" (600mm)	24" (610mm)	1	JA24-3924- 1	\$2267.64	\$2416.62	\$2672.77	\$2793.91	\$2705.04	\$2826.18	\$3077.15	\$3198.29	\$3221.53	\$3342.67
		J	JA24-3924- J	2353.32	2502.30	N/A	N/A	N/A	N/A	N/A	N/A	N/A	N/A
		2, 3	JA24-3924- 2,3	2350.02	2499.00	\$2755.15	\$2876.29	\$2787.42	\$2908.56	\$3159.53	\$3280.67	\$3303.91	\$3425.05
		7, 8, 9	JA24-3924- 7,8,9	2366.50	2515.48	2771.63	2892.77	2803.90	2925.04	3176.01	3297.15	3320.39	3441.53
		K	JA24-3924- K	N/A	N/A	2758.45	2879.59	2790.72	2911.86	3162.83	3283.97	3307.21	3428.35
40.5"(1029mm) High													
18.75" (476mm)	24" (610mm)	1	JA18-4024- 1	\$2227.90	\$2361.28	\$2634.69	\$2739.84	\$2667.09	\$2772.24	\$3040.73	\$3145.88	\$3185.72	\$3290.87
		J	JA18-4024- J	2313.58	2446.96	N/A	N/A	N/A	N/A	N/A	N/A	N/A	N/A
		2, 3	JA18-4024- 2,3	2310.28	2443.66	\$2717.07	\$2822.22	\$2749.47	\$2854.62	\$3123.11	\$3228.26	\$3268.10	\$3373.25
		7, 8, 9	JA18-4024- 7,8,9	2326.76	2460.14	2733.55	2838.70	2765.95	2871.10	3139.59	3244.74	3284.58	3389.73
		K	JA18-4024- K	N/A	N/A	2720.37	2825.52	2752.77	2857.92	3126.41	3231.56	3271.40	3376.55
23.625" (600mm)	24" (610mm)	1	JA24-4024- 1	\$2273.98	\$2426.44	\$2680.77	\$2805.00	\$2713.17	\$2837.40	\$3086.81	\$3211.04	\$3231.80	\$3356.03
		J	JA24-4024- J	2359.66	2512.12	N/A	N/A	N/A	N/A	N/A	N/A	N/A	N/A
		2, 3	JA24-4024- 2,3	2356.36	2508.82	\$2763.15	\$2887.38	\$2795.55	\$2919.78	\$3169.19	\$3293.42	\$3314.18	\$3438.41
		7, 8, 9	JA24-4024- 7,8,9	2372.84	2525.30	2779.63	2903.86	2812.03	2936.26	3185.67	3309.90	3330.66	3454.89
		K	JA24-4024- K	N/A	N/A	2766.45	2890.68	2798.85	2923.08	3172.49	3296.72	3317.48	3441.71
48.5"(1232mm) High													
18.75" (476mm)	24" (610mm)	1	JA18-4824- 1	\$2284.96	\$2449.66	\$2706.69	\$2839.65	\$2740.26	\$2873.22	\$3127.67	\$3260.63	\$3278.15	\$3411.11
		J	JA18-4824- J	2370.64	2535.34	N/A	N/A	N/A	N/A	N/A	N/A	N/A	N/A
		2, 3	JA18-4824- 2,3	2367.34	2532.04	\$2789.07	\$2922.03	\$2822.64	\$2955.60	\$3210.05	\$3343.01	\$3360.53	\$3493.49
		7, 8, 9	JA18-4824- 7,8,9	2383.82	2548.52	2805.55	2938.51	2839.12	2972.08	3226.53	3359.49	3377.01	3509.97
		K	JA18-4824- K	N/A	N/A	2792.37	2925.33	2825.94	2958.90	3213.35	3346.31	3363.83	3496.79
23.625" (600mm)	24" (610mm)	1	JA24-4824- 1	\$2331.04	\$2514.82	\$2752.77	\$2904.81	\$2786.34	\$2938.38	\$3173.75	\$3325.79	\$3324.23	\$3476.27
		J	JA24-4824- J	2416.72	2600.50	N/A	N/A	N/A	N/A	N/A	N/A	N/A	N/A
		2, 3	JA24-4824- 2,3	2413.42	2597.20	\$2835.15	\$2987.19	\$2868.72	\$3020.76	\$3256.13	\$3408.17	\$3406.61	\$3558.65
		7, 8, 9	JA24-4824- 7,8,9	2429.90	2613.68	2851.63	3003.67	2885.20	3037.24	3272.61	3424.65	3423.09	3575.13
		K	JA24-4824- K	N/A	N/A	2838.45	2990.49	2872.02	3024.06	3259.43	3411.47	3409.91	3561.95
51.5"(1308mm) High													
18.75" (476mm)	24" (610mm)	1	JA18-5124- 1	\$2303.98	\$2479.12	\$2730.69	\$2872.92	\$2764.65	\$2906.88	\$3156.65	\$3298.88	\$3308.96	\$3451.19
		J	JA18-5124- J	2389.66	2564.80	N/A	N/A	N/A	N/A	N/A	N/A	N/A	N/A
		2, 3	JA18-5124- 2,3	2386.36	2561.50	\$2813.07	\$2955.30	\$2847.03	\$2989.26	\$3239.03	\$3381.26	\$3391.34	\$3533.57
		7, 8, 9	JA18-5124- 7,8,9	2402.84	2577.98	2829.55	2971.78	2863.51	3005.74	3255.51	3397.74	3407.82	3550.05
		K	JA18-5124- K	N/A	N/A	2816.37	2958.60	2850.33	2992.56	3242.33	3384.56	3394.64	3536.87
23.625" (600mm)	24" (610mm)	1	JA24-5124- 1	\$2350.06	\$2544.28	\$2776.77	\$2938.08	\$2810.73	\$2972.04	\$3202.73	\$3364.04	\$3355.04	\$3516.35
		J	JA24-5124- J	2435.74	2629.96	N/A	N/A	N/A	N/A	N/A	N/A	N/A	N/A
		2, 3	JA24-5124- 2,3	2432.44	2626.66	\$2859.15	\$3020.46	\$2893.11	\$3054.42	\$3285.11	\$3446.42	\$3437.42	\$3598.73
		7, 8, 9	JA24-5124- 7,8,9	2448.92	2643.14	2875.63	3036.94	2909.59	3070.90	3301.59	3462.90	3453.90	3615.21
		K	JA24-5124- K	N/A	N/A	2862.45	3023.76	2896.41	3057.72	3288.41	3449.72	3440.72	3602.03

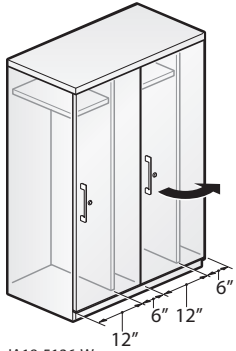
X Series Lockers

Double Locker

Actual Depth	Actual Width	Pull	Number	①②③④				Painted Trim		Laminate A Trim		Laminate B Trim		Wood Group A Trim		Wood Group B Trim	
				1	2	3	4	A	B	A	B	A	B	A	B	A	B
56.5"(1435mm) High																	
18.75" (476mm)	24" (610mm)	1	JA18-5624-	■	■	■	1	\$2335.68	\$2528.22	\$2770.69	\$2928.37	\$2805.30	\$2962.98	\$3204.95	\$3362.63	\$3360.31	\$3517.99
		J	JA18-5624-	■	■	J	■	2421.36	2613.90	N/A	N/A	N/A	N/A	N/A	N/A	N/A	N/A
		2, 3	JA18-5624-	■	■	■	■	2418.06	2610.60	\$2853.07	\$3010.75	\$2887.68	\$3045.36	\$3287.33	\$3445.01	\$3442.69	\$3600.37
		7, 8, 9	JA18-5624-	■	■	■	■	2434.54	2627.08	2869.55	3027.23	2904.16	3061.84	3303.81	3461.49	3459.17	3616.85
		K	JA18-5624-	■	■	K	■	N/A	N/A	2856.37	3014.05	2890.98	3048.66	3290.63	3448.31	3445.99	3603.67
23.625" (600mm)	24" (610mm)	1	JA24-5624-	■	■	■	1	\$2381.76	\$2593.38	\$2816.77	\$2993.53	\$2851.38	\$3028.14	\$3251.03	\$3427.79	\$3406.39	\$3583.15
		J	JA24-5624-	■	■	J	■	2467.44	2679.06	N/A	N/A	N/A	N/A	N/A	N/A	N/A	N/A
		2, 3	JA24-5624-	■	■	■	■	2464.14	2675.76	\$2899.15	\$3075.91	\$2933.76	\$3110.52	\$3333.41	\$3510.17	\$3488.77	\$3665.53
		7, 8, 9	JA24-5624-	■	■	■	■	2480.62	2692.24	2915.63	3092.39	2950.24	3127.00	3349.89	3526.65	3505.25	3682.01
		K	JA24-5624-	■	■	K	■	N/A	N/A	2902.45	3079.21	2937.06	3113.82	3336.71	3513.47	3492.07	3668.83
63.5"(1613mm) High																	
18.75" (476mm)	24" (610mm)	1	JA18-6324-	■	■	■	1	\$2380.06	\$2596.96	\$2826.69	\$3006.00	\$2862.21	\$3041.52	\$3272.57	\$3451.88	\$3432.20	\$3611.51
		J	JA18-6324-	■	■	J	■	2465.74	2682.64	N/A	N/A	N/A	N/A	N/A	N/A	N/A	N/A
		2, 3	JA18-6324-	■	■	■	■	2462.44	2679.34	\$2909.07	\$3088.38	\$2944.59	\$3123.90	\$3354.95	\$3534.26	\$3514.58	\$3693.89
		7, 8, 9	JA18-6324-	■	■	■	■	2478.92	2695.82	2925.55	3104.86	2961.07	3140.38	3371.43	3550.74	3531.06	3710.37
		K	JA18-6324-	■	■	K	■	N/A	N/A	2912.37	3091.68	2947.89	3127.20	3358.25	3537.56	3517.88	3697.19
23.625" (600mm)	24" (610mm)	1	JA24-6324-	■	■	■	1	\$2426.14	\$2662.12	\$2872.77	\$3071.16	\$2908.29	\$3106.68	\$3318.65	\$3517.04	\$3478.28	\$3676.67
		J	JA24-6324-	■	■	J	■	2511.82	2747.80	N/A	N/A	N/A	N/A	N/A	N/A	N/A	N/A
		2, 3	JA24-6324-	■	■	■	■	2508.52	2744.50	\$2955.15	\$3153.54	\$2990.67	\$3189.06	\$3401.03	\$3599.42	\$3560.66	\$3759.05
		7, 8, 9	JA24-6324-	■	■	■	■	2525.00	2760.98	2971.63	3170.02	3007.15	3205.54	3417.51	3615.90	3577.14	3775.53
		K	JA24-6324-	■	■	K	■	N/A	N/A	2958.45	3156.84	2993.97	3192.36	3404.33	3602.72	3563.96	3762.35
64.5"(1638mm) High																	
18.75" (476mm)	24" (610mm)	1	JA18-6424-	■	■	■	1	\$2380.06	\$2596.96	\$2826.69	\$3006.00	\$2862.21	\$3041.52	\$3272.57	\$3451.88	\$3432.20	\$3611.51
		J	JA18-6424-	■	■	J	■	2465.74	2682.64	N/A	N/A	N/A	N/A	N/A	N/A	N/A	N/A
		2, 3	JA18-6424-	■	■	■	■	2462.44	2679.34	\$2909.07	\$3088.38	\$2944.59	\$3123.90	\$3354.95	\$3534.26	\$3514.58	\$3693.89
		7, 8, 9	JA18-6424-	■	■	■	■	2478.92	2695.82	2925.55	3104.86	2961.07	3140.38	3371.43	3550.74	3531.06	3710.37
		K	JA18-6424-	■	■	K	■	N/A	N/A	2912.37	3091.68	2947.89	3127.20	3358.25	3537.56	3517.88	3697.19
23.625" (600mm)	24" (610mm)	1	JA24-6424-	■	■	■	1	\$2426.14	\$2662.12	\$2872.77	\$3071.16	\$2908.29	\$3106.68	\$3318.65	\$3517.04	\$3478.28	\$3676.67
		J	JA24-6424-	■	■	J	■	2511.82	2747.80	N/A	N/A	N/A	N/A	N/A	N/A	N/A	N/A
		2, 3	JA24-6424-	■	■	■	■	2508.52	2744.50	\$2955.15	\$3153.54	\$2990.67	\$3189.06	\$3401.03	\$3599.42	\$3560.66	\$3759.05
		7, 8, 9	JA24-6424-	■	■	■	■	2525.00	2760.98	2971.63	3170.02	3007.15	3205.54	3417.51	3615.90	3577.14	3775.53
		K	JA24-6424-	■	■	K	■	N/A	N/A	2958.45	3156.84	2993.97	3192.36	3404.33	3602.72	3563.96	3762.35

X Series Lockers

Double Group Locker



Features

- Includes two 18" (457mm) wide compartments separated by a divider panel, with individual doors.
- Each compartment Includes:
 - 6" (152mm) wide valet section
 - 12" (305mm) wide shelf section
 - Upper shelf that adjusts in 2" (51mm) increments
 - Coat hook
- Door front options include painted, laminate, or wood.
- Laminate fronts can be specified with painted steel or laminate top.
- Wood fronts can be specified with painted steel or wood top.
- Optional door pulls include Ellipse, Radius, Taper, Crescent, Linear, Classic, and No Pull (touch latch).
 - Ellipse pull available in non-Metallic trim colors only
 - Radius pull available in Metallic trim colors only
 - Taper pull trim color matches case color
 - Crescent, Linear and Classic pulls are brushed nickel finish
- Shelves and interior match case color.
- Each door locks separately and is randomly keyed.
- Lock plugs are available in black or chrome.
- For lock options, refer to Lock Program section of the Accessories Price List.
- Glides provide 1.5" (38mm) adjustment range.

Specification Tips

- Double group locker is dimensioned for use in storage banks.
- May be used adjacent to locker of same height and depth; base aesthetic will differ slightly.
- The following accessories can be specified separately and field installed:
 - Shelf
 - Power module and bracket*
 - Locker shelf with suspended file frame
 - Locker shelf with personal drawer
 - Locker boot tray
 - Locker slat rail
- File/Common Tops may be used for 18.75" (476mm) deep storage runs.

To Order, Specify:

Painted Steel Door Fronts

- 1) Product number, including:

1 Door Orientation:

- X Left-hand
 W Right-hand

2 Door Front Option:

- S Painted steel

3 Pull (see side bar)

4 Top Option:

- R Regular top

- 2) Trim color for case, front, and top.

- 3) Trim color for pull (Ellipse and Radius only).
 - Ellipse (Non-Metallic trim colors only)
 - Radius (Metallic trim colors only; upcharge for Metallic trim on pull is included in price.)

- 4) Trim color for lock plug.

*See Accessories Price List

To Order, Specify (cont'd):

Laminate Door Fronts

- 1) Product number, including:

1 Door Orientation:

- X Left-hand
 W Right-hand

2 Door Front Option:

- L Laminate

3 Pull (see side bar)

4 Top Option:

- R Regular top
 L Laminate top, add **\$226.87**

- 2) Trim color for case.

- 3) Trim color for pull (Ellipse and Radius only).
 - Ellipse (Non-Metallic trim colors only)
 - Radius (Metallic trim colors only; upcharge for Metallic trim on pull is included in price.)

- 4) Laminate color for doors (and top, if laminate top is specified).

- 5) Edge trim color for doors (and top, if laminate top is specified).

- 6) Trim color for lock plug.

Wood Door Fronts

- 1) Product number, including:

1 Door Orientation:

- X Left-hand
 W Right-hand

2 Door Front Option:

- W Wood

3 Pull (see side bar)

4 Top Option:

- R Regular top
 W Wood top, add **\$453.27**

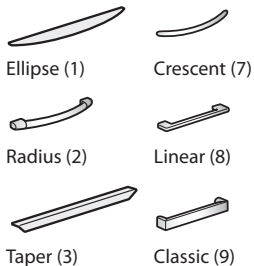
- 2) Trim color for case.

- 3) Trim color for pull (Ellipse and Radius only).
 - Ellipse (Non-Metallic trim colors only)
 - Radius (Metallic trim colors only; upcharge for Metallic trim on pull is included in price.)

- 4) Wood finish color for doors (and top, if wood top is specified).

- 5) Trim color for lock plug.

3 Standard Door Pull Styles



3 No Pulls

Touch Latch Doors =
 (J) Painted steel front,
 (K) Laminate and Wood fronts.

X Series Lockers

Double Group Locker

Actual Depth	Actual Width	Pull	Number ①②③④	Painted		Laminate A		Laminate B		Wood Group A		Wood Group B	
				Trim A	Trim B	Trim A	Trim B	Trim A	Trim B	Trim A	Trim B	Trim A	Trim B
39.5"(1003mm) High													
18.75" (476mm)	36" (914mm)	1	JA18-3936-■ ■ 1 ■	\$3191.36	\$3340.22	\$3677.73	\$3789.15	\$3716.36	\$3827.78	\$4162.63	\$4274.05	\$4336.05	\$4447.47
		J	JA18-3936-■ ■ J ■	3277.04	3425.90	N/A	N/A	N/A	N/A	N/A	N/A	N/A	N/A
		2, 3	JA18-3936-■ ■ ■ ■	3273.74	3422.60	\$3760.11	\$3871.53	\$3798.74	\$3910.16	\$4245.01	\$4356.43	\$4418.43	\$4529.85
		7, 8, 9	JA18-3936-■ ■ ■ ■	3290.22	3439.08	3776.59	3888.01	3815.22	3926.64	4261.49	4372.91	4434.91	4546.33
		K	JA18-3936-■ ■ K ■	N/A	N/A	3763.41	3874.83	3802.04	3913.46	4248.31	4359.73	4421.73	4533.15
51.5"(1308mm) High													
18.75" (476mm)	36" (914mm)	1	JA18-5136-■ ■ 1 ■	\$3335.40	\$3529.50	\$3843.35	\$3994.94	\$3883.67	\$4035.26	\$4349.83	\$4501.42	\$4531.18	\$4682.77
		J	JA18-5136-■ ■ J ■	3421.08	3615.18	N/A	N/A	N/A	N/A	N/A	N/A	N/A	N/A
		2, 3	JA18-5136-■ ■ ■ ■	3417.78	3611.88	\$3925.73	\$4077.32	\$3966.05	\$4117.64	\$4432.21	\$4583.80	\$4613.56	\$4765.15
		7, 8, 9	JA18-5136-■ ■ ■ ■	3434.26	3628.36	3942.21	4093.80	3982.53	4134.12	4448.69	4600.28	4630.04	4781.63
		K	JA18-5136-■ ■ K ■	N/A	N/A	3929.03	4080.62	3969.35	4120.94	4435.51	4587.10	4616.86	4768.45
63.5"(1613mm) High													
18.75" (476mm)	36" (914mm)	1	JA18-6336-■ ■ 1 ■	\$3468.36	\$3704.22	\$3996.23	\$4184.90	\$4038.11	\$4226.78	\$4522.63	\$4711.30	\$4711.30	\$4899.97
		J	JA18-6336-■ ■ J ■	3554.04	3789.90	N/A	N/A	N/A	N/A	N/A	N/A	N/A	N/A
		2, 3	JA18-6336-■ ■ ■ ■	3550.74	3786.60	\$4078.61	\$4267.28	\$4120.49	\$4309.16	\$4605.01	\$4793.68	\$4793.68	\$4982.35
		7, 8, 9	JA18-6336-■ ■ ■ ■	3567.22	3803.08	4095.09	4283.76	4136.97	4325.64	4621.49	4810.16	4810.16	4998.83
		K	JA18-6336-■ ■ K ■	N/A	N/A	4081.91	4270.58	4123.79	4312.46	4608.31	4796.98	4796.98	4985.65

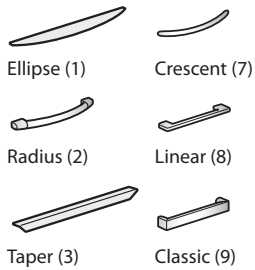
X Series Lockers

Triple Group Locker



JA18-5136-Y

3 Standard Door Pull Styles



3 No Pulls

Touch Latch Doors =
(J) Painted steel front,
(K) Laminate and Wood fronts.

Features

- Includes three 12"(305mm) wide compartments separated by a divider panel, with individual doors.
- Each compartment Includes:
 - Upper shelf that adjusts in 2"(51mm) increments
 - Coat hook
- Door front options include painted, laminate, or wood.
- Laminate fronts can be specified with painted steel or laminate top.
- Wood fronts can be specified with painted steel or wood top.
- Optional door pulls include Ellipse, Radius, Taper, Crescent, Linear, Classic, and No Pull (touch latch).
 - Ellipse pull available in non-Metallic trim colors only
 - Radius pull available in Metallic trim colors only
 - Taper pull trim color matches case color
 - Crescent, Linear and Classic pulls are brushed nickel finish
- Shelves and interior match case color.
- Each door locks separately and is randomly keyed.
- Lock plugs are available in black or chrome.
- For lock options, refer to Lock Program section of the Accessories Price List.
- Glides provide 1.5"(38mm) adjustment range.

Specification Tips

- Triple group locker is dimensioned for use in storage banks.
- May be used adjacent to locker of same height and depth; base aesthetic will differ slightly.
- The following accessories can be specified separately and field installed:
 - Shelf
 - Power module and bracket*
 - Locker boot tray
- File/Common Tops may be used for 18.75"(476mm) deep storage runs.

To Order, Specify:

Painted Steel Door Fronts

- 1) Product number, including:

1 Door Orientation:

- Z** Left-hand
- Y** Right-hand

2 Door Front Option:

- S** Painted steel

3 Pull (see side bar)

4 Top Option:

- R** Regular top

- 2) Trim color for case, front, and top.

- 3) Trim color for pull (Ellipse and Radius only).
 - Ellipse (Non-Metallic trim colors only)
 - Radius (Metallic trim colors only; upcharge for Metallic trim on pull is included in price.)

- 4) Trim color for lock plug.

*See Accessories Price List

To Order, Specify (cont'd):

Laminate Door Fronts

- 1) Product number; including:

1 Door Orientation:

- Z** Left-hand
- Y** Right-hand

2 Door Front Option:

- L** Laminate

3 Pull (see side bar)

4 Top Option:

- R** Regular top
- L** Laminate top, add **\$226.87**

- 2) Trim color for case.

- 3) Trim color for pull (Ellipse and Radius only).
 - Ellipse (Non-Metallic trim colors only)
 - Radius (Metallic trim colors only; upcharge for Metallic trim on pull is included in price.)

- 4) Laminate color for doors (and top, if laminate top is specified).

- 5) Edge trim color for doors (and top, if laminate top is specified).

- 6) Trim color for lock plug.

Wood Door Fronts

- 1) Product number; including:

1 Door Orientation:

- Z** Left-hand
- Y** Right-hand

2 Door Front Option:

- W** Wood

3 Pull (see side bar)

4 Top Option:

- R** Regular top
- W** Wood top, add **\$453.27**

- 2) Trim color for case.

- 3) Trim color for pull (Ellipse and Radius only).
 - Ellipse (Non-Metallic trim colors only)
 - Radius (Metallic trim colors only; upcharge for Metallic trim on pull is included in price.)

- 4) Wood finish color for doors (and top, if wood top is specified).

- 5) Trim color for lock plug.

X Series Lockers

Triple Group Locker

Actual Depth	Actual Width	Pull	Number ①②③④	Painted		Laminate A		Laminate B		Wood Group A		Wood Group B	
				Trim A	Trim B	Trim A	Trim B	Trim A	Trim B	Trim A	Trim B	Trim A	Trim B
39.5"(1003mm) High													
18.75" (476mm)	36" (914mm)	1	JA18-3936-■ ■ 1 ■	\$2704.87	\$2853.73	\$3191.24	\$3302.66	\$3229.87	\$3341.29	\$3676.14	\$3787.56	\$3849.56	\$3960.98
		J	JA18-3936-■ ■ J ■	2833.39	2982.25	N/A	N/A	N/A	N/A	N/A	N/A	N/A	N/A
		2, 3	JA18-3936-■ ■ ■ ■	2828.44	2977.30	\$3314.81	\$3426.23	\$3353.44	\$3464.86	\$3799.71	\$3911.13	\$3973.13	\$4084.55
		7, 8, 9	JA18-3936-■ ■ ■ ■	2853.16	3002.02	3339.53	3450.95	3378.16	3489.58	3824.43	3935.85	3997.85	4109.27
		K	JA18-3936-■ ■ K ■	N/A	N/A	3319.76	3431.18	3358.39	3469.81	3804.66	3916.08	3978.08	4089.50
51.5"(1308mm) High													
18.75" (476mm)	36" (914mm)	1	JA18-5136-■ ■ 1 ■	\$2787.29	\$2981.39	\$3295.24	\$3446.83	\$3335.56	\$3487.15	\$3801.72	\$3953.31	\$3983.07	\$4134.66
		J	JA18-5136-■ ■ J ■	2915.81	3109.91	N/A	N/A	N/A	N/A	N/A	N/A	N/A	N/A
		2, 3	JA18-5136-■ ■ ■ ■	2910.86	3104.96	\$3418.81	\$3570.40	\$3459.13	\$3610.72	\$3925.29	\$4076.88	\$4106.64	\$4258.23
		7, 8, 9	JA18-5136-■ ■ ■ ■	2935.58	3129.68	3443.53	3595.12	3483.85	3635.44	3950.01	4101.60	4131.36	4282.95
		K	JA18-5136-■ ■ K ■	N/A	N/A	3423.76	3575.35	3464.08	3615.67	3930.24	4081.83	4111.59	4263.18
63.5"(1613mm) High													
18.75" (476mm)	36" (914mm)	1	JA18-6336-■ ■ 1 ■	\$2863.37	\$3099.23	\$3391.24	\$3579.91	\$3433.12	\$3621.79	\$3917.64	\$4106.31	\$4106.31	\$4294.98
		J	JA18-6336-■ ■ J ■	2991.89	3227.75	N/A	N/A	N/A	N/A	N/A	N/A	N/A	N/A
		2, 3	JA18-6336-■ ■ ■ ■	2986.94	3222.80	\$3514.81	\$3703.48	\$3556.69	\$3745.36	\$4041.21	\$4229.88	\$4229.88	\$4418.55
		7, 8, 9	JA18-6336-■ ■ ■ ■	3011.66	3247.52	3539.53	3728.20	3581.41	3770.08	4065.93	4254.60	4254.60	4443.27
		K	JA18-6336-■ ■ K ■	N/A	N/A	3519.76	3708.43	3561.64	3750.31	4046.16	4234.83	4234.83	4423.50

X Series Lockers

Cubby Locker



JA18-3936-AR



JA18-5136-GR



JA18-6336-GR



JA18-6336-NR

Features

- Includes a single case with choice of four, six, or nine compartments separated by divider panels, with individually locking doors.
- 39.5"(1003mm) and 51.5"(1308mm) high units include four 18"(457mm) wide or six 12"(305mm) wide compartments.
- 63.5"(1613mm) high unit includes six 18"(457mm) wide or nine 12"(305mm) wide compartments
- Each compartment Includes one shelf that adjusts in 2"(51mm) increments.
- Door front options include painted, laminate, or wood.
- Laminate fronts can be specified with painted steel or laminate top.
- Wood fronts can be specified with painted steel or wood top.
- Optional door pulls include Ellipse, Radius, Taper, Crescent, Linear, Classic, and No Pull (touch latch).
 - Ellipse pull available in non-Metallic trim colors only
 - Radius pull available in Metallic trim colors only
 - Taper pull trim color matches case color
 - Crescent, Linear and Classic pulls are brushed nickel finish
- Shelves and interior match case color.
- Each door locks separately and is randomly keyed.
- Lock plugs are available in black or chrome.
- For lock options, refer to Lock Program section of the Accessories Price List.
- Glides provide 1.5"(38mm) adjustment range.

Specification Tips

- The following accessories can be specified separately and field installed:
 - Shelf
 - Power module and bracket*
 - Locker boot tray (12"(305mm) wide compartments only)
- File/Common Tops may be used for 18.75"(476mm) deep storage runs.

To Order, Specify:

Painted Steel Door Fronts

- 1) Product number, including:

1 Door Orientation:

- L** Left-hand
- R** Right-hand

2 Door Front Option:

- S** Painted steel

3 Pull (see side bar)

4 Top Option:

- R** Regular top

- 2) Trim color for case and front.

- 3) Trim color for pull (Ellipse and Radius only).
 - Ellipse (Non-Metallic trim colors only)
 - Radius (Metallic trim colors only; upcharge for Metallic trim on pull is included in price.)

- 4) Trim color for lock plug.

*See Accessories Price List

To Order, Specify (cont'd):

Laminate Door Fronts

- 1) Product number; including:

1 Door Orientation:

- L** Left-hand
- R** Right-hand

2 Door Front Option:

- L** Laminate

3 Pull (see side bar)

4 Top Option:

- R** Regular top
- L** Laminate top, add **\$226.60**

- 2) Trim color for case.

- 3) Trim color for pull (Ellipse and Radius only).
 - Ellipse (Non-Metallic trim colors only)
 - Radius (Metallic trim colors only; upcharge for Metallic trim on pull is included in price.)

- 4) Laminate color for doors (and top, if laminate top is specified).

- 5) Edge trim color for doors (and top, if laminate top is specified).

- 6) Trim color for lock plug.

Wood Door Fronts

- 1) Product number; including:

1 Door Orientation:

- L** Left-hand
- R** Right-hand

2 Door Front Option:

- W** Wood

3 Pull (see side bar)

4 Top Option:

- R** Regular top
- W** Wood top, add **\$453.18**

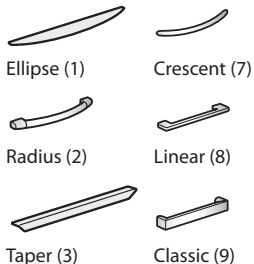
- 2) Trim color for case.

- 3) Trim color for pull (Ellipse and Radius only).
 - Ellipse (Non-Metallic trim colors only)
 - Radius (Metallic trim colors only; upcharge for Metallic trim on pull is included in price.)

- 4) Wood finish color for doors (and top, if wood top is specified).

- 5) Trim color for lock plug.

3 Standard Door Pull Styles



3 No Pulls

Touch Latch Doors =
(J) Painted steel front,
(K) Laminate and Wood fronts.

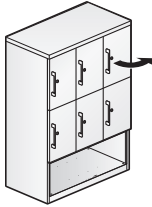
X Series Lockers

Cubby Locker

Actual Depth	Actual Width	Pull	Number	①②③④				Painted Trim		Laminate A Trim		Laminate B Trim		Wood Group A Trim		Wood Group B Trim	
				1	2	3	4	A	B	A	B	A	B	A	B	A	B
39.5"(1003mm) High, Four Doors																	
18.75" (476mm)	36" (914mm)	1	JA18-3936-A	■	■	■	1	\$4778.18	\$4965.15	\$5305.84	\$5438.94	\$5348.05	\$5481.15	\$5831.93	\$5965.03	\$6019.48	\$6152.58
		J	JA18-3936-A	■	■	J	■	4949.54	5136.51	N/A	N/A	N/A	N/A	N/A	N/A	N/A	N/A
		2,3	JA18-3936-A	■	■	■	■	4984.13	5171.10	\$5511.79	\$5644.89	\$5554.00	\$5687.10	\$6037.88	\$6170.98	\$6225.43	\$6358.53
		7,8,9	JA18-3936-A	■	■	■	■	5025.33	5212.30	5552.99	5686.09	5595.20	5728.30	6079.08	6212.18	6266.63	6399.73
		K	JA18-3936-A	■	■	K	■	N/A	N/A	5477.20	5610.30	5519.41	5652.51	6003.29	6136.39	6190.84	6323.94
39.5"(1003mm) High, Six Doors																	
18.75" (476mm)	36" (914mm)	1	JA18-3936-G	■	■	■	1	\$5163.48	\$5350.45	\$5691.14	\$5824.24	\$5733.35	\$5866.45	\$6217.23	\$6350.33	\$6404.78	\$6537.88
		J	JA18-3936-G	■	■	J	■	5420.52	5607.49	N/A	N/A	N/A	N/A	N/A	N/A	N/A	N/A
		2,3	JA18-3936-G	■	■	■	■	5451.81	5638.78	\$5979.47	\$6112.57	\$6021.68	\$6154.78	\$6505.56	\$6638.66	\$6693.11	\$6826.21
		7,8,9	JA18-3936-G	■	■	■	■	5509.49	5696.46	6037.15	6170.25	6079.36	6212.46	6563.24	6696.34	6750.79	6883.89
		K	JA18-3936-G	■	■	K	■	N/A	N/A	5948.18	6081.28	5990.39	6123.49	6474.27	6607.37	6661.82	6794.92
51.5"(1308mm) High, Four Doors																	
18.75" (476mm)	36" (914mm)	1	JA18-5136-A	■	■	■	1	\$5130.86	\$5432.19	\$5807.56	\$6016.98	\$5861.65	\$6071.07	\$6482.69	\$6692.11	\$6723.28	\$6932.70
		J	JA18-5136-A	■	■	J	■	5302.22	5603.55	N/A	N/A	N/A	N/A	N/A	N/A	N/A	N/A
		2,3	JA18-5136-A	■	■	■	■	5336.81	5638.14	\$6013.51	\$6222.93	\$6067.60	\$6277.02	\$6688.64	\$6898.06	\$6929.23	\$7138.65
		7,8,9	JA18-5136-A	■	■	■	■	5378.01	5679.34	6054.71	6264.13	6108.80	6318.22	6729.84	6939.26	6970.43	7179.85
		K	JA18-5136-A	■	■	K	■	N/A	N/A	5978.92	6188.34	6033.01	6242.43	6654.05	6863.47	6894.64	7104.06
51.5"(1308mm) High, Six Doors																	
18.75" (476mm)	36" (914mm)	1	JA18-5136-G	■	■	■	1	\$5516.16	\$5817.49	\$6192.86	\$6402.28	\$6246.95	\$6456.37	\$6867.99	\$7077.41	\$7108.58	\$7318.00
		J	JA18-5136-G	■	■	J	■	5773.20	6074.53	N/A	N/A	N/A	N/A	N/A	N/A	N/A	N/A
		2,3	JA18-5136-G	■	■	■	■	5804.49	6105.82	\$6481.19	\$6690.61	\$6535.28	\$6744.70	\$7156.32	\$7365.74	\$7396.91	\$7606.33
		7,8,9	JA18-5136-G	■	■	■	■	5862.17	6163.50	6538.87	6748.29	6592.96	6802.38	7214.00	7423.42	7454.59	7664.01
		K	JA18-5136-G	■	■	K	■	N/A	N/A	6449.90	6659.32	6503.99	6713.41	7125.03	7334.45	7365.62	7575.04
63.5"(1613mm) High, Six Doors																	
18.75" (476mm)	36" (914mm)	1	JA18-6336-G	■	■	■	1	\$5943.05	\$6358.74	\$6768.79	\$7054.53	\$6834.76	\$7120.50	\$7592.96	\$7878.70	\$7886.59	\$8172.33
		J	JA18-6336-G	■	■	J	■	6200.09	6615.78	N/A	N/A	N/A	N/A	N/A	N/A	N/A	N/A
		2,3	JA18-6336-G	■	■	■	■	6190.19	6605.88	\$7015.93	\$7301.67	\$7081.90	\$7367.64	\$7840.10	\$8125.84	\$8133.73	\$8419.47
		7,8,9	JA18-6336-G	■	■	■	■	6239.63	6655.32	7065.37	7351.11	7131.34	7417.08	7889.54	8175.28	8183.17	8468.91
		K	JA18-6336-G	■	■	K	■	N/A	N/A	7025.83	7311.57	7091.80	7377.54	7850.00	8135.74	8143.63	8429.37
63.5"(1613mm) High, Nine Doors																	
18.75" (476mm)	36" (914mm)	1	JA18-6336-N	■	■	■	1	\$6521.00	\$6936.69	\$7346.74	\$7632.48	\$7412.71	\$7698.45	\$8170.91	\$8456.65	\$8464.54	\$8750.28
		J	JA18-6336-N	■	■	J	■	6906.56	7322.25	N/A	N/A	N/A	N/A	N/A	N/A	N/A	N/A
		2,3	JA18-6336-N	■	■	■	■	6891.71	7307.40	\$7717.45	\$8003.19	\$7783.42	\$8069.16	\$8541.62	\$8827.36	\$8835.25	\$9120.99
		7,8,9	JA18-6336-N	■	■	■	■	6965.87	7381.56	7791.61	8077.35	7857.58	8143.32	8615.78	8901.52	8909.41	9195.15
		K	JA18-6336-N	■	■	K	■	N/A	N/A	7732.30	8018.04	7798.27	8084.01	8556.47	8842.21	8850.10	9135.84

X Series Lockers

Cubby Combination Locker



JA18-5136-JR



JA18-5136-LR



JA18-6336-CR



JA18-6336-ER

Features

- Includes a single case with choice of:
 - Four 18"(457mm) wide or six 12"(305mm) wide compartments separated by divider panels, with individually locking doors
 - Lower 12"(305mm) file drawer or 12"(305mm) open section
- Each compartment Includes one shelf that adjusts in 2"(51mm) increments.
- File drawer (when specified) includes side-to-side hanging bars.
- Door/drawer front options include painted, laminate, or wood.
- Laminate fronts can be specified with painted steel or laminate top.
- Wood fronts can be specified with painted steel or wood top.
- Optional door/drawer pulls include Ellipse, Radius, Taper, Crescent, Linear, Classic, and No Pull (touch latch).
 - Ellipse pull available in non-Metallic trim colors only
 - Radius pull available in Metallic trim colors only
 - Taper pull trim color matches case color
 - Crescent, Linear and Classic pulls are brushed nickel finish
- Shelves and interior match case color.
- Each door locks separately and is randomly keyed.
- Lower file drawer is non-locking.
- Lock plugs are available in black or chrome.
- For lock options, refer to Lock Program section of the Accessories Price List.
- Glides provide 1.5"(38mm) adjustment range.

Specification Tips

- The following accessories can be specified separately and field installed:
 - Shelf
 - Power module and bracket*
 - Locker boot tray (12"(305mm) wide compartments only)
- File/Common Tops may be used for 18.75"(476mm) deep storage runs.
- For locker with open lower section, a base liner can be specified separately to conceal the leveling glide access holes and unused hardware attachment holes in the bottom panel.

To Order, Specify:

Painted Steel Drawer/Door Fronts

- Product number, including:

1 Door Orientation:

- L** Left-hand
- R** Right-hand

2 Drawer/Door Front Option:

- S** Painted steel

3 Pull (see side bar)

4 Top Option:

- R** Regular top

- Trim color for case and front.

- Trim color for pull (Ellipse and Radius only).
 - Ellipse (Non-Metallic trim colors only)
 - Radius (Metallic trim colors only; upcharge for Metallic trim on pull is included in price.)

- Trim color for lock plug.

*See Accessories Price List

To Order, Specify (cont'd):

Laminate Drawer/Door Fronts

- Product number; including:

1 Door Orientation:

- L** Left-hand
- R** Right-hand

2 Drawer/Door Front Option:

- L** Laminate

3 Pull (see side bar)

4 Top Option:

- R** Regular top
- L** Laminate top, add **\$226.60**

- Trim color for case.

- Trim color for pull (Ellipse and Radius only).
 - Ellipse (Non-Metallic trim colors only)
 - Radius (Metallic trim colors only; upcharge for Metallic trim on pull is included in price.)

- Laminate color for doors (and top, if laminate top is specified).

- Edge trim color for doors (and top, if laminate top is specified).

- Trim color for lock plug.

Wood Drawer/Door Fronts

- Product number; including:

1 Door Orientation:

- L** Left-hand
- R** Right-hand

2 Drawer/Door Front Option:

- W** Wood

3 Pull (see side bar)

4 Top Option:

- R** Regular top
- W** Wood top, add **\$453.18**

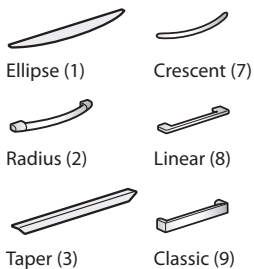
- Trim color for case.

- Trim color for pull (Ellipse and Radius only).
 - Ellipse (Non-Metallic trim colors only)
 - Radius (Metallic trim colors only; upcharge for Metallic trim on pull is included in price.)

- Wood finish color for doors (and top, if wood top is specified).

- Trim color for lock plug.

3 Standard Door Pull Styles



3 No Pulls

Touch Latch Doors =
(J) Painted steel front,
(K) Laminate and Wood fronts.

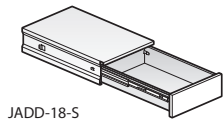
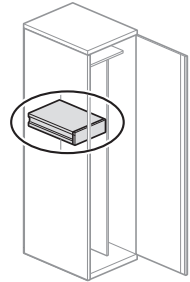
X Series Lockers

Cubby Combination Locker

Actual Depth	Actual Width	Pull	Number	Painted Trim		Laminate A Trim		Laminate B Trim		Wood Group A Trim		Wood Group B Trim		
				1	2	3	4	Trim A	Trim B	Trim A	Trim B	Trim A	Trim B	Trim A
51.5"(1308mm) High, Four Doors with Open Lower Section														
18.75" (476mm)	36" (914mm)	1	JA18-5136-C	1	\$5297.24	\$5598.57	\$5973.94	\$6183.36	\$6028.03	\$6237.45	\$6649.07	\$6858.49	\$6889.66	\$7099.08
		J	JA18-5136-C	J	5468.60	5769.93	N/A	N/A	N/A	N/A	N/A	N/A	N/A	N/A
		2,3	JA18-5136-C		5462.00	5763.33	\$6138.70	\$6348.12	\$6192.79	\$6402.21	\$6813.83	\$7023.25	\$7054.42	\$7263.84
		7,8,9	JA18-5136-C		5494.96	5796.29	6171.66	6381.08	6225.75	6435.17	6846.79	7056.21	7087.38	7296.80
		K	JA18-5136-C	K	N/A	N/A	6145.30	6354.72	6199.39	6408.81	6820.43	7029.85	7061.02	7270.44
51.5"(1308mm) High, Four Doors with Drawer Lower Section														
18.75" (476mm)	36" (914mm)	1	JA18-5136-E	1	\$5514.56	\$5815.89	\$6191.26	\$6400.68	\$6245.35	\$6454.77	\$6866.39	\$7075.81	\$7106.98	\$7316.40
		J	JA18-5136-E	J	5728.76	6030.09	N/A	N/A	N/A	N/A	N/A	N/A	N/A	N/A
		2,3	JA18-5136-E		5720.51	6021.84	\$6397.21	\$6606.63	\$6451.30	\$6660.72	\$7072.34	\$7281.76	\$7312.93	\$7522.35
		7,8,9	JA18-5136-E		5761.71	6063.04	6438.41	6647.83	6492.50	6701.92	7113.54	7322.96	7354.13	7563.55
		K	JA18-5136-E	K	N/A	N/A	6562.02	6771.44	6616.11	6825.53	7237.15	7446.57	7477.74	7687.16
51.5"(1308mm) High, Six Doors with Open Lower Section														
18.75" (476mm)	36" (914mm)	1	JA18-5136-J	1	\$5682.54	\$5983.87	\$6359.24	\$6568.66	\$6413.33	\$6622.75	\$7034.37	\$7243.79	\$7274.96	\$7484.38
		J	JA18-5136-J	J	5939.58	6240.91	N/A	N/A	N/A	N/A	N/A	N/A	N/A	N/A
		2,3	JA18-5136-J		5929.68	6231.01	\$6606.38	\$6815.80	\$6660.47	\$6869.89	\$7281.51	\$7490.93	\$7522.10	\$7731.52
		7,8,9	JA18-5136-J		5979.12	6280.45	6655.82	6865.24	6709.91	6919.33	7330.95	7540.37	7571.54	7780.96
		K	JA18-5136-J	K	N/A	N/A	6616.28	6825.70	6670.37	6879.79	7291.41	7500.83	7532.00	7741.42
51.5"(1308mm) High, Six Doors with Drawer Lower Section														
18.75" (476mm)	36" (914mm)	1	JA18-5136-L	1	\$5899.86	\$6201.19	\$6576.56	\$6785.98	\$6630.65	\$6840.07	\$7251.69	\$7461.11	\$7492.28	\$7701.70
		J	JA18-5136-L	J	6199.74	6501.07	N/A	N/A	N/A	N/A	N/A	N/A	N/A	N/A
		2,3	JA18-5136-L		6188.19	6489.52	\$6864.89	\$7074.31	\$6918.98	\$7128.40	\$7540.02	\$7749.44	\$7780.61	\$7990.03
		7,8,9	JA18-5136-L		6245.87	6547.20	6922.57	7131.99	6976.66	7186.08	7597.70	7807.12	7838.29	8047.71
		K	JA18-5136-L	K	N/A	N/A	7033.00	7242.42	7087.09	7296.51	7708.13	7917.55	7948.72	8158.14
63.5"(1613mm) High, Four Doors with Open Lower Section														
18.75" (476mm)	36" (914mm)	1	JA18-6336-C	1	\$5649.92	\$6065.61	\$6475.66	\$6761.40	\$6541.63	\$6827.37	\$7299.83	\$7585.57	\$7593.46	\$7879.20
		J	JA18-6336-C	J	5821.28	6236.97	N/A	N/A	N/A	N/A	N/A	N/A	N/A	N/A
		2,3	JA18-6336-C		5814.68	6230.37	\$6640.42	\$6926.16	\$6706.39	\$6992.13	\$7464.59	\$7750.33	\$7758.22	\$8043.96
		7,8,9	JA18-6336-C		5847.64	6263.33	6673.38	6959.12	6739.35	7025.09	7497.55	7783.29	7791.18	8076.92
		K	JA18-6336-C	K	N/A	N/A	6647.02	6932.76	6712.99	6998.73	7471.19	7756.93	7764.82	8050.56
63.5"(1613mm) High, Four Doors with Drawer Lower Section														
18.75" (476mm)	36" (914mm)	1	JA18-6336-E	1	\$5867.24	\$6282.93	\$6692.98	\$6978.72	\$6758.95	\$7044.69	\$7517.15	\$7802.89	\$7810.78	\$8096.52
		J	JA18-6336-E	J	6081.44	6497.13	N/A	N/A	N/A	N/A	N/A	N/A	N/A	N/A
		2,3	JA18-6336-E		6073.19	6488.88	\$6898.93	\$7184.67	\$6964.90	\$7250.64	\$7723.10	\$8008.84	\$8016.73	\$8302.47
		7,8,9	JA18-6336-E		6114.39	6530.08	6940.13	7225.87	7006.10	7291.84	7764.30	8050.04	8057.93	8343.67
		K	JA18-6336-E	K	N/A	N/A	7063.74	7349.48	7129.71	7415.45	7887.91	8173.65	8181.54	8467.28
63.5"(1613mm) High, Six Doors with Open Lower Section														
18.75" (476mm)	36" (914mm)	1	JA18-6336-J	1	\$6035.22	\$6450.91	\$6860.96	\$7146.70	\$6926.93	\$7212.67	\$7685.13	\$7970.87	\$7978.76	\$8264.50
		J	JA18-6336-J	J	6292.26	6707.95	N/A	N/A	N/A	N/A	N/A	N/A	N/A	N/A
		2,3	JA18-6336-J		6282.36	6698.05	\$7108.10	\$7393.84	\$7174.07	\$7459.81	\$7932.27	\$8218.01	\$8225.90	\$8511.64
		7,8,9	JA18-6336-J		6331.80	6747.49	7157.54	7443.28	7223.51	7509.25	7981.71	8267.45	8275.34	8561.08
		K	JA18-6336-J	K	N/A	N/A	7118.00	7403.74	7183.97	7469.71	7942.17	8227.91	8235.80	8521.54
63.5"(1613mm) High, Six Doors with Drawer Lower Section														
18.75" (476mm)	36" (914mm)	1	JA18-6336-L	1	\$6252.54	\$6668.23	\$7078.28	\$7364.02	\$7144.25	\$7429.99	\$7902.45	\$8188.19	\$8196.08	\$8481.82
		J	JA18-6336-L	J	6552.42	6968.11	N/A	N/A	N/A	N/A	N/A	N/A	N/A	N/A
		2,3	JA18-6336-L		6540.87	6956.56	\$7366.61	\$7652.35	\$7432.58	\$7718.32	\$8190.78	\$8476.52	\$8484.41	\$8770.15
		7,8,9	JA18-6336-L		6598.55	7014.24	7424.29	7710.03	7490.26	7776.00	8248.46	8534.20	8542.09	8827.83
		K	JA18-6336-L	K	N/A	N/A	7534.72	7820.46	7600.69	7886.43	8358.89	8644.63	8652.52	8938.26

X Series Locker Accessories

	Actual Depth	Width	Number	Shelf — Trim A		Shelf — Trim B	
				Drawer Trim A	Trim B	Drawer Trim A	Trim B
Locker Shelf with Personal Drawer	16"(406mm)	12"(305mm)	JADD-18-S	\$411.53	\$413.23	\$430.65	\$432.35
	17.5"(445mm)	12"(305mm)	JADD-24-S	\$493.37	\$495.07	\$503.73	\$505.43



JADD-18-S

Features

- Includes a painted steel locker shelf with suspended personal drawer and attachment hardware.
- Attaches inside a 12"(305mm) wide compartment opposite side of door at desired height in locker or double group locker with 18"(457mm) wide doors only.
- 4"(102mm) high drawer has full extension steel ball bearing slides.

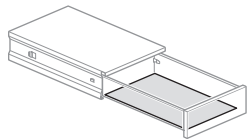
To Order, Specify:

- 1) Product number.
- 2) Trim color for shelf.
- 3) Trim color for drawer front.

Specification Tips

- 16"(406mm) deep shelf/drawer fits 18.75"(476mm) deep units.
- 17.5"(445mm) deep shelf/drawer fits 23.625"(600mm) deep units.

Drawer Liner



KJFL-0015-JD

Class YA – GSA: Open Market

Number	Price
KJFL-0015-JD	\$29.40

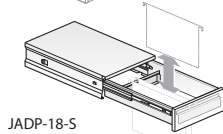
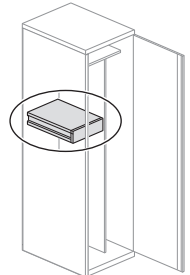
Features

- Includes one soft felt like drawer liner in charcoal grey.
- Fits into locker shelf with personal drawer.

To Order, Specify:

- 1) Product number.

Locker Shelf with Suspended File Frame



JADP-18-S

NOTE:
Hanging Folders
Not Included

Actual Depth	Width	Number	Shelf — Trim A		Shelf — Trim B	
			Drawer Trim A	Trim B	Drawer Trim A	Trim B
16"(406mm)	12"(305mm)	JADP-18-S	\$361.66	\$363.36	\$371.81	\$373.51
17.5"(445mm)	12"(305mm)	JADP-24-S	\$443.50	\$445.20	\$444.89	\$446.59

Features

- Includes a painted steel locker shelf with suspended file frame and attachment hardware.
- Supports side-to-side hanging of letter-size suspended file folders.
- Drawer accessory installation opposite side of door at desired height. To be used on lockers with 18"(457mm) wide doors only.
- File frame has full extension steel ball bearing slides.

To Order, Specify:

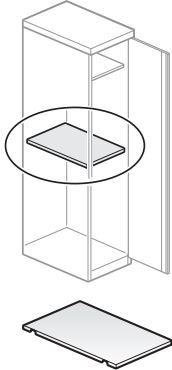
- 1) Product number.
- 2) Trim color for shelf.
- 3) Trim color for drawer front.

Specification Tips

- 16"(406mm) deep shelf/frame fits 18.75"(476mm) deep units.
- 17.5"(445mm) deep shelf/frame fits 23.625"(600mm) deep units.

X Series Locker Accessories

	Actual Depth	Width	Number	Trim A	B
Locker Shelf	16"(406mm)	12"(305mm)	JAS-1812-S	\$ 80.82	\$ 91.53
	17.5"(445mm)	12"(305mm)	JAS-2412-S	\$107.82	\$121.47



JAS-1812-S

Features

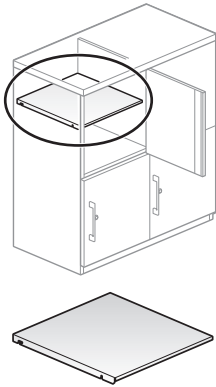
- Includes a painted steel locker shelf and attachment hardware.
- Attaches inside the shelf compartment of a 12"(305mm) or 18"(457mm) wide locker or group locker.

Specification Tips

- 16"(406mm) deep shelf fits 18.75"(476mm) deep unit.
- 17.5"(445mm) deep shelf fits 23.625"(600mm) deep unit.

To Order, Specify:

- 1) Product number.
- 2) Trim color.

Cubby Locker Shelf

JACS-1812-S

Depth	Width	Number	Trim A	B
17.5"(445mm)	12"(305mm)	JACS-1812-S	\$80.82	\$ 91.53
17.5"(445mm)	18"(457mm)	JACS-1818-S	89.52	103.17

Features

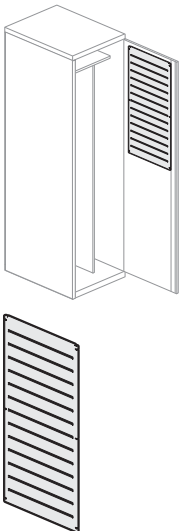
- Includes a painted steel locker shelf and attachment hardware.
- Attaches inside a 12"(305mm) or 18"(457mm) wide cubby locker or cubby combination locker.

Specification Tip

- Match shelf width to compartment width.

To Order, Specify:

- 1) Product number.
- 2) Trim color.

Locker Slat Rail

JAR-3918-S

Locker Height	Slat Rail Height	Locker Width	Number ¹	Trim A	B
39.5"(1003mm)	15.75"(400mm)	18"(457mm)	JAR-3918-■	\$163.43	\$198.44
40.5"(1029mm)	16.25"(413mm)	18"(457mm)	JAR-4018-■	164.52	200.50
48.5"(1232mm)	20.5"(514mm)	18"(457mm)	JAR-4818-■	173.24	216.98
51.5"(1208mm)	21.75"(552mm)	18"(457mm)	JAR-5118-■	176.51	223.16
56.5"(1435mm)	24.25"(616mm)	18"(457mm)	JAR-5618-■	181.96	233.46
63.5"(1613mm)	27.75"(705mm)	18"(457mm)	JAR-6318-■	189.59	247.88
64.5"(1638mm)	28.25"(718mm)	18"(457mm)	JAR-6418-■	191.77	252.00

Features

- Includes painted aluminum slat rail and attachment hardware.
- Attaches to the interior of an 18"(457mm) wide locker door to support slat rail accessories.

Specification Tips

- Slat rail attaches to an 18"(457mm) wide locker door only; will not work with 12"(305mm) wide door.
- Worktools such as Belong Tool Cup (KUTC-0000-H) and Belong Hanging Sorter (KUHS-0000-H) can be hung from slat rail.*

*See Accessories Price List

To Order, Specify:

- 1) Product number, including:


1 Locker Door Material

- S** For use with Painted Steel Door
- N** For use with Laminate or Wood Door

- 2) Trim color.

X Series Locker Accessories

	Depth	Width	Number	Price
Locker Boot Tray	24"(610mm)	12"(305mm)	JAT-2412	\$ 99.48
	18"(457mm)	36"(914mm)	JAT-1836	\$206.06



JAT-2412

Features

- Includes one plastic tray.
- Available in black only.

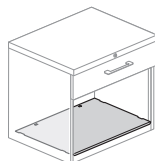
Specification Tips

- 12"(305mm) wide tray fits into a 12"(305mm) wide compartment in a single, double, group, or cubby locker.
- 36"(914mm) wide tray fits into lower open section of a cubby combination locker.
- 24"(610mm) deep boot tray can be field cut to fit 18.75"(476mm) deep lockers.

To Order, Specify:

- 1) Product number.
(No color specification required.)

Base Liner



JNAB-30-S

Depth	Width	Number	Trim	
			A	B
18"(457mm)	30"(762mm)	JNAB-30-S	\$ 89.05	\$111.44
	36"(914mm)	JNAB-36-S	96.65	124.17
	42"(1067mm)	JNAB-42-S	104.25	136.90

Features

- Includes a painted steel base liner.
- Fits into the lower open storage section of the following products:
 - 1.5H combination unit (proud front or inset front)
 - 1.5H open storage case (proud front or inset front)
 - Cubby combination locker with open lower section
- Conceals the leveling glide access holes and unused hardware attachment holes in the bottom panel.

To Order, Specify:

- 1) Product number.
- 2) Trim color.

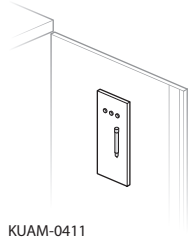
Specification Tip

- Match liner width to storage width.

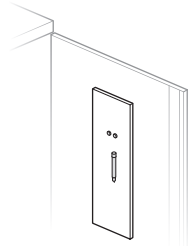
Belong Work Tools — Accessories

Locker Accessories

	Actual Height	Actual Width	Number	Price
Magnet Board	11"(279mm)	4"(102mm)	KUAM-0411	\$43.90
	18"(457mm)	5"(127mm)	KUAM-0518	87.80



KUAM-0411



KUAM-0518

Features

- Includes:
 - Magnetic dry-erase board
 - Three round magnets on 11"(279mm) high magnet board, two round magnets on 18"(457mm) high magnet board
 - One magnetic dry erase pen
 - Magnetic attachment strip for attachment to magnetic surfaces
 - Adhesive strip for attachment to non-magnetic surfaces
- Available in white (not matched to Haworth's color palette).

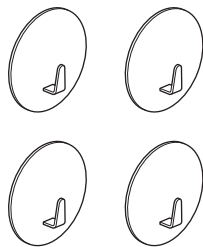
To Order, Specify:

- Product number.

Specification Tip

- Use on non-textured surfaces for best performance.

	Diameter	Number	Price
Magnet Hooks	1.5"(38mm)	KUAH-0002	\$42.17



KUAH-0002

Features

- Includes four 1.5"(38mm)-diameter magnetic hooks for holding personal items.
- Available in white (not matched to Haworth's color palette).

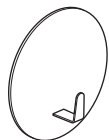
To Order, Specify:

- Product number.

Specification Tip

- Use on non-textured surfaces for best performance.

		Number	Price
Magnet Hook	3"(76mm)	KUAH-0003	\$27.87



KUAH-0003

Features

- Includes one 3"(76mm)-diameter magnetic hook for holding personal items.
- Available in white (not matched to Haworth's color palette).

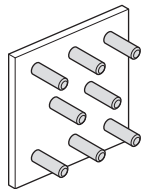
To Order, Specify:

- Product number.

Specification Tip

- Use on non-textured surfaces for best performance.

	Depth	Diameter	Number	Price
Round Peg Magnets	0.375"(10mm)	0.156"(4mm)	KUAP-0000	\$42.17



KUAP-0000

Features

- Includes eight round magnets and acrylic storage box.
- Available in chrome.

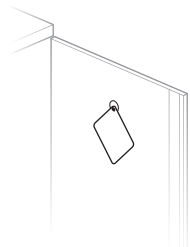
To Order, Specify:

- Product number.

Specification Tips

- Use on non-textured surfaces for best performance.
- Each magnet can hold up to eight sheets of letter-size paper.

	Actual Width	Actual Length	Number	Price
Mirror	3.125"(80mm)	4.375"(111mm)	KUAR-0403	\$29.84



KUAR

Features

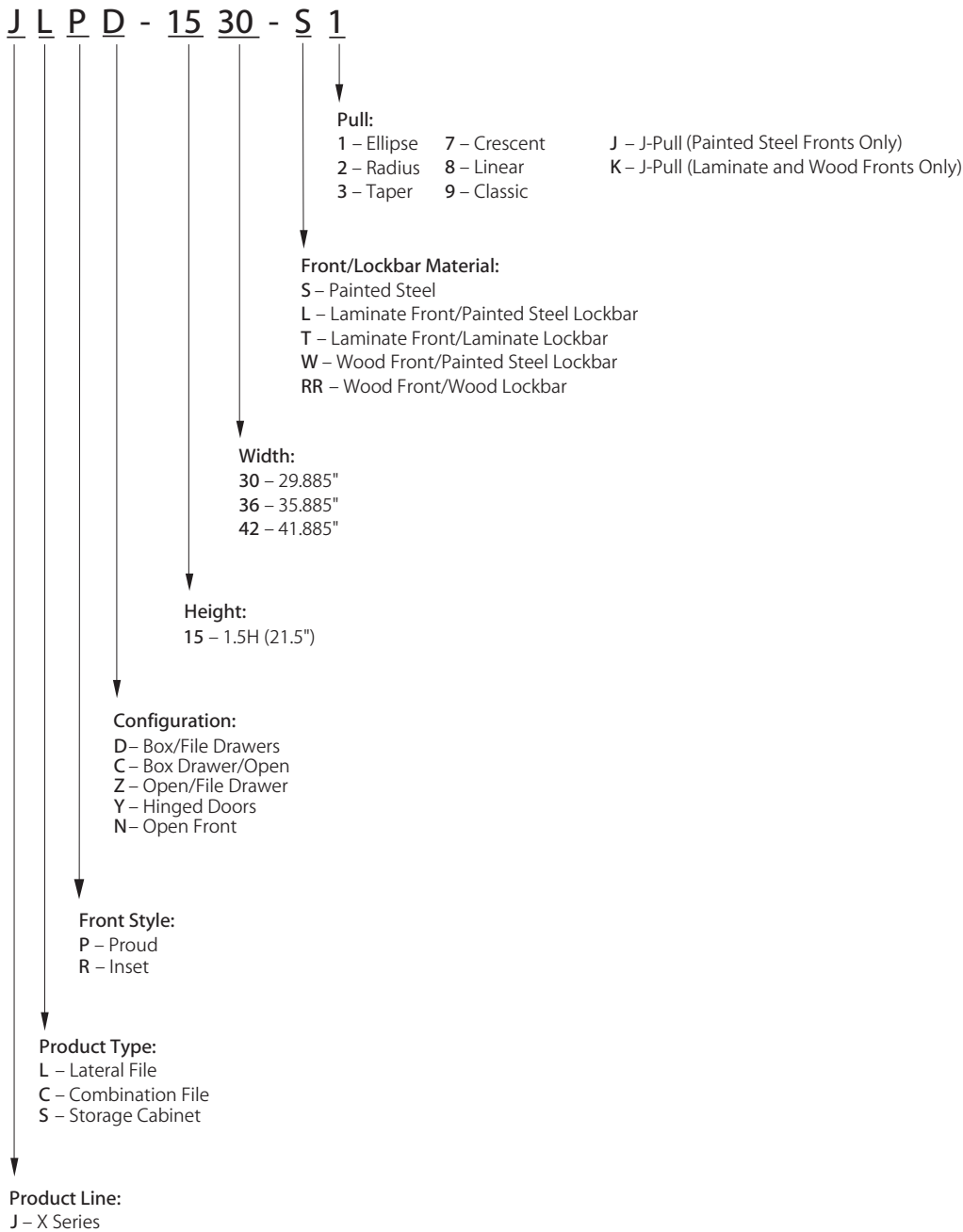
- Includes one acrylic mirror.
- Can be hung from a Belong magnetic hook, or placed in a Belong pouch (specified separately).

To Order, Specify:

- Product number.
(No color specification required.)


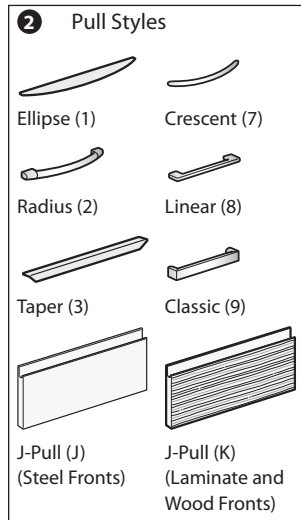
This page intentionally blank

X Series 1.5H Filing & Storage — Catalog Logic



X Series 1.5H Filing & Storage

1.5H Lateral File – Proud Front

JLPD-1530
(Box - File Proud)**Features**

- Includes:
 - One 12”(305mm) high file drawer and one 6”(152mm) high box drawer
 - Factory-installed counterweight
- File drawer includes side-to-side hanging bars that accommodate letter, legal, and EDP suspended file folders.
- Drawer front options include painted, laminate, or wood.
- Laminate fronts can be specified with a painted steel or laminate lockbar.
- Wood fronts can be specified with a painted steel or wood lockbar.
- Optional drawer pulls include Ellipse, Radius, Taper, Crescent, Linear, Classic, and J-Pull.
 - Ellipse pull available in non-Metallic trim colors only
 - Radius pull available in Metallic trim colors only
 - Taper and J-Pull pull trim color matches case trim color
 - Crescent, Linear and Classic pulls are brushed nickel finish
- Drawers have full extension steel ball-bearing slides.
- Drawer interiors and accessories are black finish color.
- Single lock secures both drawers.
- Lock plug is available in black or chrome.
- For lock options, refer to Lock Program section of the Accessories Price List.
- Glides provide 1.5”(38mm) adjustment range.

Specification Tips

- When using one or more 1.5H units to provide guest seating, file top or common file top is required; specified separately.
- Cushion available for use on file top or common file top; specified separately.

To Order, Specify:**Painted Steel Drawer Fronts**

- Product number, including:

① Front/Lockbar Option:

S Painted steel fronts/painted steel lockbar

② Pull (see side bar)

- Trim color for case and front.
- Trim color for pull (Ellipse and Radius only).
 - Ellipse (Non-Metallic trim colors only)
 - Radius (Metallic trim colors only; upcharge for Metallic trim on pull is included in price.)
- Trim color for lock plug.

Laminate Drawer Fronts

- Product number, including:

① Front/Lockbar Option:

L Laminate fronts/painted steel lockbar

T Laminate fronts/laminate lockbar, add **\$53.99** list

② Pull (see side bar)

- Trim color for case.
- Trim color for pull (Ellipse and Radius only).
 - Ellipse (Non-Metallic trim colors only)
 - Radius (Metallic trim colors only; upcharge for Metallic trim on pull is included in price.)
- Laminate color for drawer fronts.
- Edge trim color for drawer fronts.
- Trim color for lock plug.

Wood Drawer Fronts

- Product number, including:

① Front/Lockbar Option:

W Wood fronts/painted steel lockbar

R Wood fronts/wood lockbar, add **\$104.36** list

② Pull (see side bar)

- Trim color for case.
- Trim color for pull (Ellipse and Radius only).
 - Ellipse (Non-Metallic trim colors only)
 - Radius (Metallic trim colors only; upcharge for Metallic trim on pull is included in price.)
- Wood finish color for drawer fronts.
- Trim color for lock plug.

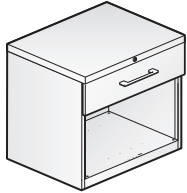
X Series 1.5H Filing & Storage

1.5H Lateral File – Proud Front


Actual Depth	Actual Width	Pull	Number ① ②	Painted		Laminate A		Laminate B		Wood Group A		Wood Group B	
				Trim A	Trim B	Trim A	Trim B	Trim A	Trim B	Trim A	Trim B	Trim A	Trim B
1.5H, 21.5" (546mm) — Box/File													
18.75" (476mm)	29.885" (759mm)	1	JLPD-1530- 1	\$1720.05	\$1860.08	\$1852.73	\$1931.17	\$1880.07	\$1958.51	\$2038.55	\$2116.99	\$2095.28	\$2173.72
		J	JLPD-1530- J	1720.05	1860.08	N/A	N/A	N/A	N/A	N/A	N/A	N/A	N/A
		2, 3	JLPD-1530-	1806.55	1946.58	\$1939.23	\$2017.67	\$1966.57	\$2045.01	\$2125.05	\$2203.49	\$2181.78	\$2260.22
		7, 8, 9	JLPD-1530-	1823.87	1963.90	1956.55	2034.99	1983.89	2062.33	2142.37	2220.81	2199.10	2277.54
		K	JLPD-1530- K	N/A	N/A	2023.67	2102.11	2051.01	2129.45	2209.49	2287.93	2266.22	2344.66
	35.885" (911mm)	1	JLPD-1536- 1	\$2016.03	\$2198.12	\$2148.71	\$2235.61	\$2177.91	\$2264.81	\$2398.55	\$2485.45	\$2466.68	\$2553.58
		J	JLPD-1536- J	2016.03	2198.12	N/A	N/A	N/A	N/A	N/A	N/A	N/A	N/A
		2, 3	JLPD-1536-	2102.53	2284.62	\$2235.21	\$2322.11	\$2264.41	\$2351.31	\$2485.05	\$2571.95	\$2553.18	\$2640.08
		7, 8, 9	JLPD-1536-	2119.85	2301.94	2252.53	2339.43	2281.73	2368.63	2502.37	2589.27	2570.50	2657.40
		K	JLPD-1536- K	N/A	N/A	2319.65	2406.55	2348.85	2435.75	2569.49	2656.39	2637.62	2724.52
	41.885" (1064mm)	1	JLPD-1542- 1	\$2312.01	\$2536.16	\$2444.69	\$2540.05	\$2475.75	\$2571.11	\$2758.55	\$2853.91	\$2838.08	\$2933.44
		J	JLPD-1542- J	2312.01	2536.16	N/A	N/A	N/A	N/A	N/A	N/A	N/A	N/A
		2, 3	JLPD-1542-	2398.51	2622.66	\$2531.19	\$2626.55	\$2562.25	\$2657.61	\$2845.05	\$2940.41	\$2924.58	\$3019.94
		7, 8, 9	JLPD-1542-	2415.83	2639.98	2548.51	2643.87	2579.57	2674.93	2862.37	2957.73	2941.90	3037.26
		K	JLPD-1542- K	N/A	N/A	2615.63	2710.99	2646.69	2742.05	2929.49	3024.85	3009.02	3104.38

X Series 1.5H Filing & Storage

1.5H Combination File – Proud Front



JCPC-1530
(Box Drawer - 12" Open Proud)



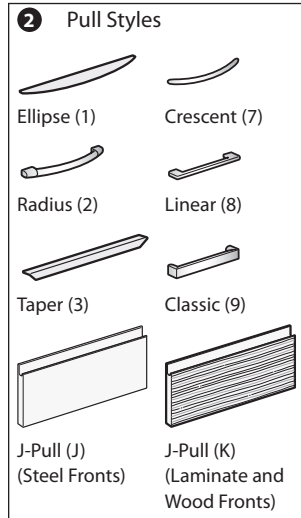
JCPZ-1530
(6" Open - File Drawer Proud)

Features

- Box drawer with 12"(305mm) open includes a 12"(305mm) high open section with a 6"(152mm) high box drawer above.
- 6"(152mm) open with file drawer includes one 12"(305mm) high file drawer with a 6"(152mm) high open section above, and factory-installed counterweight.
- File drawer includes side-to-side hanging bars that accommodate letter, legal, and EDP suspended file folders.
- Drawer front options include painted, laminate, or wood.
- Laminate fronts can be specified with a painted steel or laminate lockbar.
- Wood fronts can be specified with a painted steel or wood lockbar.
- Optional drawer pulls include Ellipse, Radius, Taper, Crescent, Linear, Classic, and J-Pull.
 - Ellipse pull available in non-Metallic trim colors only
 - Radius pull available in Metallic trim colors only
 - Taper and J-Pull pull trim color matches case trim color
 - Crescent, Linear and Classic pulls are brushed nickel finish
- Drawers have full extension steel ball-bearing slides.
- Drawer interiors and accessories are black finish color. Open section interior matches case color.
- Lock plug is available in black or chrome.
- For lock options, refer to Lock Program section of the Accessories Price List.
- Glides provide 1.5"(38mm) adjustment range.

Specification Tips

- When using one or more 1.5H units to provide guest seating, file top or common file top is required; specified separately.
- Cushion available for use on file top or common file top; specified separately.
- For file with open lower section, a base liner can be specified separately to conceal the leveling glide access holes and unused hardware attachment holes in the bottom panel.



To Order, Specify:

Painted Steel Drawer Fronts

- 1) Product number, including:

1 Front/Lockbar Option:

- S** Painted steel fronts/painted steel lockbar

2 Pull (see side bar)

- 2) Trim color for case and front.
- 3) Trim color for pull (Ellipse and Radius only).
 - Ellipse (Non-Metallic trim colors only)
 - Radius (Metallic trim colors only; upcharge for Metallic trim on pull is included in price.)
- 4) Trim color for lock plug.

Laminate Drawer Fronts

- 1) Product number, including:

1 Front/Lockbar Option:

- L** Laminate fronts/painted steel lockbar
- T** Laminate fronts/laminate lockbar, add **\$53.99** list

2 Pull (see side bar)

- 2) Trim color for case.
- 3) Trim color for pull (Ellipse and Radius only).
 - Ellipse (Non-Metallic trim colors only)
 - Radius (Metallic trim colors only; upcharge for Metallic trim on pull is included in price.)
- 4) Laminate color for drawer fronts.
- 5) Edge trim color for drawer fronts.
- 6) Trim color for lock plug.

Wood Drawer Fronts

- 1) Product number, including:

1 Front/Lockbar Option:

- W** Wood fronts/painted steel lockbar
- R** Wood fronts/wood lockbar, add **\$104.36** list

2 Pull (see side bar)

- 2) Trim color for case.
- 3) Trim color for pull (Ellipse and Radius only).
 - Ellipse (Non-Metallic trim colors only)
 - Radius (Metallic trim colors only; upcharge for Metallic trim on pull is included in price.)
- 4) Wood finish color for drawer fronts.
- 5) Trim color for lock plug.


X Series 1.5H Filing & Storage

1.5H Combination File – Proud Front

Actual Depth	Actual Width	Pull	Number ① ②	Painted Trim		Laminate A Trim		Laminate B Trim		Wood Group A Trim		Wood Group B Trim	
				A	B	A	B	A	B	A	B	A	B
1.5H, 21.5" (546mm) — Box Drawer with 12" (305mm) Open													
18.75" (476mm)	29.885" (759mm)	1	JCPC-1530- 1	\$1711.39	\$1851.42	\$1844.07	\$1922.51	\$1871.41	\$1949.85	\$2029.89	\$2108.33	\$2086.62	\$2165.06
		J	JCPC-1530- J	1711.39	1851.42	N/A	N/A	N/A	N/A	N/A	N/A	N/A	N/A
		2, 3	JCPC-1530-	1754.64	1894.67	\$1887.32	\$1965.76	\$1914.66	\$1993.10	\$2073.14	\$2151.58	\$2129.87	\$2208.31
		7, 8, 9	JCPC-1530-	1763.30	1903.33	1895.98	1974.42	1923.32	2001.76	2081.80	2160.24	2138.53	2216.97
		K	JCPC-1530- K	N/A	N/A	2015.01	2093.45	2042.35	2120.79	2200.83	2279.27	2257.56	2336.00
	35.885" (911mm)	1	JCPC-1536- 1	\$2007.37	\$2189.46	\$2140.05	\$2226.95	\$2169.25	\$2256.15	\$2389.89	\$2476.79	\$2458.02	\$2544.92
		J	JCPC-1536- J	2007.37	2189.46	N/A	N/A	N/A	N/A	N/A	N/A	N/A	N/A
		2, 3	JCPC-1536-	2050.62	2232.71	\$2183.30	\$2270.20	\$2212.50	\$2299.40	\$2433.14	\$2520.04	\$2501.27	\$2588.17
		7, 8, 9	JCPC-1536-	2059.28	2241.37	2191.96	2278.86	2221.16	2308.06	2441.80	2528.70	2509.93	2596.83
		K	JCPC-1536- K	N/A	N/A	2310.99	2397.89	2340.19	2427.09	2560.83	2647.73	2628.96	2715.86
	41.885" (1064mm)	1	JCPC-1542- 1	\$2303.35	\$2527.50	\$2436.03	\$2531.39	\$2467.09	\$2562.45	\$2749.89	\$2845.25	\$2829.42	\$2924.78
		J	JCPC-1542- J	2303.35	2527.50	N/A	N/A	N/A	N/A	N/A	N/A	N/A	N/A
		2, 3	JCPC-1542-	2346.60	2570.75	\$2479.28	\$2574.64	\$2510.34	\$2605.70	\$2793.14	\$2888.50	\$2872.67	\$2968.03
		7, 8, 9	JCPC-1542-	2355.26	2579.41	2487.94	2583.30	2519.00	2614.36	2801.80	2897.16	2881.33	2976.69
		K	JCPC-1542- K	N/A	N/A	2606.97	2702.33	2638.03	2733.39	2920.83	3016.19	3000.36	3095.72
1.5H, 21.5" (546mm) — 6" (152mm) Open with File Drawer													
18.75" (476mm)	29.885" (759mm)	1	JCPZ-1530- 1	\$1720.05	\$1860.08	\$1852.73	\$1931.17	\$1880.07	\$1958.51	\$2038.55	\$2116.99	\$2095.28	\$2173.72
		J	JCPZ-1530- J	1720.05	1860.08	N/A	N/A	N/A	N/A	N/A	N/A	N/A	N/A
		2, 3	JCPZ-1530-	1763.30	1903.33	\$1895.98	\$1974.42	\$1923.32	\$2001.76	\$2081.80	\$2160.24	\$2138.53	\$2216.97
		7, 8, 9	JCPZ-1530-	1771.96	1911.99	1904.64	1983.08	1931.98	2010.42	2090.46	2168.90	2147.19	2225.63
		K	JCPZ-1530- K	N/A	N/A	2023.67	2102.11	2051.01	2129.45	2209.49	2287.93	2266.22	2344.66
	35.885" (911mm)	1	JCPZ-1536- 1	\$2016.03	\$2198.12	\$2148.71	\$2235.61	\$2177.91	\$2264.81	\$2398.55	\$2485.45	\$2466.68	\$2553.58
		J	JCPZ-1536- J	2016.03	2198.12	N/A	N/A	N/A	N/A	N/A	N/A	N/A	N/A
		2, 3	JCPZ-1536-	2059.28	2241.37	\$2191.96	\$2278.86	\$2221.16	\$2308.06	\$2441.80	\$2528.70	\$2509.93	\$2596.83
		7, 8, 9	JCPZ-1536-	2067.94	2250.03	2200.62	2287.52	2229.82	2316.72	2450.46	2537.36	2518.59	2605.49
		K	JCPZ-1536- K	N/A	N/A	2319.65	2406.55	2348.85	2435.75	2569.49	2656.39	2637.62	2724.52
	41.885" (1064mm)	1	JCPZ-1542- 1	\$2312.01	\$2536.16	\$2444.69	\$2540.05	\$2475.75	\$2571.11	\$2758.55	\$2853.91	\$2838.08	\$2933.44
		J	JCPZ-1542- J	2312.01	2536.16	N/A	N/A	N/A	N/A	N/A	N/A	N/A	N/A
		2, 3	JCPZ-1542-	2355.26	2579.41	\$2487.94	\$2583.30	\$2519.00	\$2614.36	\$2801.80	\$2897.16	\$2881.33	\$2976.69
		7, 8, 9	JCPZ-1542-	2363.92	2588.07	2496.60	2591.96	2527.66	2623.02	2810.46	2905.82	2889.99	2985.35
		K	JCPZ-1542- K	N/A	N/A	2615.63	2710.99	2646.69	2742.05	2929.49	3024.85	3009.02	3104.38

X Series 1.5H Filing & Storage

1.5H Storage Cabinet with Hinged Doors – Proud Front



JSPY-1530
(Hinged Doors Proud)

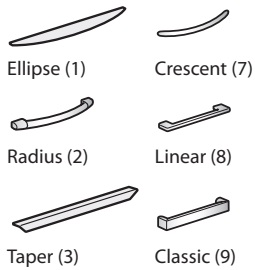
Features

- Includes full-height hinged doors and one shelf that adjusts in 6”(152mm) increments.
- Door front options include painted, laminate, or wood.
- Laminate fronts can be specified with a painted steel or laminate lockbar.
- Wood fronts can be specified with a painted steel or wood lockbar.
- Optional door pulls include Ellipse, Radius, Taper, Crescent, Linear, Classic, and No Pull (touch latch).
 - Ellipse pull available in non-Metallic trim colors only.
 - Radius pull available in Metallic trim colors only.
 - Taper pull trim color matches case color.
 - Crescent, Linear and Classic pulls are brushed nickel finish.
- Interior and shelf match case color.
- Single lock secures both doors.
- Lock plug is available in black or chrome.
- For lock options, refer to Lock Program section of the Accessories Price List.
- Glides provide 1.5”(38mm) adjustment range.

Specification Tips

- When using one or more 1.5H units to provide guest seating, file top or common file top is required; specified separately.
- Cushion available for use on file top or common file top; specified separately.
- Additional shelves can be specified separately.

2 Pull Styles



2 No Pulls

Touch Latch Doors =
(J) Painted steel front,
(K) Laminate and Wood fronts.

To Order, Specify:

Painted Steel Door Fronts

- 1) Product number, including:

1 Front/Lockbar Option:

S Painted steel fronts/painted steel lockbar

2 Pull (see side bar)

- 2) Trim color for case and front.
- 3) Trim color for pull (Ellipse and Radius only).
 - Ellipse (Non-Metallic trim colors only)
 - Radius (Metallic trim colors only; upcharge for Metallic trim on pull is included in price.)

- 4) Trim color for lock plug.

Laminate Door Fronts

- 1) Product number, including:

1 Front/Lockbar Option:

L Laminate fronts/painted steel lockbar

T Laminate fronts/laminate lockbar, add **\$53.99** list

2 Pull (see side bar)

- 2) Trim color for case.
- 3) Trim color for pull (Ellipse and Radius only).
 - Ellipse (Non-Metallic trim colors only)
 - Radius (Metallic trim colors only; upcharge for Metallic trim on pull is included in price.)

- 4) Laminate color for door fronts.

- 5) Edge trim color for door fronts.

- 6) Trim color for lock plug.

Wood Door Fronts

- 1) Product number, including:

1 Front/Lockbar Option:

W Wood fronts/painted steel lockbar

R Wood fronts/wood lockbar, add **\$104.36** list

2 Pull (see side bar)

- 2) Trim color for case.
- 3) Trim color for pull (Ellipse and Radius only).
 - Ellipse (Non-Metallic trim colors only)
 - Radius (Metallic trim colors only; upcharge for Metallic trim on pull is included in price.)

- 4) Wood finish color for door fronts.

- 5) Trim color for lock plug.

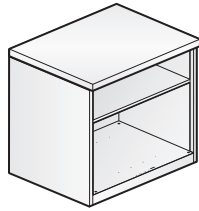
X Series 1.5H Filing & Storage

1.5H Storage Cabinet with Hinged Doors – Proud Front

Actual Depth	Actual Width	Pull	Number ① ②	Painted		Laminate A		Laminate B		Wood Group A		Wood Group B	
				Trim A	Trim B	Trim A	Trim B	Trim A	Trim B	Trim A	Trim B	Trim A	Trim B
1.5H, 21.5" (546mm) — Hinged Doors													
18.75" (476mm)	29.885" (759mm)	1	JSPY-1530- 1	\$1557.38	\$1697.41	\$1690.06	\$1768.50	\$1700.66	\$1779.10	\$1875.88	\$1954.32	\$1932.61	\$2011.05
		J	JSPY-1530- J	1557.38	1697.41	N/A	N/A	N/A	N/A	N/A	N/A	N/A	N/A
		2, 3	JSPY-1530-	1643.88	1783.91	\$1776.56	\$1855.00	\$1787.16	\$1865.60	\$1962.38	\$2040.82	\$2019.11	\$2097.55
		7, 8, 9	JSPY-1530-	1661.20	1801.23	1793.88	1872.32	1804.48	1882.92	1979.70	2058.14	2036.43	2114.87
		K	JSPY-1530- K	N/A	N/A	1690.06	1768.50	1700.66	1779.10	1875.88	1954.32	1932.61	2011.05
	35.885" (911mm)	1	JSPY-1536- 1	\$1853.36	\$2035.45	\$1986.04	\$2072.94	\$1996.64	\$2083.54	\$2235.88	\$2322.78	\$2304.01	\$2390.91
		J	JSPY-1536- J	1853.36	2035.45	N/A	N/A	N/A	N/A	N/A	N/A	N/A	N/A
		2, 3	JSPY-1536-	1939.86	2121.95	\$2072.54	\$2159.44	\$2083.14	\$2170.04	\$2322.38	\$2409.28	\$2390.51	\$2477.41
		7, 8, 9	JSPY-1536-	1957.18	2139.27	2089.86	2176.76	2100.46	2187.36	2339.70	2426.60	2407.83	2494.73
		K	JSPY-1536- K	N/A	N/A	1986.04	2072.94	1996.64	2083.54	2235.88	2322.78	2304.01	2390.91
	41.885" (1064mm)	1	JSPY-1542- 1	\$2149.34	\$2373.49	\$2282.02	\$2377.38	\$2292.62	\$2387.98	\$2595.88	\$2691.24	\$2675.41	\$2770.77
		J	JSPY-1542- J	2149.34	2373.49	N/A	N/A	N/A	N/A	N/A	N/A	N/A	N/A
		2, 3	JSPY-1542-	2235.84	2459.99	\$2368.52	\$2463.88	\$2379.12	\$2474.48	\$2682.38	\$2777.74	\$2761.91	\$2857.27
		7, 8, 9	JSPY-1542-	2253.16	2477.31	2385.84	2481.20	2396.44	2491.80	2699.70	2795.06	2779.23	2874.59
		K	JSPY-1542- K	N/A	N/A	2282.02	2377.38	2292.62	2387.98	2595.88	2691.24	2675.41	2770.77

X Series 1.5H Filing & Storage

	Actual Depth	Actual Width	Pull	Number	Trim A	B
1.5H Open Storage Case – Proud Top	1.5H, 21.5" (546mm), Open					
	18.75" (476mm)	29.885" (759mm)		JSPN-1530	\$1297.84	\$1376.28
		35.885" (911mm)		JSPN-1536	1593.82	1680.72
		41.885" (1064mm)		JSPN-1542	1889.80	1985.16



JSPN-1530
(Open Proud Top)

Features

- Includes a proud top that overhangs the front of the case by 0.75" (19mm), and an open interior with adjustable shelf that adjusts in 6" (152mm) increments.
- Interior and shelf match case color.

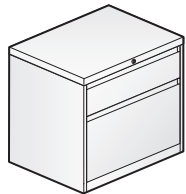
To Order, Specify:

- 1) Product number.
- 2) Trim color for case.

Specification Tips

- When using one or more 1.5H units to provide guest seating, file top or common file top is required; specified separately.
- Cushion available for use on file top or common file top; specified separately.
- Additional shelves can be specified separately.
- Base liner can be specified separately to conceal the leveling glide access holes and unused hardware attachment holes in the bottom panel.

1.5H Lateral File – Inset Front	1.5H, 21.5" (546mm), Box/File					
	18" (457mm)	29.885" (759mm)	J	JLRD-1530-SJ	\$1720.05	\$1860.08
		35.885" (911mm)	J	JLRD-1536-SJ	2016.03	2198.12
		41.885" (1064mm)	J	JLRD-1542-SJ	2312.01	2536.16



JLRD-1530
(Box - File Inset)

Features

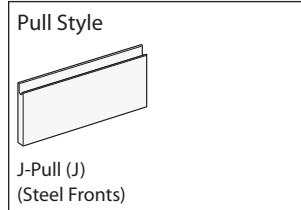
- Includes:
 - One 12" (305mm) high file drawer and one 6" (152mm) high box drawer
 - Factory-installed counterweight
- File drawer includes side-to-side hanging bars that accommodate letter, legal, and EDP suspended file folders.
- Drawers have full extension steel ball-bearing slides.
- Drawer interiors and accessories are black finish color.
- Lock plugs are available in black or chrome.
- For lock options, refer to Lock Program section of the Accessories Price List.
- Glides provide 1.5" (38mm) adjustment range.

To Order, Specify:

- 1) Product number.
- 2) Trim color for case and front.
- 3) Trim color for lock plug.

Specification Tips

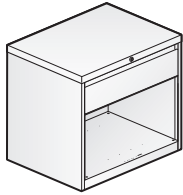
- When using one or more 1.5H units to provide guest seating, file top or common file top is required; specified separately.
- Cushion available for use on file top or common file top; specified separately.



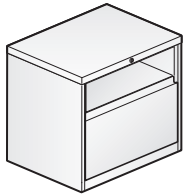
J-Pull (J)
(Steel Fronts)

X Series 1.5H Filing & Storage

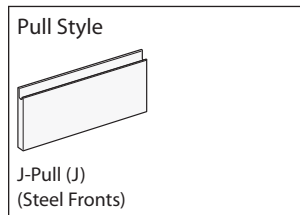
	Actual Depth	Width	Pull	Number	Trim A	B
1.5H Combination File – Inset Front	1.5H, 21.5" (546mm), Box Drawer with 12" (305mm) Open					
	18" (457mm)	29.885" (759mm)	J	JCRC-1530-SJ	\$1711.39	\$1851.42
		35.885" (911mm)	J	JCRC-1536-SJ	2007.37	2189.46
		41.885" (1064mm)	J	JCRC-1542-SJ	2303.35	2527.50
	1.5H, 21.5" (546mm), 6" (152mm) Open with File Drawer					
	18" (457mm)	29.885" (759mm)	J	JCRZ-1530-SJ	\$1720.05	\$1860.08
		35.885" (911mm)	J	JCRZ-1536-SJ	2016.03	2198.12
		41.885" (1064mm)	J	JCRZ-1542-SJ	2312.01	2536.16



JCRC-1530
(Box Drawer - 12" Open Inset)



JCRZ-1530
(6" Open - File Drawer Inset)



J-Pull (J)
(Steel Fronts)

Features

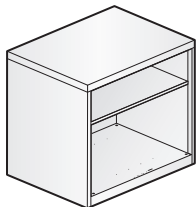
- Box drawer with 12" (305mm) open includes a 12" (305mm) high open section with a 6" (152mm) high box drawer above.
- 6" (152mm) open with file drawer includes one 12" (305mm) high file drawer with a 6" (152mm) high open section above, and factory-installed counterweight.
- File drawer includes side-to-side hanging bars that accommodate letter, legal, and EDP suspended file folders.
- Drawers have full extension steel ball-bearing slides.
- Drawer interiors and accessories are black finish color. Open section interior matches case color.
- Lock plugs are available in black or chrome.
- For lock options, refer to Lock Program section of the Accessories Price List.
- Glides provide 1.5" (38mm) adjustment range.

To Order, Specify:

- 1) Product number.
- 2) Trim color for case and front.
- 3) Trim color for lock plug.

Specification Tips

- When using one or more 1.5H units to provide guest seating, file top or common file top is required; specified separately.
- Cushion available for use on file top or common file top; specified separately.
- For file with open lower section, a base liner can be specified separately to conceal the leveling glide access holes and unused hardware attachment holes in the bottom panel.

1.5H Open Storage Case – Inset Top

JSRN-1530
(Open Inset Top)

Depth	Width	Number	Trim A	B
1.5H, 21.5" (546mm), Open				
18" (457mm)	30" (762mm)	JSRN-1530	\$1297.84	\$1376.28
	36" (914mm)	JSRN-1536	1593.82	1680.72
	42" (1067mm)	JSRN-1542	1889.80	1985.16

Features

- Includes an inset top that matches the depth of the case and an open interior with adjustable shelf that adjusts in 6" (152mm) increments.
- Interior and shelf match case color.

To Order, Specify:

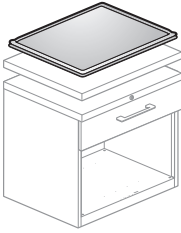
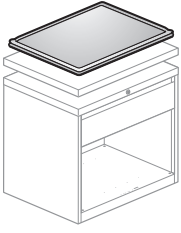
- 1) Product number.
- 2) Trim color for case.

Specification Tips

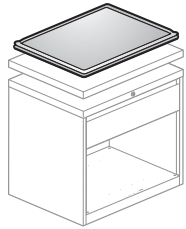
- When using one or more 1.5H units to provide guest seating, file top or common file top is required; specified separately.
- Cushion available for use on file top or common file top; specified separately.
- Additional shelves can be specified separately.
- Base liner can be specified separately to conceal the leveling glide access holes and unused hardware attachment holes in the bottom panel.

X Series 1.5H Filing & Storage

Accessories

	Depth	Width	Number	Fabric Grade					
				A	B	C	D	E	F
Cushion									
For Proud Front Filing/Storage									
	18.75"(476mm)	24"(610mm)	JPFC-1824-F	\$ 711.18	\$ 815.61	\$ 933.95	\$1059.28	\$1184.60	\$1358.66
		30"(762mm)	JPFC-1830-F	819.66	940.47	1077.29	1222.12	1366.94	1568.12
		36"(914mm)	JPFC-1836-F	928.14	1065.33	1220.63	1384.96	1549.28	1777.58
		42"(1067mm)	JPFC-1842-F	1036.62	1190.19	1363.97	1547.80	1731.62	1987.04
For Inset Front Filing/Storage									
	18"(457mm)	24"(610mm)	JRFC-1824-F	\$ 696.21	\$ 800.64	\$ 918.98	\$1044.31	\$1169.63	\$1343.69
		30"(762mm)	JRFC-1830-F	804.69	925.50	1062.32	1207.15	1351.97	1553.15
		36"(914mm)	JRFC-1836-F	913.17	1050.36	1205.66	1369.99	1534.31	1762.61
		42"(1067mm)	JRFC-1842-F	1021.65	1175.22	1349.00	1532.83	1716.65	1972.07

JPFC-1830-F
(Proud Front)



JRFC-1830-F
(Inset Front)

Features

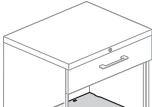
- Includes one cushion and Slip-Fit pad.
- Cushion is 0.75"(19mm) thick and cover-stitched around edges.
- Cushion is reversible.
- COM yardage:
 - 30"(762mm) wide - 1 yard
 - 36"(914mm) wide - 1.25 yards
 - 42"(1067mm) wide - 1.5 yards

To Order, Specify:

- 1) Product number.
- 2) Fabric surface/color.

Specification Tips

- When using cushion on X Series filing and storage to provide guest seating, a file top or common file top is required; specified separately.
- Can be used on other X Series Filing and Storage.

	Depth	Width	Number	Trim	
				A	B
Base Liner					
	18"(457mm)	30"(762mm)	JNAB-30-S	\$ 89.05	\$111.44
		36"(914mm)	JNAB-36-S	96.65	124.17
		42"(1067mm)	JNAB-42-S	104.25	136.90

JNAB-30-S

Features

- Includes a painted steel base liner.
- Fits into the lower open storage section of the following products:
 - 1.5H combination unit (proud front or inset front)
 - 1.5H open storage case (proud front or inset front)
 - Cubby combination locker with open lower section
- Conceals the leveling glide access holes and unused hardware attachment holes in the bottom panel.

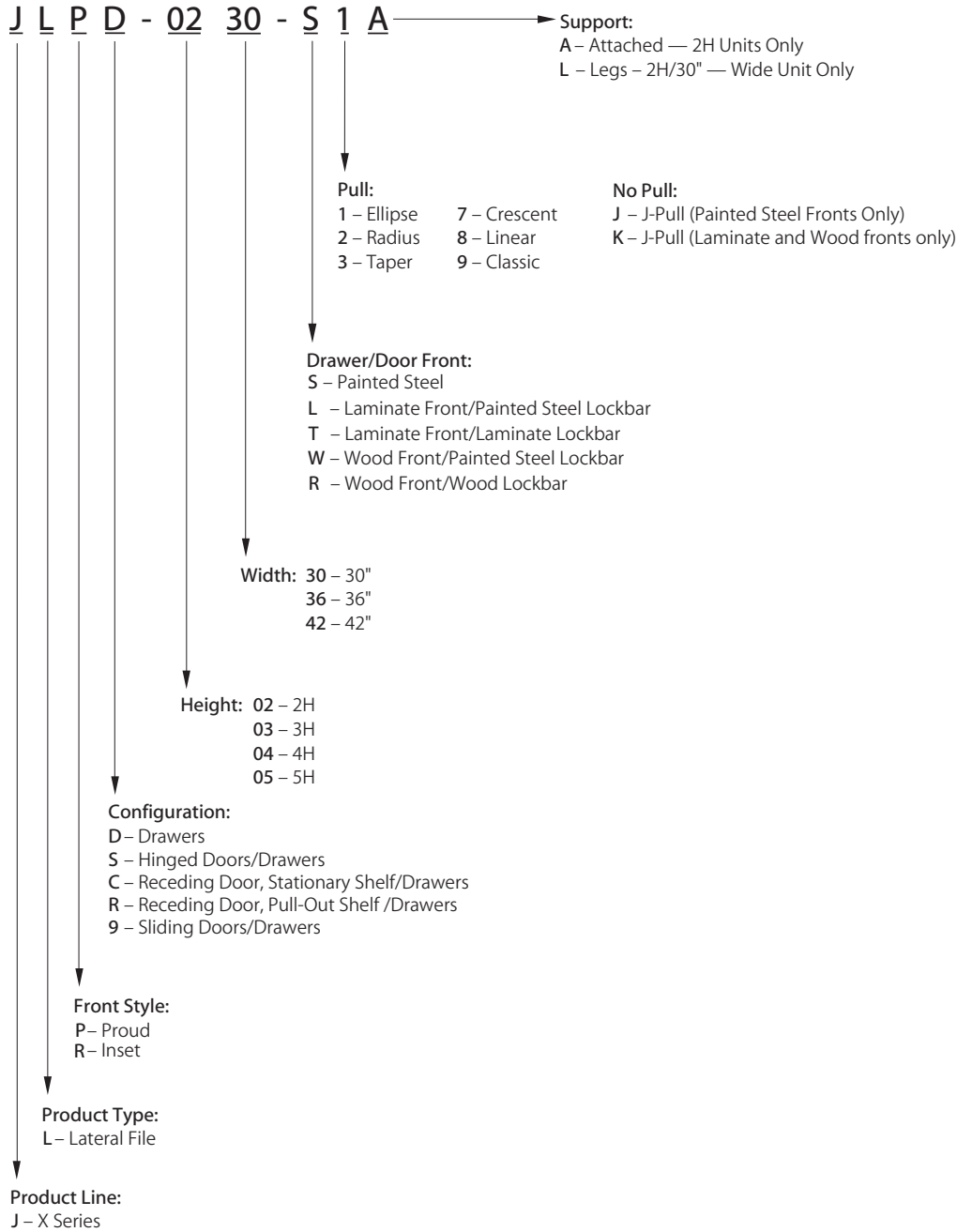
To Order, Specify:

- 1) Product number.
- 2) Trim color.

Specification Tip

- Match liner width to storage width.

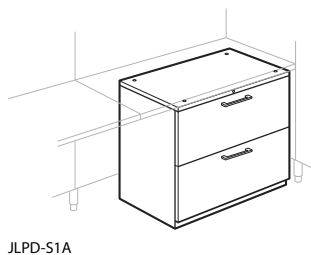
X Series Lateral Files — Catalog Logic



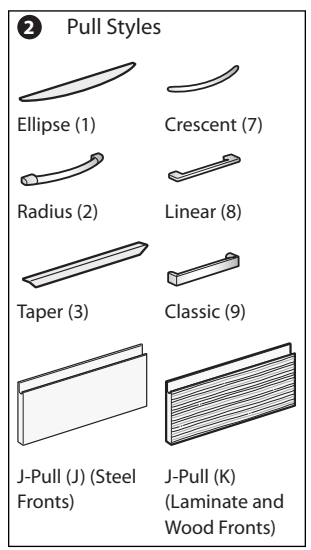
X Series Lateral Files — Attached

2H Lateral File – Proud Style – Attached

Actual Depth	Actual Width	Pull	Number ① ②	Painted Trim		Laminate A Trim		Laminate B Trim		Wood Group A Trim		Wood Group B Trim	
				Trim A	Trim B	Trim A	Trim B	Trim A	Trim B	Trim A	Trim B	Trim A	Trim B
2H, 27.5" (699mm)													
18.75" (476mm)	29.885" (759mm)	1	JLPD-0230-1A	\$1364.04	\$1500.78	\$1529.61	\$1630.37	\$1708.38	\$1809.14	\$1682.55	\$1783.31	\$1745.57	\$1846.33
		J	JLPD-0230-JA	1364.04	1500.78	N/A	N/A	N/A	N/A	N/A	N/A	N/A	N/A
		2,3	JLPD-0230-A	1454.04	1590.78	1619.61	1720.37	1798.38	1899.14	1772.55	1873.31	1835.57	1936.33
		7,8,9	JLPD-0230-A	1472.02	1608.76	1637.59	1738.35	1816.36	1917.12	1790.53	1891.29	1853.55	1954.31
		K	JLPD-0230-KA	N/A	N/A	1871.49	1972.25	2050.26	2151.02	2024.43	2125.19	2087.45	2188.21
18.75" (476mm)	35.885" (911mm)	1	JLPD-0236-1A	\$1594.37	\$1749.11	\$1792.34	\$1903.89	\$1973.69	\$2085.24	\$1975.90	\$2087.45	\$2047.88	\$2159.43
		J	JLPD-0236-JA	1594.37	1749.11	N/A	N/A	N/A	N/A	N/A	N/A	N/A	N/A
		2,3	JLPD-0236-A	1684.37	1839.11	1882.34	1993.89	2063.69	2175.24	2065.90	2177.45	2137.88	2249.43
		7,8,9	JLPD-0236-A	1702.35	1857.09	1900.32	2011.87	2081.67	2193.22	2083.88	2195.43	2155.86	2267.41
		K	JLPD-0236-KA	N/A	N/A	2134.22	2245.77	2315.57	2427.12	2317.78	2429.33	2389.76	2501.31
18.75" (476mm)	41.885" (1064mm)	1	JLPD-0242-1A	\$1824.70	\$1997.44	\$2055.07	\$2177.41	\$2239.00	\$2361.34	\$2269.25	\$2391.59	\$2350.19	\$2472.53
		J	JLPD-0242-JA	1824.70	1997.44	N/A	N/A	N/A	N/A	N/A	N/A	N/A	N/A
		2,3	JLPD-0242-A	1914.70	2087.44	2145.07	2267.41	2329.00	2451.34	2359.25	2481.59	2440.19	2562.53
		7,8,9	JLPD-0242-A	1932.68	2105.42	2163.05	2285.39	2346.98	2469.32	2377.23	2499.57	2458.17	2580.51
		K	JLPD-0242-KA	N/A	N/A	2396.95	2519.29	2580.88	2703.22	2611.13	2733.47	2692.07	2814.41



JLPD-S1A



Features

- Includes attachment hardware.
- Each 12" (305mm)-high drawer includes side-to-side hanging bars that accommodate letter, legal, EDP, international A4, and foolscap suspended file folders.
- Drawer front options include painted, laminate, or wood.
- Laminate fronts can be specified with a painted steel or laminate lockbar.
- Wood fronts can be specified with a painted steel or wood lockbar.
- Optional drawer pulls include Ellipse, Radius, Taper, Crescent, Linear, Classic and J-Pull.
 - Ellipse pull available in non-metallic trim colors only
 - Radius pull available in metallic trim colors only
 - Taper and J-Pull trim color matches case trim color
 - Crescent, Linear and Classic pulls are brushed nickel finish
- Drawers have full extension steel ball-bearing slides.
- Drawer interiors and accessories are black finish color.
- Single lock secures all drawers.
- Lock plug is available in black or chrome.
- For lock options, refer to Lock Program section of the Accessories Price List.
- Glides provide 1.5" (38mm) adjustment range.

Specification Tips

- Must be attached under a worksurface 20" (508mm) deep or deeper.
- When using lateral file to support one end of a worksurface in a panel system application, secure the worksurface to the panel using a corner bracket or cantilever; specified separately.
- When attaching a panel-hung worksurface up to 2" (51mm) higher than standard mounting height, use a worksurface height adjustment kit, specified separately.
- Additional accessories are available and can be specified separately.

To Order, Specify:

Painted Steel Drawer Fronts

- 1) Product number, including:
 - ① **Front/Lockbar Option:**
 - S** Painted steel fronts/painted steel lockbar
 - ② **Pull** (see side bar)
- 2) Trim color for drawer fronts and case.

To Order, Specify (cont'd):

- 3) Trim color for pull (Ellipse and Radius only).
 - Ellipse (Non-Metallic trim colors only)
 - Radius (Metallic trim colors only; upcharge for Metallic trim on pull is included in price.)
- 4) Trim color for lock plug.

Laminate Drawer Fronts

- 1) Product number, including:
 - ① **Front/Lockbar Option:**
 - L** Laminate fronts/painted steel lockbar
 - T** Laminate fronts/laminate lockbar, add \$53.99 list
 - ② **Pull** (see side bar)
- 2) Trim color for case.
- 3) Trim color for pull (Ellipse and Radius only).
 - Ellipse (Non-Metallic trim colors only)
 - Radius (Metallic trim colors only; upcharge for Metallic trim on pull is included in price.)

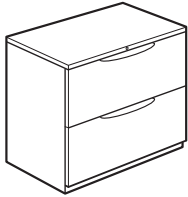
Wood Drawer Fronts

- 4) Laminate color for drawer fronts.
 - 5) Edge trim color for drawer fronts.
 - 6) Trim color for lock plug.
- Wood Drawer Fronts**
- 1) Product number, including:
 - ① **Front/Lockbar Option:**
 - W** Wood fronts/painted steel lockbar
 - R** Wood fronts/wood lockbar, add \$104.36 list
 - ② **Pull** (see side bar)
 - 2) Trim color for case.
 - 3) Trim color for pull (Ellipse and Radius only).
 - Ellipse (Non-Metallic trim colors only)
 - Radius (Metallic trim colors only; upcharge for Metallic trim on pull is included in price.)
 - 4) Wood finish for drawer fronts.
 - 5) Trim color for lock plug.

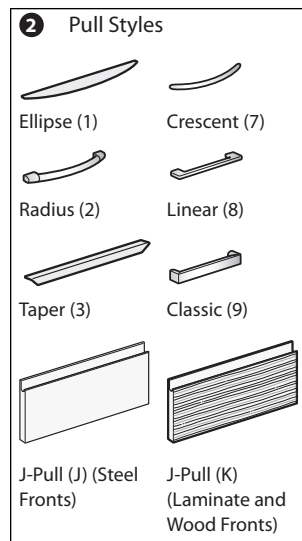
X Series Lateral Files — Freestanding

2H Lateral File – Proud Style

Actual Depth	Actual Width	Pull	Number ① ②	Painted		Laminate A		Laminate B		Wood Group A		Wood Group B	
				Trim A	Trim B	Trim A	Trim B	Trim A	Trim B	Trim A	Trim B	Trim A	Trim B
2H, 27.5" (699mm)													
18.75" (476mm)	29.885" (759mm)	1	JLPD-0230- 1	\$1563.79	\$1700.53	\$1729.36	\$1830.12	\$1908.13	\$2008.89	\$1882.30	\$1983.06	\$1945.32	\$2046.08
	J	JLPD-0230- J	1563.79	1700.53	N/A	N/A	N/A	N/A	N/A	N/A	N/A	N/A	N/A
	2, 3	JLPD-0230- 2, 3	1653.79	1790.53	1819.36	1920.12	1998.13	2098.89	1972.30	2073.06	2035.32	2136.08	
	7, 8, 9	JLPD-0230- 7, 8, 9	1671.77	1808.51	1837.34	1938.10	2016.11	2116.87	1990.28	2091.04	2053.30	2154.06	
	K	JLPD-0230- K	N/A	N/A	2071.24	2172.00	2250.01	2350.77	2224.18	2324.94	2287.20	2387.96	
18.75" (476mm)	35.885" (911mm)	1	JLPD-0236- 1	\$1833.72	\$1988.46	\$2031.69	\$2143.24	\$2213.04	\$2324.59	\$2215.25	\$2326.80	\$2287.23	\$2398.78
	J	JLPD-0236- J	1833.72	1988.46	N/A	N/A	N/A	N/A	N/A	N/A	N/A	N/A	N/A
	2, 3	JLPD-0236- 2, 3	1923.72	2078.46	2121.69	2233.24	2303.04	2414.59	2305.25	2416.80	2377.23	2488.78	
	7, 8, 9	JLPD-0236- 7, 8, 9	1941.70	2096.44	2139.67	2251.22	2321.02	2432.57	2323.23	2434.78	2395.21	2506.76	
	K	JLPD-0236- K	N/A	N/A	2373.57	2485.12	2554.92	2666.47	2557.13	2668.68	2629.11	2740.66	
18.75" (476mm)	41.885" (1064mm)	1	JLPD-0242- 1	\$2103.65	\$2276.39	\$2334.02	\$2456.36	\$2517.95	\$2640.29	\$2548.20	\$2670.54	\$2629.14	\$2751.48
	J	JLPD-0242- J	2103.65	2276.39	N/A	N/A	N/A	N/A	N/A	N/A	N/A	N/A	N/A
	2, 3	JLPD-0242- 2, 3	2193.65	2366.39	2424.02	2546.36	2607.95	2730.29	2638.20	2760.54	2719.14	2841.48	
	7, 8, 9	JLPD-0242- 7, 8, 9	2211.63	2384.37	2442.00	2564.34	2625.93	2748.27	2656.18	2778.52	2737.12	2859.46	
	K	JLPD-0242- K	N/A	N/A	2675.90	2798.24	2859.83	2982.17	2890.08	3012.42	2971.02	3093.36	



JLPD-51



Features

- Includes factory-installed counterweight.
- Each 12" (305mm)-high drawer includes side-to-side hanging bars that accommodate letter, legal, EDP, international A4, and foolscap suspended file folders.
- Drawer front options include painted, laminate, or wood.
- Laminate fronts can be specified with a painted steel or laminate lockbar.
- Wood fronts can be specified with a painted steel or wood lockbar.
- Optional drawer pulls include Ellipse, Radius, Taper, Crescent, Linear, Classic and J-Pull.
 - Ellipse pull available in non-metallic trim colors only
 - Radius pull available in metallic trim colors only
 - Taper and J-Pull trim color matches case trim color
 - Crescent, Linear and Classic pulls are brushed nickel finish
- Drawers have full extension steel ball-bearing slides.
- Drawer interiors and accessories are black finish color.
- Single lock secures all drawers.
- Lock plug is available in black or chrome.
- For lock options, refer to Lock Program section of the Accessories Price List.
- Glides provide 1.5" (38mm) adjustment range.

Specification Tip

- Additional accessories are available and can be specified separately.

To Order, Specify:

Painted Steel Drawer Fronts

- 1) Product number, including:

① Front/Lockbar Option:

- S** Painted steel fronts/painted steel lockbar

② Pull (see side bar)

- 2) Trim color for drawer fronts and case.
- 3) Trim color for pull (Ellipse and Radius only).
 - Ellipse (Non-Metallic trim colors only)
 - Radius (Metallic trim colors only; upcharge for Metallic trim on pull is included in price.)
- 4) Trim color for lock plug.

To Order, Specify (cont'd):

Laminate Drawer Fronts

- 1) Product number, including:

① Front/Lockbar Option:

- L** Laminate fronts/painted steel lockbar
- T** Laminate fronts/laminate lockbar, add \$53.99 list

② Pull (see side bar)

- 2) Trim color for case.
- 3) Trim color for pull (Ellipse and Radius only).
 - Ellipse (Non-Metallic trim colors only)
 - Radius (Metallic trim colors only; upcharge for Metallic trim on pull is included in price.)
- 4) Laminate color for drawer fronts.
- 5) Edge trim color for drawer fronts.
- 6) Trim color for lock plug.

Wood Drawer Fronts

- 1) Product number, including:

① Front/Lockbar Option:

- W** Wood fronts/painted steel lockbar
- R** Wood fronts/wood lockbar, add \$104.36 list


② Pull (see side bar)

- 2) Trim color for case.
- 3) Trim color for pull (Ellipse and Radius only).
 - Ellipse (Non-Metallic trim colors only)
 - Radius (Metallic trim colors only; upcharge for Metallic trim on pull is included in price.)
- 4) Wood finish for drawer fronts.
- 5) Trim color for lock plug.

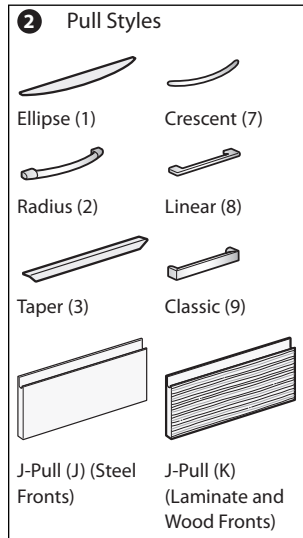
X Series Lateral Files — Freestanding

3H Lateral File – Proud Style

Actual Depth	Actual Width	Pull	Number ① ②	Painted Trim		Laminate A Trim		Laminate B Trim		Wood Group A Trim		Wood Group B Trim	
				Trim A	Trim B	Trim A	Trim B	Trim A	Trim B	Trim A	Trim B	Trim A	Trim B
3H, 39.5" (1003mm)													
18.75" (476mm)	29.885" (759mm)	1	JLPD-0330-1	\$1839.24	\$2026.40	\$2136.14	\$2272.91	\$2456.83	\$2593.60	\$2409.71	\$2546.48	\$2481.69	\$2618.46
	J	JLPD-0330-J	1839.24	2026.40	N/A	N/A	N/A	N/A	N/A	N/A	N/A	N/A	N/A
	2, 3	JLPD-0330-2,3	1974.24	2161.40	2271.14	2407.91	2591.83	2728.60	2544.71	2681.48	2616.69	2753.46	
	7, 8, 9	JLPD-0330-7,8,9	2001.21	2188.37	2298.11	2434.88	2618.80	2755.57	2571.68	2708.45	2643.66	2780.43	
	K	JLPD-0330-K	N/A	N/A	2648.96	2785.73	2969.65	3106.42	2922.53	3059.30	2994.51	3131.28	
18.75" (476mm)	35.885" (911mm)	1	JLPD-0336-1	\$2128.96	\$2341.28	\$2472.63	\$2623.77	\$2797.08	\$2948.22	\$2789.38	\$2940.52	\$2861.36	\$3012.50
	J	JLPD-0336-J	2128.96	2341.28	N/A	N/A	N/A	N/A	N/A	N/A	N/A	N/A	N/A
	2, 3	JLPD-0336-2,3	2263.96	2476.28	2607.63	2758.77	2932.08	3083.22	2924.38	3075.52	2996.36	3147.50	
	7, 8, 9	JLPD-0336-7,8,9	2290.93	2503.25	2634.60	2785.74	2959.05	3110.19	2951.35	3102.49	3023.33	3174.47	
	K	JLPD-0336-K	N/A	N/A	2985.45	3136.59	3309.90	3461.04	3302.20	3453.34	3374.18	3525.32	
18.75" (476mm)	41.885" (1064mm)	1	JLPD-0342-1	\$2418.68	\$2656.16	\$2809.12	\$2974.63	\$3137.33	\$3302.84	\$3169.05	\$3334.56	\$3241.03	\$3406.54
	J	JLPD-0342-J	2418.68	2656.16	N/A	N/A	N/A	N/A	N/A	N/A	N/A	N/A	N/A
	2, 3	JLPD-0342-2,3	2553.68	2791.16	2944.12	3109.63	3272.33	3437.84	3304.05	3469.56	3376.03	3541.54	
	7, 8, 9	JLPD-0342-7,8,9	2580.65	2818.13	2971.09	3136.60	3299.30	3464.81	3331.02	3496.53	3403.00	3568.51	
	K	JLPD-0342-K	N/A	N/A	3321.94	3487.45	3650.15	3815.66	3681.87	3847.38	3753.85	3919.36	



JLPD-S1



Features

- Each 12" (305mm)-high drawer includes side-to-side hanging bars that accommodate letter, legal, EDP, international A4, and foolscap suspended file folders.
- Drawer front options include painted, laminate, or wood.
- Laminate fronts can be specified with a painted steel or laminate lockbar.
- Wood fronts can be specified with a painted steel or wood lockbar.
- Optional drawer pulls include Ellipse, Radius, Taper, Crescent, Linear, Classic and J-Pull.
 - Ellipse pull available in non-metallic trim colors only
 - Radius pull available in metallic trim colors only
 - Taper and J-Pull trim color matches case trim color
 - Crescent, Linear and Classic pulls are brushed nickel finish
- Drawers have full extension steel ball-bearing slides.
- Drawer interiors and accessories are black finish color.
- Single lock secures all drawers.
- Lock plug is available in black or chrome.
- For lock options, refer to Lock Program section of the Accessories Price List.
- Glides provide 1.5" (38mm) adjustment range.

Specification Tips

- A separately specified counterweight is recommended when lateral file is not ganged to another file or anchored to a fixed object.
- Additional accessories are available and can be specified separately.

To Order, Specify:

Painted Steel Drawer Fronts

- 1) Product number, including:

① Front/Lockbar Option:

- S** Painted steel fronts/painted steel lockbar

② Pull (see side bar)

- 2) Trim color for drawer fronts and case.
- 3) Trim color for pull (Ellipse and Radius only).
 - Ellipse (Non-Metallic trim colors only)
 - Radius (Metallic trim colors only; upcharge for Metallic trim on pull is included in price.)
- 4) Trim color for lock plug.

To Order, Specify (cont'd):

Laminate Drawer Fronts

- 1) Product number, including:

① Front/Lockbar Option:

- L** Laminate fronts/painted steel lockbar
- T** Laminate fronts/laminate lockbar, add **\$53.99** list

② Pull (see side bar)

- 2) Trim color for case.
- 3) Trim color for pull (Ellipse and Radius only).
 - Ellipse (Non-Metallic trim colors only)
 - Radius (Metallic trim colors only; upcharge for Metallic trim on pull is included in price.)
- 4) Laminate color for drawer fronts.
- 5) Edge trim color for drawer fronts.
- 6) Trim color for lock plug.

Wood Drawer Fronts

- 1) Product number, including:

① Front/Lockbar Option:

- W** Wood fronts/painted steel lockbar
- R** Wood fronts/wood lockbar, add **\$104.36** list

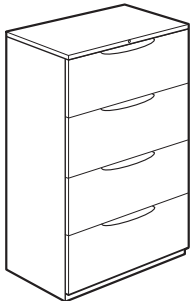
② Pull (see side bar)

- 2) Trim color for case.
- 3) Trim color for pull (Ellipse and Radius only).
 - Ellipse (Non-Metallic trim colors only)
 - Radius (Metallic trim colors only; upcharge for Metallic trim on pull is included in price.)
- 4) Wood finish for drawer fronts.
- 5) Trim color for lock plug.

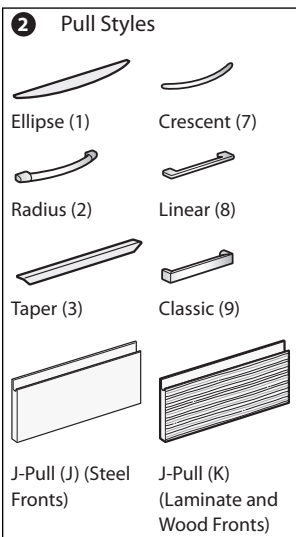
X Series Lateral Files — Freestanding

4H Lateral File – Proud Style

Actual Depth	Actual Width	Pull	Number	Painted		Laminate A		Laminate B		Wood Group A		Wood Group B		
				Trim A	Trim B	Trim A	Trim B	Trim A	Trim B	Trim A	Trim B	Trim A	Trim B	
4H, 51.5" (1308mm)														
18.75" (476mm)	29.885" (759mm)	1	JLPD-0430-1	1	\$2314.44	\$2551.94	\$2607.79	\$2780.53	\$2912.37	\$3085.11	\$2879.48	\$3052.22	\$2974.83	\$3147.57
		J	JLPD-0430-J	J	2314.44	2551.94	N/A	N/A	N/A	N/A	N/A	N/A	N/A	N/A
		2, 3	JLPD-0430-2,3		2494.44	2731.94	2787.79	2960.53	3092.37	3265.11	3059.48	3232.22	3154.83	3327.57
		7, 8, 9	JLPD-0430-7,8,9		2530.40	2767.90	2823.75	2996.49	3128.33	3301.07	3095.44	3268.18	3190.79	3363.53
		K	JLPD-0430-K	K	N/A	N/A	3291.55	3464.29	3596.13	3768.87	3563.24	3735.98	3658.59	3831.33
18.75" (476mm)	35.885" (911mm)	1	JLPD-0436-1	1	\$2724.76	\$2992.86	\$3073.91	\$3264.64	\$3382.95	\$3573.68	\$3397.77	\$3588.50	\$3503.92	\$3694.65
		J	JLPD-0436-J	J	2724.76	2992.86	N/A	N/A	N/A	N/A	N/A	N/A	N/A	N/A
		2, 3	JLPD-0436-2,3		2904.76	3172.86	3253.91	3444.64	3562.95	3753.68	3577.77	3768.50	3683.92	3874.65
		7, 8, 9	JLPD-0436-7,8,9		2940.72	3208.82	3289.87	3480.60	3598.91	3789.64	3613.73	3804.46	3719.88	3910.61
		K	JLPD-0436-K	K	N/A	N/A	3757.67	3948.40	4066.71	4257.44	4081.53	4272.26	4187.68	4378.41
18.75" (476mm)	41.885" (1064mm)	1	JLPD-0442-1	1	\$3135.08	\$3433.78	\$3540.03	\$3748.75	\$3853.53	\$4062.25	\$3916.06	\$4124.78	\$4033.01	\$4241.73
		J	JLPD-0442-J	J	3135.08	3433.78	N/A	N/A	N/A	N/A	N/A	N/A	N/A	N/A
		2, 3	JLPD-0442-2,3		3315.08	3613.78	3720.03	3928.75	4033.53	4242.25	4096.06	4304.78	4213.01	4421.73
		7, 8, 9	JLPD-0442-7,8,9		3351.04	3649.74	3755.99	3964.71	4069.49	4278.21	4132.02	4340.74	4248.97	4457.69
		K	JLPD-0442-K	K	N/A	N/A	4223.79	4432.51	4537.29	4746.01	4599.82	4808.54	4716.77	4925.49



JLPD-S1



Features

- Each 12"(305mm)-high drawer includes side-to-side hanging bars that accommodate letter, legal, EDP, international A4, and foolscap suspended file folders.
- Drawer front options include painted, laminate, or wood.
- Laminate fronts can be specified with a painted steel or laminate lockbar.
- Wood fronts can be specified with a painted steel or wood lockbar.
- Optional drawer pulls include Ellipse, Radius, Taper, Crescent, Linear, Classic and J-Pull.
 - Ellipse pull available in non-metallic trim colors only
 - Radius pull available in metallic trim colors only
 - Taper and J-Pull trim color matches case trim color
 - Crescent, Linear and Classic pulls are brushed nickel finish
- Drawers have full extension steel ball-bearing slides.
- Drawer interiors and accessories are black finish color.
- Single lock secures all drawers.
- Lock plug is available in black or chrome.
- For lock options, refer to Lock Program section of the Accessories Price List.
- Glides provide 1.5"(38mm) adjustment range.

Specification Tips

- A separately specified counterweight is recommended when lateral file is not ganged to another file or anchored to a fixed object.
- Additional accessories are available and can be specified separately.

To Order, Specify:

Painted Steel Drawer Fronts

- 1) Product number, including:

1 Front/Lockbar Option:

- S** Painted steel fronts/painted steel lockbar

2 Pull (see side bar)

- 2) Trim color for drawer fronts and case.
- 3) Trim color for pull (Ellipse and Radius only).
 - Ellipse (Non-Metallic trim colors only)
 - Radius (Metallic trim colors only; upcharge for Metallic trim on pull is included in price.)
- 4) Trim color for lock plug.

To Order, Specify (cont'd):

Laminate Drawer Fronts

- 1) Product number, including:

1 Front/Lockbar Option:

- L** Laminate fronts/painted steel lockbar
- T** Laminate fronts/laminate lockbar, add **\$53.99** list

2 Pull (see side bar)

- 2) Trim color for case.
- 3) Trim color for pull (Ellipse and Radius only).
 - Ellipse (Non-Metallic trim colors only)
 - Radius (Metallic trim colors only; upcharge for Metallic trim on pull is included in price.)
- 4) Laminate color for drawer fronts.
- 5) Edge trim color for drawer fronts.
- 6) Trim color for lock plug.

Wood Drawer Fronts

- 1) Product number, including:

1 Front/Lockbar Option:

- W** Wood fronts/painted steel lockbar
- R** Wood fronts/wood lockbar, add **\$104.36** list

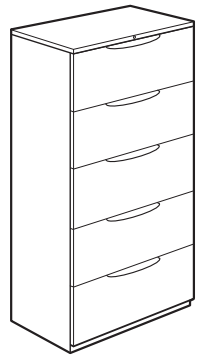
2 Pull (see side bar)

- 2) Trim color for case.
- 3) Trim color for pull (Ellipse and Radius only).
 - Ellipse (Non-Metallic trim colors only)
 - Radius (Metallic trim colors only; upcharge for Metallic trim on pull is included in price.)
- 4) Wood finish for drawer fronts.
- 5) Trim color for lock plug.

X Series Lateral Files — Freestanding

5H Lateral File – Proud Style

Actual Depth	Actual Width	Pull	Number ① ②	Painted Trim A	Trim B	Laminate A Trim A	Trim B	Laminate B Trim A	Trim B	Wood Group A Trim A	Trim B	Wood Group B Trim A	Trim B
5H, 63.5" (1613mm)													
18.75" (476mm)	29.885" (759mm)	1	JLPD-0530- 1	\$2789.64	\$3077.55	\$3289.91	\$3495.05	\$3830.21	\$4035.35	\$3752.41	\$3957.55	\$3887.36	\$4092.50
		J	JLPD-0530- J	2789.64	3077.55	N/A	N/A	N/A	N/A	N/A	N/A	N/A	N/A
		2, 3	JLPD-0530-	3014.64	3302.55	3514.91	3720.05	4055.21	4260.35	3977.41	4182.55	4112.36	4317.50
		7, 8, 9	JLPD-0530-	3059.59	3347.50	3559.86	3765.00	4100.16	4305.30	4022.36	4227.50	4157.31	4362.45
		K	JLPD-0530- K	N/A	N/A	4144.61	4349.75	4684.91	4890.05	4607.11	4812.25	4742.06	4947.20
18.75" (476mm)	35.885" (911mm)	1	JLPD-0536- 1	\$3275.53	\$3601.22	\$3869.40	\$4096.14	\$4417.17	\$4643.91	\$4418.25	\$4644.99	\$4553.20	\$4779.94
		J	JLPD-0536- J	3275.53	3601.22	N/A	N/A	N/A	N/A	N/A	N/A	N/A	N/A
		2, 3	JLPD-0536-	3500.53	3826.22	4094.40	4321.14	4642.17	4868.91	4643.25	4869.99	4778.20	5004.94
		7, 8, 9	JLPD-0536-	3545.48	3871.17	4139.35	4366.09	4687.12	4913.86	4688.20	4914.94	4823.15	5049.89
		K	JLPD-0536- K	N/A	N/A	4724.10	4950.84	5271.87	5498.61	5272.95	5499.69	5407.90	5634.64
18.75" (476mm)	41.885" (1064mm)	1	JLPD-0542- 1	\$3761.42	\$4124.89	\$4448.89	\$4697.23	\$5004.13	\$5252.47	\$5084.09	\$5332.43	\$5219.04	\$5467.38
		J	JLPD-0542- J	3761.42	4124.89	N/A	N/A	N/A	N/A	N/A	N/A	N/A	N/A
		2, 3	JLPD-0542-	3986.42	4349.89	4673.89	4922.23	5229.13	5477.47	5309.09	5557.43	5444.04	5692.38
		7, 8, 9	JLPD-0542-	4031.37	4394.84	4718.84	4967.18	5274.08	5522.42	5354.04	5602.38	5488.99	5737.33
		K	JLPD-0542- K	N/A	N/A	5303.59	5551.93	5858.83	6107.17	5938.79	6187.13	6073.74	6322.08



JLPD-51

② Pull Styles

Ellipse (1) Crescent (7)

Radius (2) Linear (8)

Taper (3) Classic (9)

J-Pull (J) (Steel Fronts) J-Pull (K) (Laminate and Wood Fronts)

Features

- Each 12"(305mm)-high drawer includes side-to-side hanging bars that accommodate letter, legal, EDP, international A4, and foolscap suspended file folders.
- Drawer front options include painted, laminate, or wood.
- Laminate fronts can be specified with a painted steel or laminate lockbar.
- Wood fronts can be specified with a painted steel or wood lockbar.
- Optional drawer pulls include Ellipse, Radius, Taper, Crescent, Linear, Classic and J-Pull.
 - Ellipse pull available in non-metallic trim colors only
 - Radius pull available in metallic trim colors only
 - Taper and J-Pull trim color matches case trim color
 - Crescent, Linear and Classic pulls are brushed nickel finish
- Drawers have full extension steel ball-bearing slides.
- Drawer interiors and accessories are black finish color.
- Single lock secures all drawers.
- Lock plug is available in black or chrome.
- For lock options, refer to Lock Program section of the Accessories Price List.
- Glides provide 1.5"(38mm) adjustment range.

Specification Tips

- A separately specified counterweight is recommended when lateral file is not ganged to another file or anchored to a fixed object.
- To see into the top drawer a person must be at least 5'9" or use a step stool. As an alternative, consider a five high unit with hinged doors, sliding doors, or receding door in the top position.
- Additional accessories are available and can be specified separately.

To Order, Specify:

Painted Steel Drawer Fronts

- 1) Product number, including:

① Front/Lockbar Option:

- S** Painted steel fronts/painted steel lockbar

② Pull (see side bar)

- 2) Trim color for drawer fronts and case.
- 3) Trim color for pull (Ellipse and Radius only).
 - Ellipse (Non-Metallic trim colors only)
 - Radius (Metallic trim colors only; upcharge for Metallic trim on pull is included in price.)
- 4) Trim color for lock plug.

To Order, Specify (cont'd):

Laminate Drawer Fronts

- 1) Product number, including:

① Front/Lockbar Option:

- L** Laminate fronts/painted steel lockbar
- T** Laminate fronts/laminate lockbar, add \$53.99 list

② Pull (see side bar)

- 2) Trim color for case.
- 3) Trim color for pull (Ellipse and Radius only).
 - Ellipse (Non-Metallic trim colors only)
 - Radius (Metallic trim colors only; upcharge for Metallic trim on pull is included in price.)
- 4) Laminate color for drawer fronts.
- 5) Edge trim color for drawer fronts.
- 6) Trim color for lock plug.

Wood Drawer Fronts

- 1) Product number, including:

① Front/Lockbar Option:

- W** Wood fronts/painted steel lockbar
- R** Wood fronts/wood lockbar, add \$104.36 list

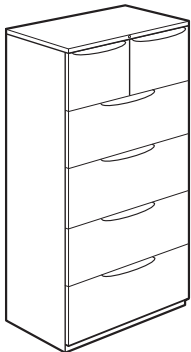
② Pull (see side bar)

- 2) Trim color for case.
- 3) Trim color for pull (Ellipse and Radius only).
 - Ellipse (Non-Metallic trim colors only)
 - Radius (Metallic trim colors only; upcharge for Metallic trim on pull is included in price.)
- 4) Wood finish for drawer fronts.
- 5) Trim color for lock plug.

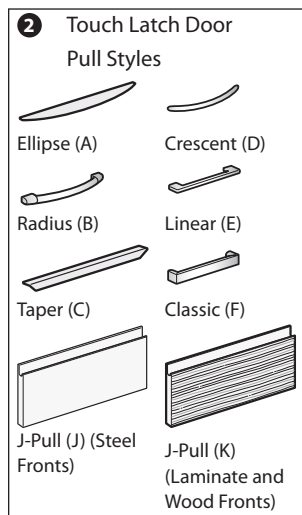
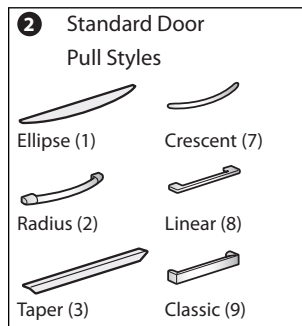
X Series Lateral Files — Freestanding

5H Lateral File – Proud Style with Hinged Doors

Actual Depth	Actual Width	Pull	Number ① ②	Painted		Laminate A		Laminate B		Wood Group A		Wood Group B	
				Trim A	Trim B	Trim A	Trim B	Trim A	Trim B	Trim A	Trim B	Trim A	Trim B
5H, 63.5" (1613mm)													
18.75" (476mm)	29.885" (759mm)	1	JLPS-0530- 1	\$2789.64	\$3077.55	\$3327.72	\$3532.86	\$3908.83	\$4113.97	\$3824.38	\$4029.52	\$3943.15	\$4148.29
		J	JLPS-0530- J	2836.41	3124.32	N/A	N/A	N/A	N/A	N/A	N/A	N/A	N/A
		2, 3	JLPS-0530-	3059.64	3347.55	3597.72	3802.86	4178.83	4383.97	4094.38	4299.52	4213.15	4418.29
		7, 8, 9	JLPS-0530-	3113.58	3401.49	3651.66	3856.80	4232.77	4437.91	4148.32	4353.46	4267.09	4472.23
		K	JLPS-0530- K	N/A	N/A	4400.13	4605.27	4981.24	5186.38	4896.79	5101.93	5015.56	5220.70
18.75" (476mm)	35.885" (911mm)	1	JLPS-0536- 1	\$3322.28	\$3647.97	\$3923.38	\$4150.12	\$4509.49	\$4736.23	\$4479.40	\$4706.14	\$4616.14	\$4842.88
		J	JLPS-0536- J	3369.05	3694.74	N/A	N/A	N/A	N/A	N/A	N/A	N/A	N/A
		2, 3	JLPS-0536-	3592.28	3917.97	4193.38	4420.12	4779.49	5006.23	4749.40	4976.14	4886.14	5112.88
		7, 8, 9	JLPS-0536-	3646.22	3971.91	4247.32	4474.06	4833.43	5060.17	4803.34	5030.08	4940.08	5166.82
		K	JLPS-0536- K	N/A	N/A	4995.79	5222.53	5581.90	5808.64	5551.81	5778.55	5688.55	5915.29
18.75" (476mm)	41.885" (1064mm)	1	JLPS-0542- 1	\$3854.92	\$4218.39	\$4519.04	\$4767.38	\$5110.15	\$5358.49	\$5134.42	\$5382.76	\$5289.13	\$5537.47
		J	JLPS-0542- J	3901.69	4265.16	N/A	N/A	N/A	N/A	N/A	N/A	N/A	N/A
		2, 3	JLPS-0542-	4124.92	4488.39	4789.04	5037.38	5380.15	5628.49	5404.42	5652.76	5559.13	5807.47
		7, 8, 9	JLPS-0542-	4178.86	4542.33	4842.98	5091.32	5434.09	5682.43	5458.36	5706.70	5613.07	5861.41
		K	JLPS-0542- K	N/A	N/A	5591.45	5839.79	6182.56	6430.90	6206.83	6455.17	6361.54	6609.88



JLPS-S1



Features

- Includes 12"(305mm)-high drawers and hinged door section at top.
- Each drawer includes side-to-side hanging bars that accommodate letter, legal, EDP, international A4, and foolscap suspended file folders.
- Drawer/door front options include painted, laminate, or wood.
- Laminate fronts can be specified with a painted steel or laminate lockbar.
- Wood fronts can be specified with a painted steel or wood lockbar.
- Optional drawer/door pulls include Ellipse, Radius, Taper, Crescent, Linear, Classic and J-Pull.
 - Ellipse pull available in non-metallic trim colors only
 - Radius pull available in metallic trim colors only
 - Taper and J-Pull trim color matches case trim color
 - Crescent, Linear and Classic pulls are brushed nickel finish and are oriented vertically on the hinged doors
 - J-Pull available with touch latch doors only
- Standard door or touch latch door choice is determined by pull style code.
- Drawers have full extension steel ball-bearing slides.
- Drawer/storage section interiors and accessories are black finish color.
- Single lock secures all drawers and doors.
- Lock plug is available in black or chrome.
- For lock options, refer to Lock Program section of the Accessories Price List.
- Glides provide 1.5"(38mm) adjustment range.

Specification Tips

- A separately specified counterweight is recommended when lateral file is not ganged to another file or anchored to a fixed object.
- Storage section accommodates standard-height binders.
- Additional accessories are available and can be specified separately.

To Order, Specify:

Painted Steel Drawer/Door Fronts

1) Product number, including:

① Front/Lockbar Option:

S Painted steel fronts/painted steel lockbar

② Pull (see side bar)

\$46.77 upcharge list for touch latch door(s).

To Order, Specify (cont'd):

- 2) Trim color for drawer fronts and case.
- 3) Trim color for pull (Ellipse and Radius only).
 - Ellipse (Non-Metallic trim colors only)
 - Radius (Metallic trim colors only; upcharge for Metallic trim on pull is included in price.)
- 4) Trim color for lock plug.

Laminate Drawer/Door Fronts

1) Product number, including:

① Front/Lockbar Option:

- L** Laminate fronts/painted steel lockbar
- T** Laminate fronts/laminate lockbar, add **\$53.99** list

② Pull (see side bar)

\$46.77 upcharge list for touch latch door(s).

- 2) Trim color for case.
- 3) Trim color for pull (Ellipse and Radius only).
 - Ellipse (Non-Metallic trim colors only)
 - Radius (Metallic trim colors only; upcharge for Metallic trim on pull is included in price.)
- 4) Laminate color for drawer/door fronts.
- 5) Edge trim color for drawer/door fronts.
- 6) Trim color for lock plug.

Wood Drawer/Door Fronts

1) Product number, including:

① Front/Lockbar Option:

- W** Wood fronts/painted steel lockbar
- R** Wood fronts/wood lockbar, add **\$104.36** list

② Pull (see side bar)

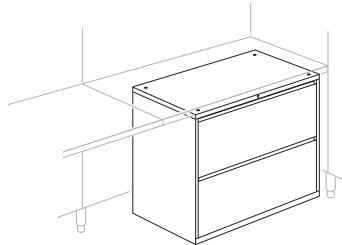
\$46.77 upcharge list for touch latch door(s).

- 2) Trim color for case.
- 3) Trim color for pull (Ellipse and Radius only).
 - Ellipse (Non-Metallic trim colors only)
 - Radius (Metallic trim colors only; upcharge for Metallic trim on pull is included in price.)
- 4) Wood finish for drawer/door fronts.
- 5) Trim color for lock plug.

X Series Lateral Files — Attached

2H Lateral File – Inset Style – Attached

Actual Height	Actual Depth	Actual Width	Number	Trim A	B
27.5"(699mm)	18"(457mm)	29.885"(759mm)	JLRD-0230-SJA	\$1364.04	\$1500.78
		35.885"(911mm)	JLRD-0236-SJA	1594.37	1749.11
		41.885"(1064mm)	JLRD-0242-SJA	1824.70	1997.44



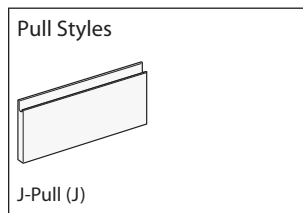
JLRD-SJA

Features

- Includes attachment hardware.
- Each 12"(305mm)-high drawer includes side-to-side hanging bars that accommodate letter, legal, EDP, international A4, and foolscap suspended file folders.
- Optional drawer pulls include J-Pull and pull trim color matches case color.
- Drawers have full extension steel ball-bearing slides.
- Drawer interiors and accessories are black finish color.
- Single lock secures all drawers.
- Lock plug is available in black or chrome.
- For lock options, refer to Lock Program section of the Accessories Price List.
- Glides provide 1.5"(38mm) adjustment range.

To Order, Specify:

- 1) Product number.
- 2) Trim color for drawer fronts and case.
- 3) Trim color for lock plug.



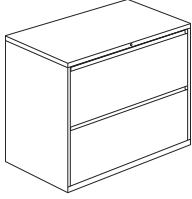
Specification Tips

- Must be attached under a worksurface 20"(508mm) deep or deeper.
- When using lateral file to support one end of a worksurface in a panel system application, secure the worksurface to the panel using a corner bracket or cantilever; specified separately.
- When attaching a panel-hung worksurface up to 2"(51mm) higher than standard mounting height, use a worksurface height adjustment kit, specified separately.
- Additional accessories are available and can be specified separately.

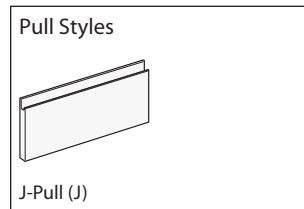
X Series Lateral Files — Freestanding

2H Lateral File – Inset Style

Actual Height	Actual Depth	Actual Width	Number	Trim A	B
27.5"(699mm)	18"(457mm)	29.885"(759mm)	JLRD-0230-SJ	\$1563.79	\$1700.53
		35.885"(911mm)	JLRD-0236-SJ	1833.72	1988.46
		41.885"(1064mm)	JLRD-0242-SJ	2103.65	2276.39



JLRD-SJ



Pull Styles

J-Pull (J)

Features

- Includes factory-installed counterweight.
- Each 12"(305mm)-high drawer includes side-to-side hanging bars that accommodate letter, legal, EDP, international A4, and foolscap suspended file folders.
- Optional drawer pulls include J-Pull and pull trim color matches case color.
- Drawers have full extension steel ball-bearing slides.
- Drawer interiors and accessories are black finish color.
- Single lock secures all drawers.
- Lock plug is available in black or chrome.
- For lock options, refer to Lock Program section of the Accessories Price List.
- Glides provide 1.5"(38mm) adjustment range.

Specification Tip

- Additional accessories are available and can be specified separately.


To Order, Specify:

- 1) Product number.
- 2) Trim color for drawer fronts and case.
- 3) Trim color for lock plug.

X Series Lateral Files — Freestanding

3H Lateral File – Inset Style

Actual Height	Actual Depth	Actual Width	Number	Trim A	B
39.5"(1003mm)	18"(457mm)	29.885"(759mm)	JLRD-0330-SJ	\$1839.24	\$2026.40
		35.885"(911mm)	JLRD-0336-SJ	2128.96	2341.28
		41.885"(1064mm)	JLRD-0342-SJ	2418.68	2656.16



JLRD-SJ

Features

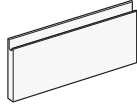
- Each 12"(305mm)-high drawer includes side-to-side hanging bars that accommodate letter, legal, EDP, international A4, and foolscap suspended file folders.
- Optional drawer pulls include J-Pull and pull color matches case color.
- Drawers have full extension steel ball-bearing slides.
- Drawer interiors and accessories are black finish color.
- Single lock secures all drawers.
- Lock plug is available in black or chrome.
- For lock options, refer to Lock Program section of the Accessories Price List.
- Glides provide 1.5"(38mm) adjustment range.

To Order, Specify:

- 1) Product number.
- 2) Trim color for drawer fronts and case.
- 3) Trim color for lock plug.

Specification Tips

- A separately specified counterweight is recommended when lateral file is not ganged to another file or anchored to a fixed object.
- Additional accessories are available and can be specified separately.


Pull Styles

J-Pull (J)

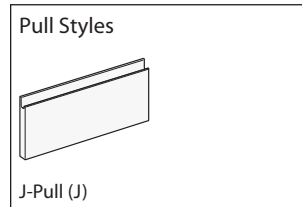
X Series Lateral Files — Freestanding

4H Lateral File – Inset Style

Actual Height	Actual Depth	Actual Width	Number	Trim A	B
51.5"(1308mm)	18"(457mm)	29.885"(759mm)	JLRD-0430-SJ	\$2314.44	\$2551.94
		35.885"(911mm)	JLRD-0436-SJ	2724.76	2992.86
		41.885"(1064mm)	JLRD-0442-SJ	3135.08	3433.78



JLRD-SJ

**Features**

- Each 12"(305mm)-high drawer includes side-to-side hanging bars that accommodate letter, legal, EDP, international A4, and foolscap suspended file folders.
- Optional drawer pulls include J-Pull and pull color matches case color.
- Drawers have full extension steel ball-bearing slides.
- Drawer interiors and accessories are black finish color.
- Single lock secures all drawers.
- Lock plug is available in black or chrome.
- For lock options, refer to Lock Program section of the Accessories Price List.
- Glides provide 1.5"(38mm) adjustment range.

To Order, Specify:

- 1) Product number.
- 2) Trim color for drawer fronts and case.
- 3) Trim color for lock plug.


Specification Tips

- A separately specified counterweight is recommended when lateral file is not ganged to another file or anchored to a fixed object.
- Additional accessories are available and can be specified separately.

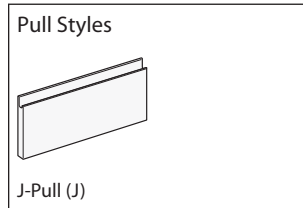
X Series Lateral Files — Freestanding

5H Lateral File – Inset Style

Actual Height	Actual Depth	Actual Width	Number	Trim A	B
63.5"(1613mm)	18"(457mm)	29.885"(759mm)	JLRD-0530-SJ	\$2789.64	\$3077.55
		35.885"(911mm)	JLRD-0536-SJ	3275.53	3601.22
		41.885"(1064mm)	JLRD-0542-SJ	3761.42	4124.89



JLRD-SJ



Features

- Each 12"(305mm)-high drawer includes side-to-side hanging bars that accommodate letter, legal, EDP, international A4, and foolscap suspended file folders.
- Optional drawer pulls include J-Pull and pull color matches case color.
- Drawers have full extension steel ball-bearing slides.
- Drawer interiors and accessories are black finish color.
- Single lock secures all drawers.
- Lock plug is available in black or chrome.
- For lock options, refer to Lock Program section of the Accessories Price List.
- Glides provide 1.5"(38mm) adjustment range.

Specification Tips

- A separately specified counterweight is recommended when lateral file is not ganged to another file or anchored to a fixed object.
- To see into the top drawer a person must be at least 5'9" or use a step stool. As an alternative, consider a five high unit with hinged doors, sliding doors, or receding door in the top position.
- Additional accessories are available and can be specified separately.


To Order, Specify:

- 1) Product number.
- 2) Trim color for drawer fronts and case.
- 3) Trim color for lock plug.

X Series Lateral Files — Freestanding

5H Lateral File – Inset Style with Receding Door

Actual Height	Actual Depth	Actual Width	Number	Trim A	B
12" Receding Door on Top with Stationary Shelf/Four 12" Drawers					
63.5"(1613mm)	18"(457mm)	29.885"(759mm)	JLRC-0530-SJ	\$2789.64	\$3077.55
		35.885"(911mm)	JLRC-0536-SJ	3338.50	3664.19
		41.885"(1064mm)	JLRC-0542-SJ	3887.36	4250.83
12" Receding Door on Top with Pull Out Shelf/Four 12" drawers					
63.5"(1613mm)	18"(457mm)	29.885"(759mm)	JLRR-0530-SJ	\$2789.64	\$3077.55
		35.885"(911mm)	JLRR-0536-SJ	3338.50	3664.19
		41.885"(1064mm)	JLRR-0542-SJ	3887.36	4250.83



JLRC-SJ

Features

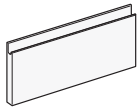
- Includes 12"(305mm)-high drawers and receding door section at top.
- Each drawer includes side-to-side hanging bars that accommodate letter, legal, EDP, international A4, and foolscap suspended file folders.
- Receding door section can be specified with a stationary or pull-out shelf.
- Optional drawer pulls include J-Pull and pull color matches case color.
- Drawers have full extension steel ball-bearing slides.
- Drawer interiors and accessories are black finish color.
- Single lock secures all drawers and door.
- Lock plug is available in black or chrome.
- For lock options, refer to Lock Program section of the Accessories Price List.
- Glides provide 1.5"(38mm) adjustment range.

To Order, Specify:

- 1) Product number.
- 2) Trim color for drawer/door fronts and case.
- 3) Trim color for lock plug.

Specification Tips


- A separately specified counterweight is recommended when lateral file is not ganged to another file or anchored to a fixed object.
- Receding door section does not accommodate standard-height binders.
- Additional accessories are available and can be specified separately.

Pull Styles

J-Pull (J)

X Series Lateral Files

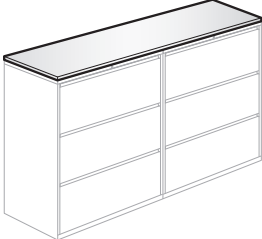
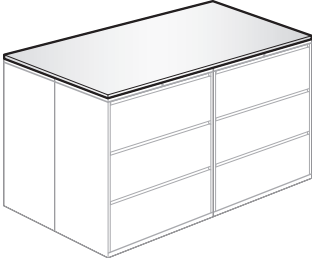
Lateral File Laminate Tops — for use with Proud Style Fronts

	Depth	Width	Number	Laminate		
				A	B	E
File Top 	18.75"(476mm)	30"(762mm)	JTPL-1830-JYJYS	\$454.25	\$490.93	\$600.61
		36"(914mm)	JTPL-1836-JYJYS	524.15	566.43	710.71
		42"(1067mm)	JTPL-1842-JYJYS	594.05	641.93	820.81

JTPL-1830

Feature

- Intended for use on single files with proud style fronts.
- File tops may be used for 18.75"(476mm) deep storage runs.

	Depth	Width	Number	Laminate		
				A	B	E
Common File Top 	18.75"(476mm)	60"(1524mm)	JTPL-1860-JYJYS	\$ 803.75	\$ 868.43	\$1151.11
		66"(1676mm)	JTPL-1866-JYJYS	873.65	943.93	1261.21
		72"(1829mm)	JTPL-1872-JYJYS	943.55	1019.43	1371.31
		78"(1981mm)	JTPL-1878-JYJYS	1013.45	1094.93	1481.41
		84"(2134mm)	JTPL-1884-JYJYS	1083.35	1170.43	1591.51
		90"(2286mm)	JTPL-1890-JYJYS	1153.25	1245.93	1701.61
		96"(2438mm)	JTPL-1896-JYJYS	1223.15	1321.43	1811.71
		102"(2591mm)	JTPL-18A2-JYJYS	1293.05	1396.93	1921.81
		108"(2743mm)	JTPL-18A8-JYJYS	1362.95	1472.43	2031.91
		114"(2896mm)	JTPL-18B4-JYJYS	1432.85	1547.93	2142.01
	37.5"(953mm)	30"(762mm)	JTPL-3630-JYJYS	\$ 768.73	\$ 830.59	\$1095.94
		36"(914mm)	JTPL-3636-JYJYS	908.53	981.59	1316.14
		42"(1067mm)	JTPL-3642-JYJYS	1048.33	1132.59	1536.34
		60"(1524mm)	JTPL-3660-JYJYS	1467.73	1585.59	2196.94
		66"(1676mm)	JTPL-3666-JYJYS	1607.53	1736.59	2417.14
		72"(1829mm)	JTPL-3672-JYJYS	1747.33	1887.59	2637.34
		78"(1981mm)	JTPL-3678-JYJYS	1887.13	2038.59	2857.54
		84"(2134mm)	JTPL-3684-JYJYS	2026.93	2189.59	3077.74
		90"(2286mm)	JTPL-3690-JYJYS	2166.73	2340.59	3297.94
		96"(2438mm)	JTPL-3696-JYJYS	2306.53	2491.59	3518.14
	102"(2591mm)	102"(2591mm)	JTPL-36A2-JYJYS	2446.33	2642.59	3738.34
		108"(2743mm)	JTPL-36A8-JYJYS	2586.13	2793.59	3958.54
		114"(2896mm)	JTPL-36B4-JYJYS	2725.93	2944.59	4178.74
		120"(3048mm)	JTPL-36C0-JYJYS	2865.73	3095.59	4398.94

JTPL-1860

JTPL-3660

Features

- Intended for use on multiple files with proud style fronts.
- 37.5"(953mm) deep top is intended for back-to-back file applications.

Common Features

- Includes top and attachment hardware.
- 1.19"(30mm) thick laminate top has 3mm edgeband on the front and back edges, 1mm edgeband on the sides.

To Order, Specify:

- 1) Product number.
- 2) Laminate color.
- 3) Edge trim color.

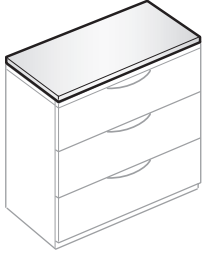
Specification Tips

- Top attaches to metal file top with fasteners. Field drilling is required.
- Designed to be used on X Series lateral files with proud style fronts or 18.75"(476mm) deep storage runs.

X Series Lateral Files

Lateral File Wood Tops — for use with Proud Style Fronts

	Depth	Width	Number	Wood Group A	Group B
File Top	18.75"(476mm)	30"(762mm)	JTPW-1830-KXXXS	\$ 847.37	\$ 856.10
		36"(914mm)	JTPW-1836-KXXXS	941.71	967.90
		42"(1067mm)	JTPW-1842-KXXXS	1036.05	1079.70

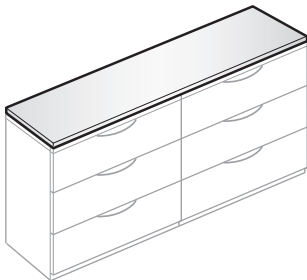


JTPW-1830

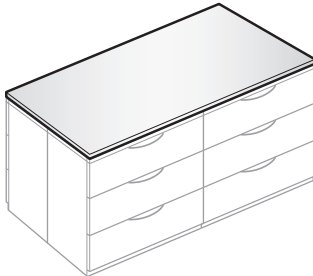
Feature

- Intended for use on single files with proud style fronts.

	Depth	Width	Number	Wood Group A	Group B	
Common File Top	18.75"(476mm)	60"(1524mm)	JTPW-1860-KXXXS	\$1319.07	\$1415.10	
		66"(1676mm)	JTPW-1866-KXXXS	1413.41	1526.90	
		72"(1829mm)	JTPW-1872-KXXXS	1507.75	1638.70	
		78"(1981mm)	JTPW-1878-KXXXS	1602.09	1750.50	
		84"(2134mm)	JTPW-1884-KXXXS	1696.43	1862.30	
		90"(2286mm)	JTPW-1890-KXXXS	1790.77	1974.10	
		96"(2438mm)	JTPW-1896-KXXXS	1885.11	2085.90	
		102"(2591mm)	JTPW-18A2-KXXXS	1979.45	2197.70	
		108"(2743mm)	JTPW-18A8-KXXXS	2073.79	2309.50	
		114"(2896mm)	JTPW-18B4-KXXXS	2168.13	2421.30	
		120"(3048mm)	JTPW-18C0-KXXXS	2262.47	2533.10	
		37.5"(953mm)	30"(762mm)	JTPW-3630-KXXXS	\$1284.17	\$1327.83
			36"(914mm)	JTPW-3636-KXXXS	1472.85	1551.43
			42"(1067mm)	JTPW-3642-KXXXS	1661.53	1775.03
			60"(1524mm)	JTPW-3660-KXXXS	2227.57	2445.83
		66"(1676mm)	JTPW-3666-KXXXS	2416.25	2669.43	
		72"(1829mm)	JTPW-3672-KXXXS	2604.93	2893.03	
		78"(1981mm)	JTPW-3678-KXXXS	2793.61	3116.63	
		84"(2134mm)	JTPW-3684-KXXXS	2982.29	3340.23	
		90"(2286mm)	JTPW-3690-KXXXS	3170.97	3563.83	
		96"(2438mm)	JTPW-3696-KXXXS	3359.65	3787.43	
		102"(2591mm)	JTPW-36A2-KXXXS	3548.33	4011.03	
		108"(2743mm)	JTPW-36A8-KXXXS	3737.01	4234.63	
		114"(2896mm)	JTPW-36B4-KXXXS	3925.69	4458.23	
		120"(3048mm)	JTPW-36C0-KXXXS	4114.37	4681.83	



JTPW-1860



JTPW-3660

Features

- Intended for use on multiple files with proud style fronts.
- 37.5"(953mm) deep top is intended for back-to-back file applications.

Common Features

- Includes wood top and attachment hardware.
- 1.19"(30mm) thick wood veneer top has 3mm edgeband on the front and back edges, 1mm edgeband on the sides.

To Order, Specify:

- 1) Product number.
- 2) Wood finish color.

Specification Tips

- Top attaches to metal file top with fasteners. Field drilling is required.
- Designed to be used on X Series lateral files with proud style fronts only.

X Series Lateral Files

Lateral File Laminate Tops — for use with Inset Style Fronts

	Depth	Width	Number	Laminate		
				A	B	E
File Top	18"(457mm)	30"(762mm)	JTRL-1830-JYJYS	\$454.25	\$490.93	\$600.61
		36"(914mm)	JTRL-1836-JYJYS	524.15	566.43	710.71
		42"(1067mm)	JTRL-1842-JYJYS	594.05	641.93	820.81

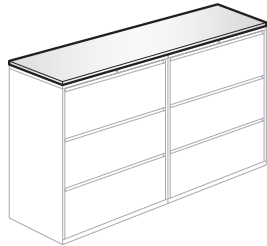


JTRL-1830

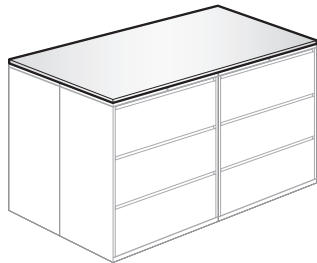
Feature

- Intended for use on single files with inset style fronts.

	Depth	Width	Number	Laminate		
				A	B	E
Common File Top	18"(457mm)	60"(1524mm)	JTRL-1860-JYJYS	\$ 803.75	\$ 868.43	\$1151.11
		66"(1676mm)	JTRL-1866-JYJYS	873.65	943.93	1261.21
		72"(1829mm)	JTRL-1872-JYJYS	943.55	1019.43	1371.31
		78"(1981mm)	JTRL-1878-JYJYS	1013.45	1094.93	1481.41
		84"(2134mm)	JTRL-1884-JYJYS	1083.35	1170.43	1591.51
		90"(2286mm)	JTRL-1890-JYJYS	1153.25	1245.93	1701.61
		96"(2438mm)	JTRL-1896-JYJYS	1223.15	1321.43	1811.71
		102"(2591mm)	JTRL-18A2-JYJYS	1293.05	1396.93	1921.81
		108"(2743mm)	JTRL-18A8-JYJYS	1362.95	1472.43	2031.91
		114"(2896mm)	JTRL-18B4-JYJYS	1432.85	1547.93	2142.01
		120"(3048mm)	JTRL-18C0-JYJYS	1502.75	1623.43	2252.11
			36"(914mm)	30"(762mm)	JTRL-3630-JYJYS	\$ 768.73
36"(914mm)	JTRL-3636-JYJYS			908.53	981.59	1316.14
42"(1067mm)	JTRL-3642-JYJYS			1048.33	1132.59	1536.34
60"(1524mm)	JTRL-3660-JYJYS			1467.73	1585.59	2196.94
66"(1676mm)	JTRL-3666-JYJYS			1607.53	1736.59	2417.14
72"(1829mm)	JTRL-3672-JYJYS			1747.33	1887.59	2637.34
78"(1981mm)	JTRL-3678-JYJYS			1887.13	2038.59	2857.54
84"(2134mm)	JTRL-3684-JYJYS			2026.93	2189.59	3077.74
90"(2286mm)	JTRL-3690-JYJYS			2166.73	2340.59	3297.94
96"(2438mm)	JTRL-3696-JYJYS			2306.53	2491.59	3518.14
102"(2591mm)	JTRL-36A2-JYJYS			2446.33	2642.59	3738.34
108"(2743mm)	JTRL-36A8-JYJYS			2586.13	2793.59	3958.54
114"(2896mm)	JTRL-36B4-JYJYS	2725.93	2944.59	4178.74		
120"(3048mm)	JTRL-36C0-JYJYS	2865.73	3095.59	4398.94		



JTRL-1860



JTRL-3660

Features

- Intended for use on multiple files with inset style fronts.
- 36"(914mm) deep top is intended for back-to-back file applications.

Common Features

- Includes laminate top and attachment hardware.
- 1.19"(30mm) thick laminate top has 3mm edgeband on the front and back edges, 1mm edgeband on the sides.

To Order, Specify:

- 1) Product number.
- 2) Laminate color.
- 3) Edge trim color.

Specification Tips

- Top attaches to metal file top with fasteners. Field drilling is required.
- Designed to be used on X Series lateral files with inset style fronts only.

X Series Lateral Files

Lateral File Wood Tops — for use with Inset Style Fronts

	Depth	Width	Number	Wood Group A	Group B
File Top	18"(457mm)	30"(762mm)	JTRW-1830-KXXXS	\$ 847.37	\$ 856.10
		36"(914mm)	JTRW-1836-KXXXS	941.71	967.90
		42"(1067mm)	JTRW-1842-KXXXS	1036.05	1079.70

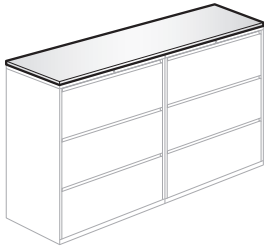


JTRW-1830

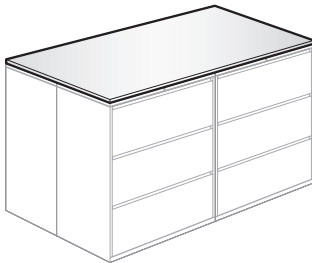
Feature

- Intended for use on single files with inset style fronts.

	Depth	Width	Number	Wood Group A	Group B
Common File Top	18"(457mm)	60"(1524mm)	JTRW-1860-KXXXS	\$1319.07	\$1415.10
		66"(1676mm)	JTRW-1866-KXXXS	1413.41	1526.90
		72"(1829mm)	JTRW-1872-KXXXS	1507.75	1638.70
		78"(1981mm)	JTRW-1878-KXXXS	1602.09	1750.50
		84"(2134mm)	JTRW-1884-KXXXS	1696.43	1862.30
		90"(2286mm)	JTRW-1890-KXXXS	1790.77	1974.10
		96"(2438mm)	JTRW-1896-KXXXS	1885.11	2085.90
		102"(2591mm)	JTRW-18A2-KXXXS	1979.45	2197.70
		108"(2743mm)	JTRW-18A8-KXXXS	2073.79	2309.50
		114"(2896mm)	JTRW-18B4-KXXXS	2168.13	2421.30
		120"(3048mm)	JTRW-18C0-KXXXS	2262.47	2533.10
		36"(914mm)	30"(762mm)	JTRW-3630-KXXXS	\$1284.17
		36"(914mm)	JTRW-3636-KXXXS	1472.85	1551.43
		42"(1067mm)	JTRW-3642-KXXXS	1661.53	1775.03
		60"(1524mm)	JTRW-3660-KXXXS	2227.57	2445.83
		66"(1676mm)	JTRW-3666-KXXXS	2416.25	2669.43
		72"(1829mm)	JTRW-3672-KXXXS	2604.93	2893.03
		78"(1981mm)	JTRW-3678-KXXXS	2793.61	3116.63
		84"(2134mm)	JTRW-3684-KXXXS	2982.29	3340.23
		90"(2286mm)	JTRW-3690-KXXXS	3170.97	3563.83
		96"(2438mm)	JTRW-3696-KXXXS	3359.65	3787.43
		102"(2591mm)	JTRW-36A2-KXXXS	3548.33	4011.03
		108"(2743mm)	JTRW-36A8-KXXXS	3737.01	4234.63
	114"(2896mm)	JTRW-36B4-KXXXS	3925.69	4458.23	
	120"(3048mm)	JTRW-36C0-KXXXS	4114.37	4681.83	



JTRW-1860



JTRW-3660

Features

- Intended for use on multiple files with inset style fronts.
- 36"(914mm) deep top is intended for back-to-back file applications.

Common Features

- Includes wood top and attachment hardware.
- 1.19"(30mm) thick wood veneer top has 3mm edgeband on the front and back edges, 1mm edgeband on the sides.

To Order, Specify:

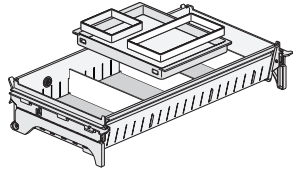
- 1) Product number.
- 2) Wood finish color.

Specification Tips

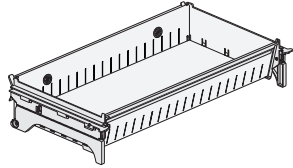
- Top attaches to metal file top with fasteners. Field drilling is required.
- Designed to be used on X Series lateral files with inset style fronts only.

Accessories

Drawer Insert



KJFI-00XX-D



KFI-00XX-B

Description	Height	Depth	Width	Number	Price
Deluxe Drawer Insert					
	5"(127mm)	14"(356mm)	30"(762mm)	KJFI-0030-D	\$402.73
	5"(127mm)	14"(356mm)	36"(914mm)	KJFI-0036-D	431.22
	5"(127mm)	14"(356mm)	42"(1067mm)	KJFI-0042-D	459.71
Base Option Insert					
	5"(127mm)	14"(356mm)	30"(762mm)	KJFI-0030-B	\$309.63
	5"(127mm)	14"(356mm)	36"(914mm)	KJFI-0036-B	338.12
	5"(127mm)	14"(356mm)	42"(1067mm)	KJFI-0042-B	366.61

Features

- Includes drawer insert that subdivides a 12"(305mm) high lateral file drawer into two 6"(152mm) deep compartments.
- For use in X Series and V Series 12"(305mm) high lateral file drawers.**
- Drawer Insert is 5"(127mm) shallower than file drawer allowing the Drawer Insert to slide from front-to-back to access contents in the lower compartment.
- Deluxe Drawer Insert:
 - Includes: Drawer Insert, Drawer Liner, three dividers and one PDA Tray with ring subdivision.
 - Drawer Insert available in Rusty Red (TR-RR) or Smoke (TR-E).
- Base Option Insert:
 - Includes: Drawer insert only.
 - Available in black only.
- Drawer Insert and PDA Tray have cut outs/grommets to allow for low voltage cable routing. Lateral files can be modified in the file to accommodate routing of cables to access building power.
- PDA Tray, rings and dividers are plastic in Snow trim color.

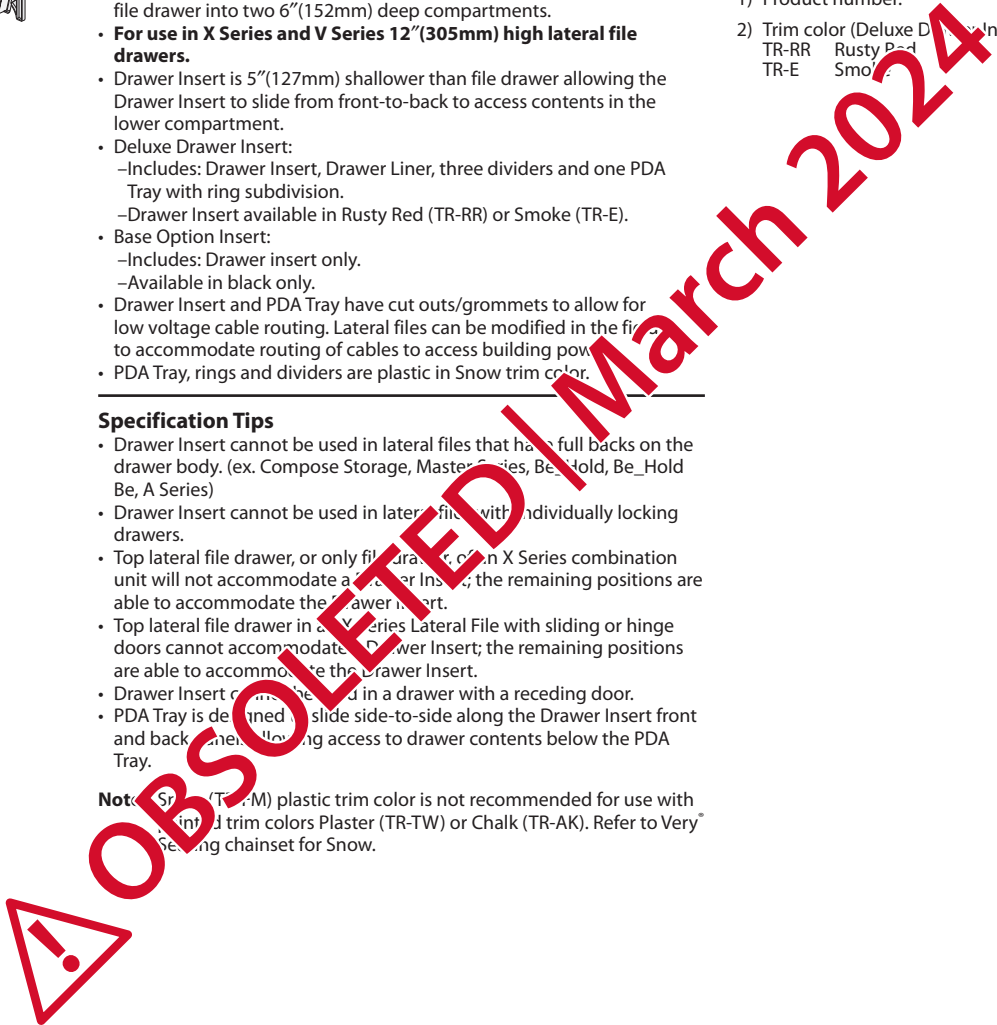
To Order, Specify:

- Product number.
- Trim color (Deluxe Drawer Insert only)
 - TR-RR Rusty Red
 - TR-E Smoke

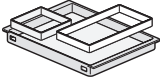
Specification Tips

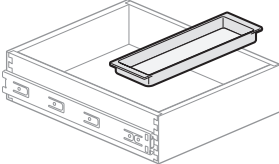
- Drawer Insert cannot be used in lateral files that have full backs on the drawer body. (ex. Compose Storage, Master Series, Be_Hold, Be_Hold Be, A Series)
- Drawer Insert cannot be used in lateral files with individually locking drawers.
- Top lateral file drawer, or only file drawer of an X Series combination unit will not accommodate a Drawer Insert; the remaining positions are able to accommodate the Drawer Insert.
- Top lateral file drawer in a V Series Lateral File with sliding or hinge doors cannot accommodate a Drawer Insert; the remaining positions are able to accommodate the Drawer Insert.
- Drawer Insert cannot be used in a drawer with a receding door.
- PDA Tray is designed to slide side-to-side along the Drawer Insert front and back rails, allowing access to drawer contents below the PDA Tray.

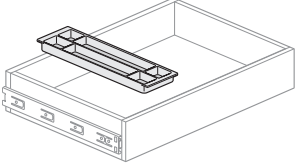
Note: Spray (TR-M) plastic trim color is not recommended for use with Drawer Insert. Recommended trim colors Plaster (TR-TW) or Chalk (TR-AK). Refer to Very® Sewing chainset for Snow.



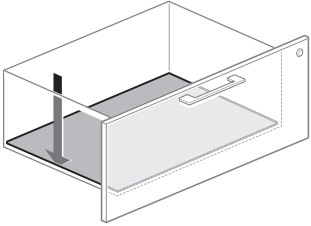
Accessories

	Number	Price
PDA Tray  KJTY-12 GSA: SIN 33721; Discount Group XIII	KJTY-12	\$54.27
Features <ul style="list-style-type: none"> Includes one rectangular PDA tray, one small ring, and one large ring. PDA Tray: <ul style="list-style-type: none"> –Outside dimensions - 1.38”(35mm)H x 11.75”(298mm)W x 16.12”(409mm)L –Inside dimensions - 1.25”(32mm)H x 11.5”(292mm)W x 12.87”(327mm)L Small ring: <ul style="list-style-type: none"> –Outside dimensions - 1”(25mm)H x 5.55”(141mm)W x 5.55”(141mm)L Large ring: <ul style="list-style-type: none"> –Outside dimensions - 1”(25mm)H x 5.98”(152mm)W x 11.43”(290mm)L PDA Tray has cutouts to allow for low voltage cable management. PDA Tray and rings are plastic. Standard in Snow trim. 		
To Order, Specify: <ol style="list-style-type: none"> Product number. (No finish specification required.) 		
Specification Tips <ul style="list-style-type: none"> PDA Tray designed to be used as a stand alone accessory in X Series, Masters Series and Compose Storage file drawers. Designed to slide side-to-side along the hanging bars in file drawers, allowing access to drawer contents below the PDA Tray. Files cannot be hung in lateral file drawers when using the PDA Tray. <p>Note: Snow (TR-FM) plastic trim color is not recommended for use with painted trim colors Plaster (TR-TW) or Chalk (TR-AK). Refer to Very® Seating chainset for Snow.</p>		

	Height	Depth	Width	Number	Price
Personal Tray  KJTY-10 GSA: Open Market	1.38”(35mm)	5.88”(149mm)	12.87”(327mm)	KJTY-10	\$46.21
Features <ul style="list-style-type: none"> Includes one rectangle plastic tray. <ul style="list-style-type: none"> –Outside dimensions: 1.38”(35mm)H x 5.88”(149mm)W x 12.87”(327mm)L –Inside dimensions: 1.25”(32mm)H x 5.63”(143mm)W x 11.5”(292mm)L Can be used as a freestanding accessory in X Series lateral files, X Series Pedestal, Masters Series Pedestal and Compose Storage Pedestal. Standard in Snow trim. <p>Note: Snow (TR-FM) plastic trim color is not recommended for use with painted trim colors Plaster (TR-TW) or Chalk (TR-AK). Refer to Very® Seating chainset for Snow.</p>					
To Order, Specify: <ol style="list-style-type: none"> Product number. (No finish specification required.) 					

	Height	Depth	Width	Number	Price
Pencil Tray  KJTY-9	1.25”(32mm)	5.5”(140mm)	16.3”(414mm)	KJTY-9	\$61.54
Features <ul style="list-style-type: none"> Includes one plastic tray. Suspends from X Series hanging bars; Masters Series 6”(152mm) drawer. Standard in Snow trim. <p>Specification Tip</p> <ul style="list-style-type: none"> Files cannot be hung in X Series lateral file drawers when using the Pencil tray. 					
To Order, Specify: <ol style="list-style-type: none"> Product number. (No finish specification required.) 					

Accessories

	Description	Number	Price
 <p>KJFL</p>	Drawer Liner		
	Drawer Insert		
	30"(762mm) Wide Drawer Insert	KJFL-0030-JI	\$45.58
	36"(914mm) Wide Drawer Insert	KJFL-0036-JI	51.27
	42"(1067mm) Wide Drawer Insert	KJFL-0042-JI	56.96
	X Series		
	30"(762mm) Wide File Insert	KJFL-0030-JL	\$45.58
	36"(914mm) Wide File Insert	KJFL-0036-JL	51.27
	42"(1067mm) Wide File Insert	KJFL-0042-JL	56.96
	18"(457mm) Deep Combination Unit Box Drawer	KJFL-0018-JC	34.20
	18"(457mm) Deep Pedestal Box Drawer	KJFL-0018-JP	34.20
	24"(610mm) Deep Pedestal Box Drawer	KJFL-0024-JP	39.89
	30"(762mm) Deep Pedestal Box Drawer	KJFL-0030-JP	45.58

Features

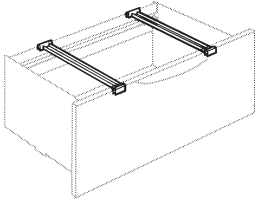
- Drawer Liner is a soft felt like covering that sits on the bottom of the metal drawer body.
- Liners are dimensioned for specific drawer bodies.
- Standard in Charcoal Gray.

To Order, Specify:

- 1) Product number.
(No finish specification required.)

Accessories

	Depth	Number	Price
Front-to-Back Hanging Bars	15.5"(394mm)	JFFA-15	\$50.95



JFFA-15

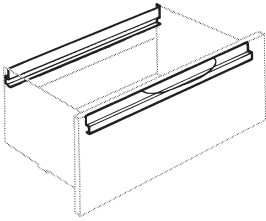
Features

- Includes two front-to-back hanging bars.
- Spans between side-to-side hanging bars in lateral file drawers to convert drawer to front-to-back suspended filing format.
- Rear hanging bars must be set at EDP depth.
- Standard in black finish color only.

To Order, Specify:

- 1) Product number.
(No finish specification required.)

	File Width	Number	Price
Side-to-Side Hanging Bars	30"(762mm)	JFHA-30	\$83.24
	36"(914mm)	JFHA-36	83.24
	42"(1067mm)	JFHA-42	83.24



JFHA

Features

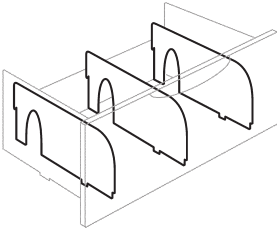
- Includes two side-to-side hanging bars.
- Standard in black finish color only.

Note: Side-to-side hanging bars ship standard in all lateral file drawers.

To Order, Specify:

- 1) Product number.
(No finish specification required.)

	Height	Number	Price
Dividers	7"(178mm)	JFDA-15	\$53.34



JFDA-15

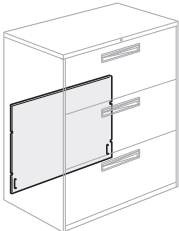
Features

- Includes three dividers that insert into 1"(25mm) incremental slots in bottom and back of file drawer.
- Standard in black finish color only.

To Order, Specify:

- 1) Product number.
(No finish specification required.)

	File Width	Number	Price
Counterweight	30"(762mm)	JFWA-30	\$199.48
	36"(914mm)	JFWA-36	238.83
	42"(1067mm)	JFWA-42	277.93



JFWA

Features

- Includes counterweight and attachment hardware.
- Required for use with 3H, 4H or 5H freestanding lateral files when not ganged together or anchored to a fixed object.
- Recycled extruded material - black only.
- For use with X Series lateral files only.

Note: 2H freestanding lateral files ship standard with installed counterweight.

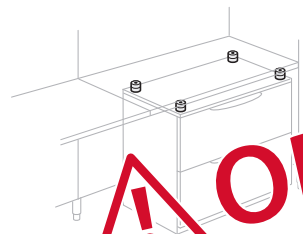
To Order, Specify:

- 1) Product number.
(No finish specification required.)

Class FM – SIN 33721; Discount Group XII

Accessories

Worksurface Height Adjustment Kit for Attached Lateral File



JSHA-1
Class FM – GSA: Open Market

Height	Number	Price
1-2"(25-51mm)	JSHA-1	\$61.38

Features

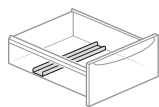
- Includes eight height adjustment spacers and attachment hardware.
- Provides height adjustment for file supported panel-hung work surfaces.
- Raised work surfaces in 1"(25mm) increments up to 2"(51mm) standard work surface height.
- Standard in charcoal finish color only.

To Order, Specify:

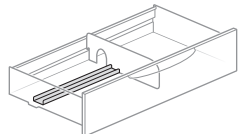
- 1) Product number.
- (No finish specification required.)

OBSOLETE | March 2024

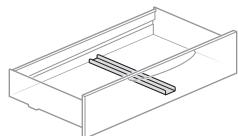
U Channel Divider



KUAU-1203-JP



KUAU-1203-JL



KUAU-1603-JL
Class YA – SIN 33721; Discount Group XIII

Actual Height	Actual Width	Actual Length	Number	Trim A	B
Pedestal Box Drawer, Front-to-Back					
1"(25mm)	2.75"(70mm)	11.5"(292mm)	KUAU-1203-JP	\$ 91.16	\$103.04
Lateral Box Drawer, Side-to-Side					
1"(25mm)	2.75"(70mm)	11.875"(302mm)	KUAU-1203-JL	\$ 91.16	\$103.04
Lateral Box Drawer, Front-to-Back					
1"(25mm)	2.75"(70mm)	16.375"(416mm)	KUAU-1603-JL	\$104.60	\$119.92

Feature

- Includes one steel open channel that divides a pedestal box drawer, lateral box drawer, or lateral file drawer.

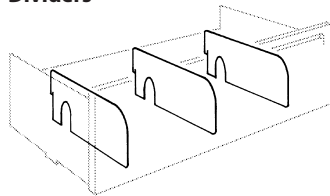
To Order, Specify:

- 1) Product number.
- 2) Trim color.

Specification Tips

- When placed in pedestal box drawer, U channel divider (KUAU-1203-JP) fits side-to-side.
- When placed in lateral box drawer, U channel divider (KUAU-1203-JL) fits side-to-side with use of drawer divider (LDV-3).
- When placed in lateral box drawer, U channel divider (KUAU-1603-JL) fits front-to-back.

Dividers



LDV
Class FM – GSA: Open Market

Description	Number	Price
For 9"(229mm)-high drawer or shelf	LDV-09	\$79.09
For 6"(152mm)-high drawer or shelf	LDV-06	79.09
For 3"(76mm)-high drawer or shelf	LDV-03	79.09

Features

- Includes three (3) dividers dimensioned to utilize the full drawer depth.
- For use in files manufactured after 6/28/93.
- Dividers may be used with any file width and can be adjusted at 1"(25mm) increments.
- Standard in black finish color only.

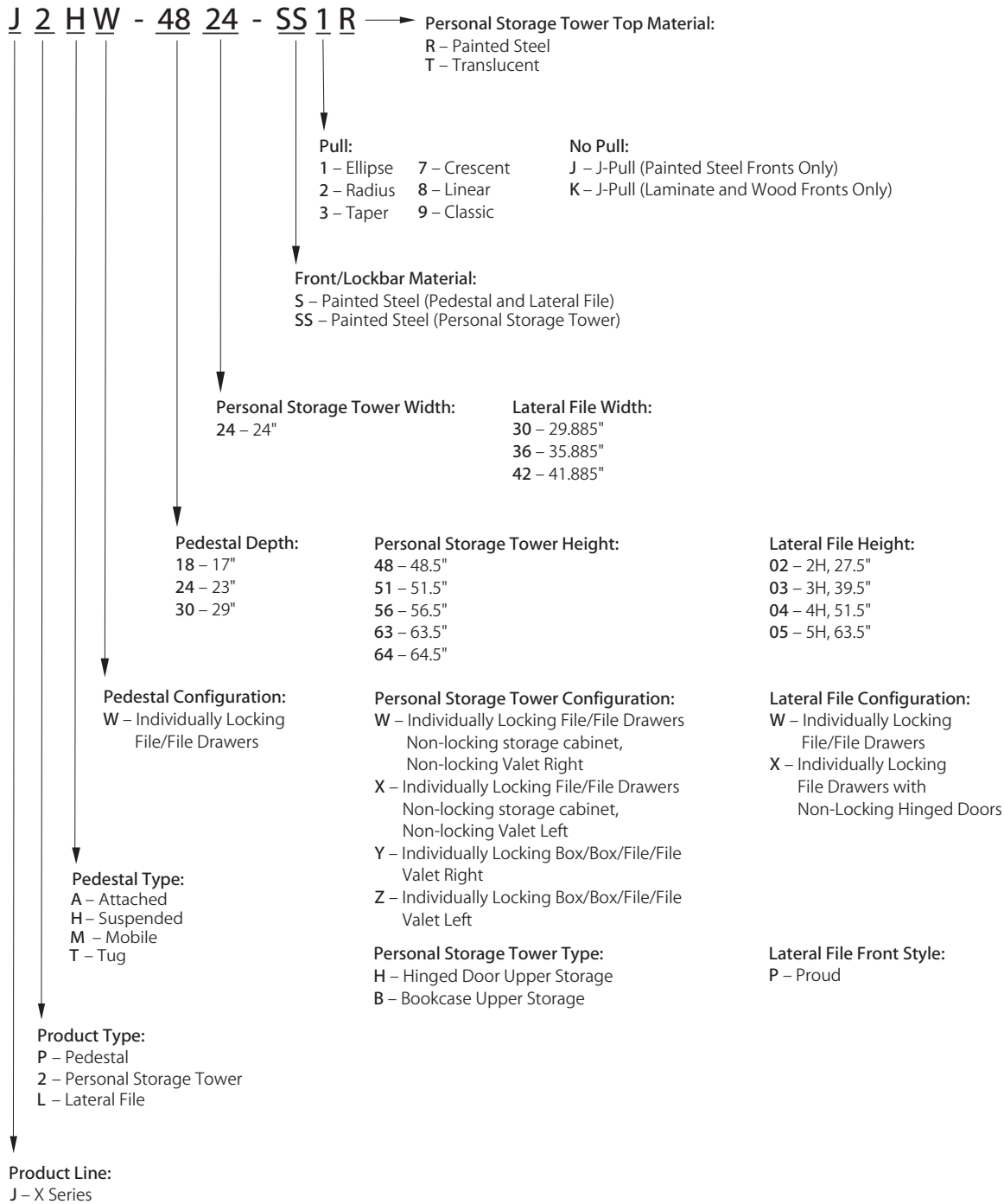
To Order, Specify:

- 1) Product number.
- (No color specification required.)

Specification Tips


- Files manufactured before 6/28/93, order dividers from lateral files eParts.
- LDV-06 can be used in 1.5H Box File drawer.

X Series Filing & Storage with Individually Locking Drawers — Catalog Logic

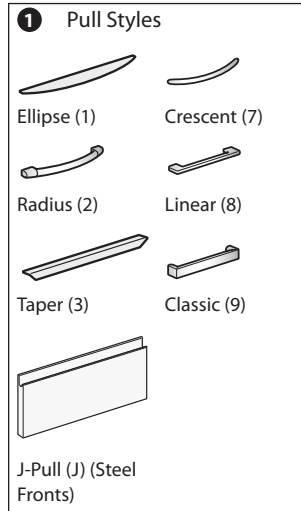


X Series Filing & Storage with Individually Locking Drawers

Attached Pedestal with Individually Locking Drawers



JPAW-18-S



Actual Depth	Actual Width	Pull	Number ¹	Trim A	B
27.5"(699mm) High, File/File					
17"(432mm)	15"(381mm)	1, J	JPAW-18-S	\$ 930.90	\$1021.10
		2, 3	JPAW-18-S	1012.92	1103.12
		7, 8, 9	JPAW-18-S	1032.62	1122.82
23"(584mm)	15"(381mm)	1, J	JPAW-24-S	\$ 978.22	\$1081.55
		2, 3	JPAW-24-S	1060.24	1163.57
		7, 8, 9	JPAW-24-S	1079.94	1183.27
29"(737mm)	15"(381mm)	1, J	JPAW-30-S	\$1025.54	\$1142.00
		2, 3	JPAW-30-S	1107.56	1224.02
		7, 8, 9	JPAW-30-S	1127.26	1243.72

Features

- Includes steel pedestal with individually locking drawers and attachment hardware.
- Each drawer includes one compressor.
- Optional drawer pulls include Ellipse, Radius, Taper, Crescent, Linear, Classic, and J-Pull.
 - Ellipse pull available in non-Metallic trim colors only
 - Radius pull available in Metallic trim colors only
 - Taper and J-Pull pull trim color matches case trim color
 - Crescent, Linear and Classic pulls are brushed nickel finish
- Drawers have full extension steel ball-bearing slides.
- Drawer interiors and accessories are black finish color.
- Pedestal has two locks; left-hand lock secures top file drawer, right-hand lock secures bottom file drawer.
- Lock plugs are available in black or chrome.
- For lock options, refer to Lock Program section of the Accessories Price List.
- Glides provide 1"(25mm) adjustment range.

To Order, Specify:


- 1) Product number.
- 2) Trim color for case and front.
- 3) Trim color for pull (Ellipse and Radius only).
 - Ellipse (Non-Metallic trim colors only)
 - Radius (Metallic trim colors only; upcharge for Metallic trim on pull is included in price.)
- 4) Trim color for lock plug.

Specification Tips

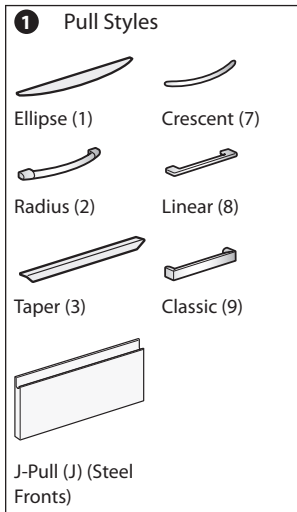
- When attaching pedestal to a square edge worksurface, the pedestal depth must be equal to, or less than the worksurface depth.
 - 18"(457mm) square edge worksurface accepts an 18"(457mm) deep pedestal
 - 24"(610mm) square edge worksurface accepts an 18"(457mm) or 24"(610mm) deep pedestal
 - 30"(762mm) square edge worksurface accepts an 18"(457mm), 24"(610mm), or 30"(762mm) deep pedestal
- When attaching pedestal to a knife edge worksurface, the pedestal depth must be at least 6"(152mm) less than worksurface depth.
 - 18"(457mm) deep knife edge worksurface will not accept an attached pedestal
 - 24"(610mm) deep knife edge worksurface will accept an 18"(457mm) deep pedestal
 - 30"(762mm) deep knife edge worksurface will accept an 18"(457mm) or 24"(610mm) deep pedestal
- When using pedestal to support one end of a worksurface in a panel system application, secure the worksurface to the panel using a corner bracket, cantilever, or pedestal to panel bracket; specified separately.
- When attaching a panel-hung worksurface up to 2"(51mm) higher than standard mounting height, use a worksurface height adjustment kit; specified separately.
- Not for use with 18"(457mm) deep worksurface with knife edge.
- 18"(457mm)-deep pedestal accommodates letter-size filing only.
- Additional accessories are available and can be specified separately.

X Series Filing & Storage with Individually Locking Drawers

Suspended Pedestal with Individually Locking Drawers



JPHW-18-S



Actual Depth	Actual Width	Pull	Number ①	Trim A	B
27.5" (699mm) High, File/File					
17" (432mm)	15" (381mm)	1, J	JPHW-18-S	\$850.13	\$ 928.85
		2, 3	JPHW-18-S	932.15	1010.87
		7, 8, 9	JPHW-18-S	951.85	1030.57
23" (584mm)	15" (381mm)	1, J	JPHW-24-S	\$897.45	\$ 989.30
		2, 3	JPHW-24-S	979.47	1071.32
		7, 8, 9	JPHW-24-S	999.17	1091.02

Features

- Includes steel pedestal with individually locking drawers and attachment hardware.
- Each drawer includes one compressor.
- Optional drawer pulls include Ellipse, Radius, Taper, Crescent, Linear, Classic, and J-Pull.
 - Ellipse pull available in non-Metallic trim colors only
 - Radius pull available in Metallic trim colors only
 - Taper and J-Pull pull trim color matches case trim color
 - Crescent, Linear and Classic pulls are brushed nickel finish
- Drawers have full extension steel ball-bearing slides.
- Drawer interiors and accessories are black finish color.
- Pedestal has two locks; left-hand lock secures top file drawer, right-hand lock secures bottom file drawer.
- Lock plugs are available in black or chrome.
- For lock options, refer to Lock Program section of the Accessories Price List.

To Order, Specify:


- 1) Product number.
- ① **Pull** (see side bar)
- 2) Trim color for case and front.
- 3) Trim color for pull (Ellipse and Radius only).
 - Ellipse (Non-Metallic trim colors only)
 - Radius (Metallic trim colors only; upcharge for Metallic trim on pull is included in price.)
- 4) Trim color for lock plug.

Specification Tips

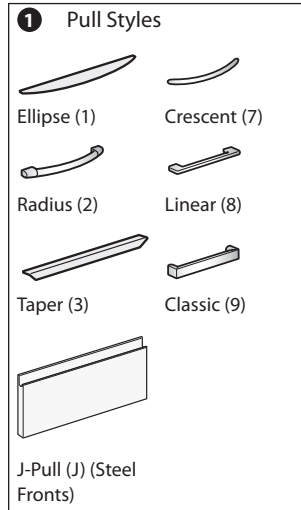
- When attaching pedestal to a square edge worksurface, the pedestal depth must be equal to, or less than the worksurface depth.
 - 18" (457mm) square edge worksurface accepts an 18" (457mm) deep pedestal
 - 24" (610mm) square edge worksurface accepts an 18" (457mm) or 24" (610mm) deep pedestal
 - 30" (762mm) square edge worksurface accepts an 18" (457mm), 24" (610mm), or 30" (762mm) deep pedestal
- When attaching pedestal to a knife edge worksurface, the pedestal depth must be at least 6" (152mm) less than worksurface depth.
 - 18" (457mm) deep knife edge worksurface will not accept a suspended pedestal
 - 24" (610mm) deep knife edge worksurface will accept an 18" (457mm) deep pedestal
 - 30" (762mm) deep knife edge worksurface will accept an 18" (457mm) or 24" (610mm) deep pedestal
- For use with Compose, UniGroup, UniGroup Too, and PLACES systems applications only.
- Not for use with steel caseloads.
- Not for use with 18" (457mm) deep worksurface with knife edge.
- 18" (457mm) deep pedestal accommodates letter-size filing only.
- Additional accessories are available and can be specified separately.

X Series Filing & Storage with Individually Locking Drawers

Mobile Pedestal with Individually Locking Drawers



JPMW-18-S



Actual Depth	Actual Width	Pull	Number 1	Trim A	B
27.5" (699mm) High, File/File					
17" (432mm)	15" (381mm)	1, J	JPMW-18-S	\$1094.05	\$1184.25
		2, 3	JPMW-18-S	1176.07	1266.27
		7, 8, 9	JPMW-18-S	1195.77	1285.97
23" (584mm)	15" (381mm)	1, J	JPMW-24-S	\$1141.37	\$1244.70
		2, 3	JPMW-24-S	1223.39	1326.72
		7, 8, 9	JPMW-24-S	1243.09	1346.42
29" (737mm)	15" (381mm)	1, J	JPMW-30-S	\$1188.69	\$1305.15
		2, 3	JPMW-30-S	1270.71	1387.17
		7, 8, 9	JPMW-30-S	1290.41	1406.87

Features

- Includes steel pedestal with individually locking drawers and non-locking casters; two fixed casters in front, and two swivel casters at the back.
- Each drawer includes one compressor.
- Optional drawer pulls include Ellipse, Radius, Taper, Crescent, Linear, Classic, and J-Pull.
 - Ellipse pull available in non-Metallic trim colors only
 - Radius pull available in Metallic trim colors only
 - Taper and J-Pull pull trim color matches case trim color
 - Crescent, Linear and Classic pulls are brushed nickel finish
- Drawers have full extension steel ball-bearing slides.
- Drawer interiors and accessories are black finish color.
- Pedestal has two locks; left-hand lock secures top file drawer, right-hand lock secures bottom file drawer.
- Lock plugs are available in black or chrome.
- For lock options, refer to Lock Program section of the Accessories Price List.

To Order, Specify:

- 1) Product number.
- 2) Trim color for case and front.
- 3) Trim color for pull (Ellipse and Radius only).
 - Ellipse (Non-Metallic trim colors only)
 - Radius (Metallic trim colors only; upcharge for Metallic trim on pull is included in price.)
- 4) Trim color for lock plug.

Specification Tips


- For a mobile pedestal with a cushion top, specify **C** in the third option.

Example: JMPA-24-S1C.

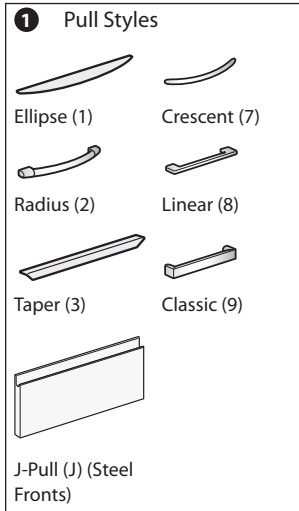
- A pedestal with this option will not include a top, allowing a cushion top to be field installed. Specify cushion top separately.
- Mobile file/file pedestal with a cushion top will not fit under a work surface.
 - 18" (457mm) deep pedestal accommodates letter-size filing only.
 - Additional accessories are available and can be specified separately.

X Series Filing & Storage with Individually Locking Drawers

Tug Pedestal with Individually Locking Drawers



JPTW-24-S



Actual Depth	Actual Width	Pull	Number ①	Trim A	B
27.5" (699mm) High, File/File					
23" (584mm)	15" (381mm)	1, J	JPTW-24-S	\$1346.36	\$1449.69
		2, 3	JPTW-24-S	1428.38	1531.71
		7, 8, 9	JPTW-24-S	1448.08	1551.41
29" (737mm)	15" (381mm)	1, J	JPTW-30-S	\$1451.65	\$1568.11
		2, 3	JPTW-30-S	1533.67	1650.13
		7, 8, 9	JPTW-30-S	1553.37	1669.83

Features

- Includes steel pedestal with individually locking drawers, attached handle, and non-locking casters; two swivel casters in front, and two fixed casters at the back.
- Each drawer includes one compressor.
- Optional drawer pulls include Ellipse, Radius, Taper, Crescent, Linear, Classic, and J-Pull.
 - Ellipse pull available in non-Metallic trim colors only
 - Radius pull available in Metallic trim colors only
 - Taper and J-Pull pull trim color matches case trim color
 - Crescent, Linear and Classic pulls are brushed nickel finish
- Handle matches case trim color and is centered in lockbar.
- Drawers have full extension steel ball-bearing slides.
- Drawer interiors and accessories are black finish color.
- Pedestal has two locks; left-hand lock secures top file drawer, right-hand lock secures bottom file drawer.
- Lock plugs are available in black or chrome.
- For lock options, refer to Lock Program section of the Accessories Price List.

To Order, Specify:

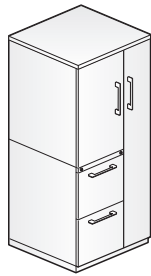
- 1) Product number.
- ① Pull (see side bar)
- 2) Trim color for case and front.
- 3) Trim color for pull (Ellipse and Radius only).
 - Ellipse (Non-Metallic trim colors only)
 - Radius (Metallic trim colors only; upcharge for Metallic trim on pull is included in price.)
- 4) Trim color for lock plug.

Specification Tips

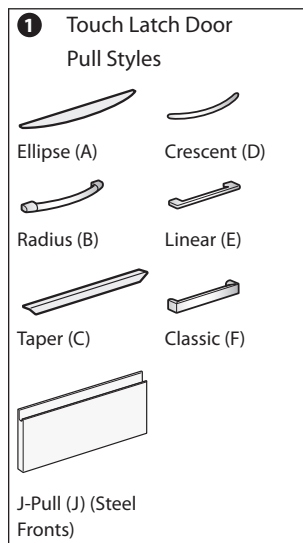
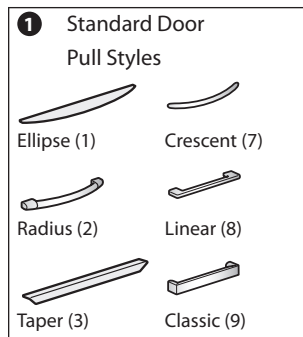
- Additional accessories are available and can be specified separately.
- Tug pedestal will not accommodate digital lock.

X Series Filing & Storage with Individually Locking Drawers

4H Personal Storage Tower with Individually Locking Drawers and Hinged Door Upper Storage



J2HW-4824-SS



Actual Depth	Actual Width	Pull	Number	1 2	Trim A	B
4H, 48.5" (1232mm) – File/File, Valet Right						
23.625" (600mm)	24" (610mm)	1, J	J2HW-4824-SS	■ ■	\$3957.93	\$4202.29
		2, 3	J2HW-4824-SS	■ ■	4079.35	4323.71
		7, 8, 9	J2HW-4824-SS	■ ■	4118.75	4363.11
4H, 48.5" (1232mm) – File/File, Valet Left						
23.625" (600mm)	24" (610mm)	1, J	J2HX-4824-SS	■ ■	\$3957.93	\$4202.29
		2, 3	J2HX-4824-SS	■ ■	4079.35	4323.71
		7, 8, 9	J2HX-4824-SS	■ ■	4118.75	4363.11
4H, 51.5" (1308mm) – File/File, Valet Right						
23.625" (600mm)	24" (610mm)	1, J	J2HW-5124-SS	■ ■	\$4102.24	\$4361.35
		2, 3	J2HW-5124-SS	■ ■	4223.66	4482.77
		7, 8, 9	J2HW-5124-SS	■ ■	4263.06	4522.17
4H, 51.5" (1308mm) – File/File, Valet Left						
23.625" (600mm)	24" (610mm)	1, J	J2HX-5124-SS	■ ■	\$4102.24	\$4361.35
		2, 3	J2HX-5124-SS	■ ■	4223.66	4482.77
		7, 8, 9	J2HX-5124-SS	■ ■	4263.06	4522.17

Features

- Includes:
 - Pedestal section with individually locking drawers
 - Non-locking valet with coat rod
 - Non-locking upper storage unit with one removable shelf. Shelf is positioned at 12.5" (318mm) from bottom of hinged door area
- Each drawer includes one compressor.
- Optional drawer/door pulls include Ellipse, Radius, Taper, Crescent, Linear, Classic, and J-Pull.
 - Ellipse pull available in non-Metallic trim colors only
 - Radius pull available in Metallic trim colors only
 - Taper and J-Pull pull trim color matches case trim color
 - Crescent, Linear and Classic pulls are brushed nickel finish
 - J-Pull available with touch latch doors only
- Standard door or touch latch door choice is determined by pull style code.
- Drawers have full extension steel ball-bearing slides.
- Interiors, shelf, and accessories are black finish color.
- Drawer section contains two locks; left-hand lock secures top file drawer, right-hand lock secures bottom file drawer.
- Valet and storage doors do not lock.
- Lock plugs are available in black or chrome.
- For lock options, refer to Lock Program section of the Accessories Price List.
- Glides provide 1" (25mm) adjustment range.

Specification Tips


- Optional white translucent top adds 2.75" (70mm) to overall height of unit.
- Additional storage unit shelves can be specified separately.

To Order, Specify:

- Product number.
- 1 Pull** (see side bar)
 - \$42.62 upcharge list for touch latch doors
- 2 Top Option:**
 - R** Regular top
 - T** Translucent top, add \$789.06 list
- Trim color for case and front.
- Trim color for pull (Ellipse and Radius only).
 - Ellipse (Non-Metallic trim colors only)
 - Radius (Metallic trim colors only; upcharge for Metallic trim on pull is included in price.)
- Trim color for lock plug.

X Series Filing & Storage with Individually Locking Drawers

4H Personal Storage Tower with Individually Locking Drawers and Bookcase Upper Storage



J2BW-4824-SS

1 Standard Door Pull Styles

Ellipse (1)	Crescent (7)
Radius (2)	Linear (8)
Taper (3)	Classic (9)

1 Touch Latch Door Pull Styles

Ellipse (A)	Crescent (D)
Radius (B)	Linear (E)
Taper (C)	Classic (F)

J-Pull (J) (Steel Fronts)

Actual Depth	Actual Width	Pull	Number	1 2	Trim A	B
4H, 48.5" (1232mm) – File/File, Valet Right						
23.625" (600mm)	24" (610mm)	1, J	J2BW-4824-SS	■ ■	\$3600.45	\$3844.80
		2, 3	J2BW-4824-SS	■ ■	3680.86	3925.21
		7, 8, 9	J2BW-4824-SS	■ ■	3710.41	3954.76
4H, 48.5" (1232mm) – File/File, Valet Left						
23.625" (600mm)	24" (610mm)	1, J	J2BX-4824-SS	■ ■	\$3600.45	\$3844.80
		2, 3	J2BX-4824-SS	■ ■	3680.86	3925.21
		7, 8, 9	J2BX-4824-SS	■ ■	3710.41	3954.76
4H, 51.5" (1308mm) – File/File, Valet Right						
23.625" (600mm)	24" (610mm)	1, J	J2BW-5124-SS	■ ■	\$3721.80	\$3980.90
		2, 3	J2BW-5124-SS	■ ■	3802.21	4061.31
		7, 8, 9	J2BW-5124-SS	■ ■	3831.76	4090.86
4H, 51.5" (1308mm) – File/File, Valet Left						
23.625" (600mm)	24" (610mm)	1, J	J2BX-5124-SS	■ ■	\$3721.80	\$3980.90
		2, 3	J2BX-5124-SS	■ ■	3802.21	4061.31
		7, 8, 9	J2BX-5124-SS	■ ■	3831.76	4090.86

Features

- Includes:
 - Pedestal section with Individually locking drawers
 - Non-locking valet with coat rod
 - Side-facing bookcase with one shelf that adjusts in 3"(76mm) increments
- Each drawer includes one compressor.
- Optional drawer/door pulls include Ellipse, Radius, Taper, Crescent, Linear, Classic, and J-Pull.
 - Ellipse pull available in non-Metallic trim colors only
 - Radius pull available in Metallic trim colors only
 - Taper and J-Pull pull trim color matches case trim color
 - Crescent, Linear and Classic pulls are brushed nickel finish
 - J-Pull available with touch latch doors only
- Standard door or touch latch door choice is determined by pull style code.
- Drawers have full extension steel ball-bearing slides.
- Drawer Interiors and accessories are black finish color; bookcase, shelf, and valet interior match case color.
- Drawer section contains two locks; left-hand lock secures top file drawer, right-hand lock secures bottom file drawer.
- Valet door does not lock.
- All locks in tower have the same key number.
- Lock plugs are available in black or chrome.
- For lock options, refer to Lock Program section of the Accessories Price List.
- Glides provide 1"(25mm) adjustment range.

Specification Tips

- Optional white translucent top adds 2.75"(70mm) to overall height of unit.
- Additional storage unit shelves can be specified separately.

To Order, Specify:

- Product number.
- 1** Pull (see side bar)
 - \$42.62 upcharge list for touch latch doors
- 2** Top Option:
 - R** Regular top
 - T** Translucent top, add \$789.06 list
- Trim color for case and front.
- Trim color for pull (Ellipse and Radius only).
 - Ellipse (Non-Metallic trim colors only)
 - Radius (Metallic trim colors only; upcharge for Metallic trim on pull is included in price.)
- Trim color for lock plug.

X Series Filing & Storage with Individually Locking Drawers

5H Personal Storage Tower with Individually Locking Drawers and Hinged Door Upper Storage



J2HW-5624-55

Features

- Includes:
 - Pedestal section with Individually locking drawers
 - Non-locking valet with coat rod
 - Non-locking upper storage unit contains one or more removable shelves
- Storage unit in 56.5”(1453mm) high tower includes one removable shelf.
- Storage unit in 63.5”(1613mm) and 64.5”(1638mm) high towers with File/File drawers includes two removable shelves.
- Storage unit in 63.5”(1613mm) and 64.5”(1638mm) high towers with Box/Box/File/File drawers includes one removable shelf.
- Each drawer includes one compressor.
- Optional drawer/door pulls include Ellipse, Radius, Taper, Crescent, Linear, Classic, and J-Pull.
 - Ellipse pull available in non-Metallic trim colors only
 - Radius pull available in Metallic trim colors only
 - Taper and J-Pull pull trim color matches case trim color
 - Crescent, Linear and Classic pulls are brushed nickel finish
 - J-Pull available with touch latch doors only
- Standard door or touch latch door choice is determined by pull style code.
- Drawers have full extension steel ball-bearing slides.
- Interiors, shelf, and accessories are black finish color.
- Drawer section contains two locks;
 - Left-hand lock secures top file drawer on File/File configuration. Secures top box drawer and upper file drawer on Box/Box/File/File configuration.
 - Right-hand lock secures bottom file drawer on File/File configuration. Secures second box drawer and bottom file drawer on Box/Box/File/File configuration.
- Valet and storage doors do not lock.
- Lock plugs are available in black or chrome.
- For lock options, refer to Lock Program section of the Accessories Price List.
- Glides provide 1”(25mm) adjustment range.

To Order, Specify:

1) Product number.

1 Pull (see side bar)

\$42.62 upcharge list for touch latch doors

2 Top Option:

R Regular top

T Translucent top, add **\$789.06** list

2) Trim color for case and front.

3) Trim color for pull (Ellipse and Radius only).

–Ellipse (Non-Metallic trim colors only)

–Radius (Metallic trim colors only; upcharge for Metallic trim on pull is included in price.)

4) Trim color for lock plug.

1 Standard Door Pull Styles



Ellipse (1)



Crescent (7)



Radius (2)



Linear (8)



Taper (3)



Classic (9)

1 Touch Latch Door Pull Styles



Ellipse (A)



Crescent (D)



Radius (B)



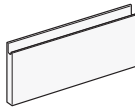
Linear (E)



Taper (C)



Classic (F)



J-Pull (J) (Steel Fronts)

Specification Tips

- Optional white translucent top adds 2.75”(70mm) to overall height of unit.
- Additional storage unit shelves can be specified separately.

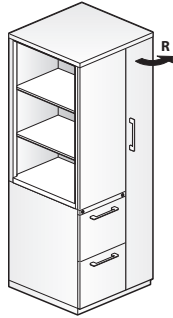
X Series Filing & Storage with Individually Locking Drawers

5H Personal Storage Tower with Individually Locking Drawers and Hinged Door Upper Storage

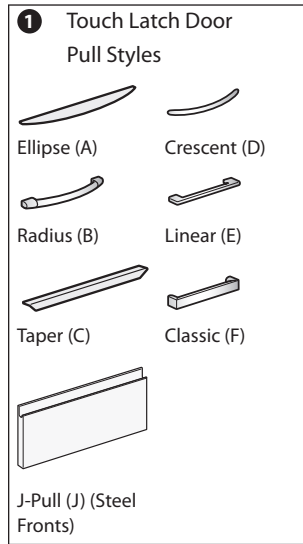
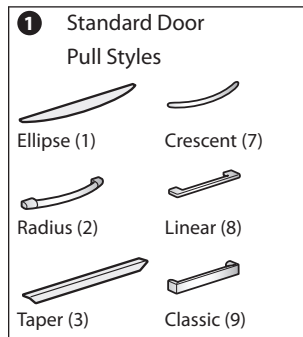
Actual Depth	Actual Width	Pull	Number	① ②		Trim	
				A	B	A	B
5H, 56.5" (1435mm) – File/File, Valet Right							
23.625" (600mm)	24" (610mm)	1, J	J2HW-5624-SS	■	■	\$4107.14	\$4389.20
		2, 3	J2HW-5624-SS	■	■	4228.56	4510.62
		7, 8, 9	J2HW-5624-SS	■	■	4267.96	4550.02
5H, 56.5" (1435mm) – File/File, Valet Left							
23.625" (600mm)	24" (610mm)	1, J	J2HX-5624-SS	■	■	\$4107.14	\$4389.20
		2, 3	J2HX-5624-SS	■	■	4228.56	4510.62
		7, 8, 9	J2HX-5624-SS	■	■	4267.96	4550.02
5H, 63.5" (1613mm) – File/File, Valet Right							
23.625" (600mm)	24" (610mm)	1, J	J2HW-6324-SS	■	■	\$4285.93	\$4599.11
		2, 3	J2HW-6324-SS	■	■	4407.35	4720.53
		7, 8, 9	J2HW-6324-SS	■	■	4446.75	4759.93
5H, 63.5" (1613mm) – File/File, Valet Left							
23.625" (600mm)	24" (610mm)	1, J	J2HX-6324-SS	■	■	\$4285.93	\$4599.11
		2, 3	J2HX-6324-SS	■	■	4407.35	4720.53
		7, 8, 9	J2HX-6324-SS	■	■	4446.75	4759.93
5H, 63.5" (1613mm) – Box/Box/File/File, Valet Right							
23.625" (600mm)	24" (610mm)	1, J	J2HY-6324-SS	■	■	\$5052.16	\$5365.36
		2, 3	J2HY-6324-SS	■	■	5173.58	5486.78
		7, 8, 9	J2HY-6324-SS	■	■	5212.98	5526.18
5H, 63.5" (1613mm) – Box/Box/File/File, Valet Left							
23.625" (600mm)	24" (610mm)	1, J	J2HZ-6324-SS	■	■	\$5052.16	\$5365.36
		2, 3	J2HZ-6324-SS	■	■	5173.58	5486.78
		7, 8, 9	J2HZ-6324-SS	■	■	5212.98	5526.18
5H, 64.5" (1638mm) – File/File, Valet Right							
23.625" (600mm)	24" (610mm)	1, J	J2HW-6424-SS	■	■	\$4407.25	\$4725.36
		2, 3	J2HW-6424-SS	■	■	4528.67	4846.78
		7, 8, 9	J2HW-6424-SS	■	■	4568.07	4886.18
5H, 64.5" (1638mm) – File/File, Valet Left							
23.625" (600mm)	24" (610mm)	1, J	J2HX-6424-SS	■	■	\$4407.25	\$4725.36
		2, 3	J2HX-6424-SS	■	■	4528.67	4846.78
		7, 8, 9	J2HX-6424-SS	■	■	4568.07	4886.18
5H, 64.5" (1638mm) – Box/Box/File/File, Valet Right							
23.625" (600mm)	24" (610mm)	1, J	J2HY-6424-SS	■	■	\$5175.13	\$5493.25
		2, 3	J2HY-6424-SS	■	■	5296.55	5614.67
		7, 8, 9	J2HY-6424-SS	■	■	5335.95	5654.07
5H, 64.5" (1638mm) – Box/Box/File/File, Valet Left							
23.625" (600mm)	24" (610mm)	1, J	J2HZ-6424-SS	■	■	\$5175.13	\$5493.25
		2, 3	J2HZ-6424-SS	■	■	5296.55	5614.67
		7, 8, 9	J2HZ-6424-SS	■	■	5335.95	5654.07

X Series Filing & Storage with Individually Locking Drawers

5H Personal Storage Tower with Individually Locking Drawers and Bookcase



J2BW-5624-SS



Actual Depth	Actual Width	Pull	Number	1 2	Trim A	B
5H, 56.5" (1435mm) – File/File, Valet Right						
23.625" (600mm)	24" (610mm)	1, J	J2BW-5624-SS	■ ■	\$3851.31	\$4133.38
		2, 3	J2BW-5624-SS	■ ■	3931.72	4213.79
		7, 8, 9	J2BW-5624-SS	■ ■	3961.27	4243.34
5H, 56.5" (1435mm) – File/File, Valet Left						
23.625" (600mm)	24" (610mm)	1, J	J2BX-5624-SS	■ ■	\$3851.31	\$4133.38
		2, 3	J2BX-5624-SS	■ ■	3931.72	4213.79
		7, 8, 9	J2BX-5624-SS	■ ■	3961.27	4243.34
5H, 63.5" (1613mm) – File/File, Valet Right						
23.625" (600mm)	24" (610mm)	1, J	J2BW-6324-SS	■ ■	\$3898.87	\$4212.11
		2, 3	J2BW-6324-SS	■ ■	3979.28	4292.52
		7, 8, 9	J2BW-6324-SS	■ ■	4008.83	4322.07
5H, 63.5" (1613mm) – File/File, Valet Left						
23.625" (600mm)	24" (610mm)	1, J	J2BX-6324-SS	■ ■	\$3898.87	\$4212.11
		2, 3	J2BX-6324-SS	■ ■	3979.28	4292.52
		7, 8, 9	J2BX-6324-SS	■ ■	4008.83	4322.07
5H, 64.5" (1638mm) – File/File, Valet Right						
23.625" (600mm)	24" (610mm)	1, J	J2BW-6424-SS	■ ■	\$3987.44	\$4305.57
		2, 3	J2BW-6424-SS	■ ■	4067.85	4385.98
		7, 8, 9	J2BW-6424-SS	■ ■	4097.40	4415.53
5H, 64.5" (1638mm) – File/File, Valet Left						
23.625" (600mm)	24" (610mm)	1, J	J2BX-6424-SS	■ ■	\$3987.44	\$4305.57
		2, 3	J2BX-6424-SS	■ ■	4067.85	4385.98
		7, 8, 9	J2BX-6424-SS	■ ■	4097.40	4415.53

Features

- Includes:
 - Pedestal section with Individually locking drawers
 - Non-locking valet with coat rod
 - Side-facing bookcase with one or more shelves that are adjustable
- Bookcase in 56.5" (1435mm) high tower includes two shelves that are adjustable in 3" (76mm) increments.
- Bookcase in 63.5" (1613mm) and 64.5" (1638mm) high tower with File/File drawers includes two shelves that are adjustable in 6.25" (159mm) increments.
- Each file drawer includes one compressor.
- Optional drawer/door pulls include Ellipse, Radius, Taper, Crescent, Linear, Classic, and J-Pull.
 - Ellipse pull available in non-Metallic trim colors only
 - Radius pull available in Metallic trim colors only
 - Taper and J-Pull pull trim color matches case trim color
 - Crescent, Linear and Classic pulls are brushed nickel finish
 - J-Pull available with touch latch doors only
- Standard door or touch latch door choice is determined by pull style code.
- Drawers have full extension steel ball-bearing slides.
- Drawer interiors and accessories are black finish color; bookcase shelf, and valet interior match case color.
- Drawer section contains two locks; left-hand lock secures top file drawer, right-hand lock secures bottom file drawer.
- Valet door does not lock.
- All locks in tower have the same key number.
- Lock plugs are available in black or chrome.
- For lock options, refer to Lock Program section of the Accessories Price List.
- Glides provide 1" (25mm) adjustment range.

To Order, Specify:

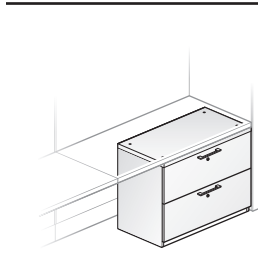
- Product number.
- 1 Pull** (see side bar)
 - \$42.62 upcharge list for touch latch doors
- 2 Top Option:**
 - R** Regular top
 - T** Translucent top, add \$789.06 list
- Trim color for case and front.
- Trim color for pull (Ellipse and Radius only).
 - Ellipse (Non-Metallic trim colors only)
 - Radius (Metallic trim colors only; upcharge for Metallic trim on pull is included in price.)
- Trim color for lock plug.

Specification Tips

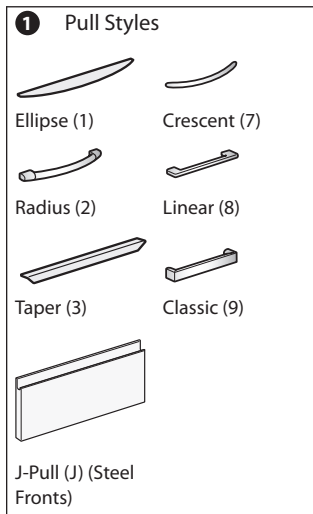
- Optional white translucent top adds 2.75" (70mm) to overall height of unit.
- Additional storage unit shelves can be specified separately.

X Series Filing & Storage with Individually Locking Drawers

2H Lateral File with Individually Locking Drawers – Proud Style – Attached



JLPW-0230-S-A



Actual Depth	Actual Width	Pull	Number 1	Trim	
				A	B
27.5" (699mm) High					
18.75" (476mm)	29.885" (759mm)	1, J	JLPW-0230-S A	\$1727.42	\$1864.16
		2, 3	JLPW-0230-S A	1817.42	1954.16
		7, 8, 9	JLPW-0230-S A	1835.40	1972.14
18.75" (476mm)	35.885" (911mm)	1, J	JLPW-0236-S A	\$2148.09	\$2302.83
		2, 3	JLPW-0236-S A	2238.09	2392.83
		7, 8, 9	JLPW-0236-S A	2256.07	2410.81
18.75" (476mm)	41.885" (1064mm)	1, J	JLPW-0242-S A	\$2568.76	\$2741.50
		2, 3	JLPW-0242-S A	2658.76	2831.50
		7, 8, 9	JLPW-0242-S A	2676.74	2849.48

Features

- Includes:
 - Individually locking 12" (305mm) high drawers
 - Security shelf between drawers
 - Attachment hardware
- Each drawer includes side-to-side hanging bars that accommodate letter, legal, and EDP suspended file folders.
- Optional drawer pulls include Ellipse, Radius, Taper, Crescent, Linear, Classic, and J-Pull.
 - Ellipse pull available in non-Metallic trim colors only
 - Radius pull available in Metallic trim colors only
 - Taper and J-Pull pull trim color matches case trim color
 - Crescent, Linear and Classic pulls are brushed nickel finish
- Drawers have full extension steel ball-bearing slides.
- Drawer interiors and accessories are black finish color.
- Each drawer has a separate lock, centered on drawer front 3" (76mm) below top edge.
- Lock plugs are available in black or chrome.
- For lock options, refer to Lock Program section of the Accessories Price List.
- Glides provide 1.5" (38mm) adjustment range.

Specification Tips

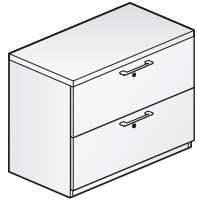
- Must be attached under a worksurface 20" (508mm) deep or deeper.
- When using lateral file to support one end of a worksurface in a panel system application, secure the worksurface to the panel using a corner bracket or cantilever; specified separately.
- When attaching a panel-hung worksurface up to 2" (51mm) higher than standard mounting height, use a worksurface height adjustment kit; specified separately.
- Additional accessories are available and can be specified separately.

To Order, Specify:

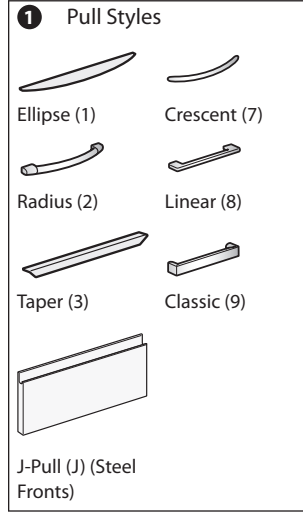
- Product number.
- Trim color for case and front.
- Trim color for pull (Ellipse and Radius only).
 - Ellipse (Non-Metallic trim colors only)
 - Radius (Metallic trim colors only; upcharge for Metallic trim on pull is included in price.)
- Trim color for lock plug.

X Series Filing & Storage with Individually Locking Drawers

2H Lateral File with Individually Locking Drawers – Proud Style – Freestanding



JLPW-0230-S



Actual Depth	Actual Width	Pull	Number ①	Trim A	B
27.5"(699mm) High					
18.75"(476mm)	29.885"(759mm)	1, J	JLPW-0230-S	\$1927.17	\$2063.91
		2, 3	JLPW-0230-S	2017.17	2153.91
		7, 8, 9	JLPW-0230-S	2035.15	2171.89
18.75"(476mm)	35.885"(911mm)	1, J	JLPW-0236-S	\$2387.44	\$2542.18
		2, 3	JLPW-0236-S	2477.44	2632.18
		7, 8, 9	JLPW-0236-S	2495.42	2650.16
18.75"(476mm)	41.885"(1064mm)	1, J	JLPW-0242-S	\$2847.71	\$3020.45
		2, 3	JLPW-0242-S	2937.71	3110.45
		7, 8, 9	JLPW-0242-S	2955.69	3128.43

Features

- Includes:
 - Individually locking 12"(305mm) high drawers
 - Security shelf between drawers
 - Factory-installed counterweight
 - Attachment hardware
- Each drawer includes side-to-side hanging bars that accommodate letter, legal, and EDP suspended file folders.
- Optional drawer pulls include Ellipse, Radius, Taper, Crescent, Linear, Classic, and J-Pull.
 - Ellipse pull available in non-Metallic trim colors only
 - Radius pull available in Metallic trim colors only
 - Taper and J-Pull pull trim color matches case trim color
 - Crescent, Linear and Classic pulls are brushed nickel finish
- Drawers have full extension steel ball-bearing slides.
- Drawer interiors and accessories are black finish color.
- Each drawer has a separate lock, centered on drawer front 3"(76mm) below top edge.
- Lock plugs are available in black or chrome.
- For lock options, refer to Lock Program section of the Accessories Price List.
- Glides provide 1.5"(38mm) adjustment range.

To Order, Specify:


- Product number.
- Trim color for case and front.
- Trim color for pull (Ellipse and Radius only).
 - Ellipse (Non-Metallic trim colors only)
 - Radius (Metallic trim colors only; upcharge for Metallic trim on pull is included in price.)
- Trim color for lock plug.

Specification Tip

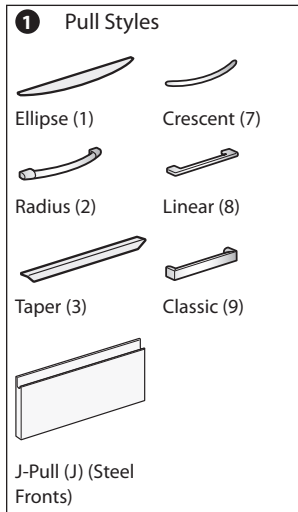
- Additional accessories are available and can be specified separately.

X Series Filing & Storage with Individually Locking Drawers

3H Lateral File with Individually Locking Drawers – Proud Style



JLPW-0330-5



Actual Depth	Actual Width	Pull	Number 1	Trim A	B
39.5" (699mm) High					
18.75" (476mm)	29.885" (759mm)	1, J	JLPW-0330-S	\$2548.69	\$2735.85
		2, 3	JLPW-0330-S	2683.69	2870.85
		7, 8, 9	JLPW-0330-S	2710.66	2897.82
18.75" (476mm)	35.885" (911mm)	1, J	JLPW-0336-S	\$3028.75	\$3241.07
		2, 3	JLPW-0336-S	3163.75	3376.07
		7, 8, 9	JLPW-0336-S	3190.72	3403.04
18.75" (476mm)	41.885" (1064mm)	1, J	JLPW-0342-S	\$3508.81	\$3746.29
		2, 3	JLPW-0342-S	3643.81	3881.29
		7, 8, 9	JLPW-0342-S	3670.78	3908.26

Features

- Includes:
 - Individually locking 12" (305mm) high drawers
 - Security shelves between drawers
- Each drawer includes side-to-side hanging bars that accommodate letter, legal, and EDP suspended file folders.
- Optional drawer pulls include Ellipse, Radius, Taper, Crescent, Linear, Classic, and J-Pull.
 - Ellipse pull available in non-Metallic trim colors only
 - Radius pull available in Metallic trim colors only
 - Taper and J-Pull pull trim color matches case trim color
 - Crescent, Linear and Classic pulls are brushed nickel finish
- Drawers have full extension steel ball-bearing slides.
- Drawer interiors and accessories are black finish color.
- Each drawer has a separate lock, centered on drawer front 3" (76mm) below top edge.
- Lock plugs are available in black or chrome.
- For lock options, refer to Lock Program section of the Accessories Price List.
- Glides provide 1.5" (38mm) adjustment range.

Specification Tips


- A separately specified counterweight is recommended when lateral file is not ganged to another file or anchored to a fixed object.
- Additional accessories are available and can be specified separately.

To Order, Specify:

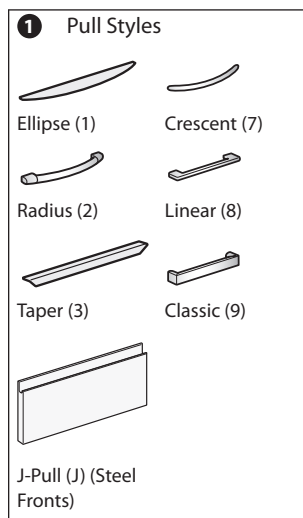
- Product number.
- Trim color for case and front.
- Trim color for pull (Ellipse and Radius only).
 - Ellipse (Non-Metallic trim colors only)
 - Radius (Metallic trim colors only; upcharge for Metallic trim on pull is included in price.)
- Trim color for lock plug.

X Series Filing & Storage with Individually Locking Drawers

4H Lateral File with Individually Locking Drawers – Proud Style



JLPW-0430-S



Actual Depth	Actual Width	Pull	Number ①	Trim A	B
51.5"(1308mm) High					
18.75"(476mm)	29.885"(759mm)	1, J	JLPW-0430-S	\$3369.96	\$3607.46
		2, 3	JLPW-0430-S	3549.96	3787.46
		7, 8, 9	JLPW-0430-S	3585.92	3823.42
18.75"(476mm)	35.885"(911mm)	1, J	JLPW-0436-S	\$3970.62	\$4238.72
		2, 3	JLPW-0436-S	4150.62	4418.72
		7, 8, 9	JLPW-0436-S	4186.58	4454.68
18.75"(476mm)	41.885"(1064mm)	1, J	JLPW-0442-S	\$4571.28	\$4869.98
		2, 3	JLPW-0442-S	4751.28	5049.98
		7, 8, 9	JLPW-0442-S	4787.24	5085.94

Features

- Includes:
 - Individually locking 12"(305mm)-high drawers
 - Security shelves between drawers
- Each drawer includes side-to-side hanging bars that accommodate letter, legal, and EDP suspended file folders.
- Optional drawer pulls include Ellipse, Radius, Taper, Crescent, Linear, Classic, and J-Pull.
 - Ellipse pull available in non-Metallic trim colors only
 - Radius pull available in Metallic trim colors only
 - Taper and J-Pull pull trim color matches case trim color
 - Crescent, Linear and Classic pulls are brushed nickel finish
- Drawers have full extension steel ball-bearing slides.
- Drawer interiors and accessories are black finish color.
- Each drawer has a separate lock, centered on drawer front 3"(76mm) below top edge.
- Lock plugs are available in black or chrome.
- For lock options, refer to Lock Program section of the Accessories Price List.
- Glides provide 1.5"(38mm) adjustment range.

To Order, Specify:


- Product number.
- Trim color for case and front.
- ① Pull** (see side bar)
 - Trim color for pull (Ellipse and Radius only)
 - Ellipse (Non-Metallic trim colors only)
 - Radius (Metallic trim colors only; upcharge for Metallic trim on pull is included in price.)
- Trim color for lock plug.

Specification Tips

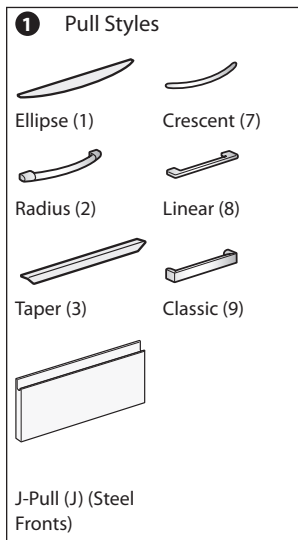
- A separately specified counterweight is recommended when lateral file is not ganged to another file or anchored to a fixed object.
- Additional accessories are available and can be specified separately.

X Series Filing & Storage with Individually Locking Drawers

5H Lateral File with Individually Locking Drawers – Proud Style



JLPW-0530-S



Actual Depth	Actual Width	Pull	Number 1	Trim A	B
63.5" (1613mm) High					
18.75" (476mm)	29.885" (759mm)	1, J	JLPW-0530-S	\$4191.23	\$4479.14
		2, 3	JLPW-0530-S	4416.23	4704.14
		7, 8, 9	JLPW-0530-S	4461.18	4749.09
18.75" (476mm)	35.885" (911mm)	1, J	JLPW-0536-S	\$4867.46	\$5193.15
		2, 3	JLPW-0536-S	5092.46	5418.15
		7, 8, 9	JLPW-0536-S	5137.41	5463.10
18.75" (476mm)	41.885" (1064mm)	1, J	JLPW-0542-S	\$5543.69	\$5907.16
		2, 3	JLPW-0542-S	5768.69	6132.16
		7, 8, 9	JLPW-0542-S	5813.64	6177.11

Features

- Includes:
 - Individually locking 12" (305mm) high drawers
 - Security shelves between drawers
- Each drawer includes side-to-side hanging bars that accommodate letter, legal, and EDP suspended file folders.
- Optional drawer pulls include Ellipse, Radius, Taper, Crescent, Linear, Classic, and J-Pull.
 - Ellipse pull available in non-Metallic trim colors only
 - Radius pull available in Metallic trim colors only
 - Taper and J-Pull pull trim color matches case trim color
 - Crescent, Linear and Classic pulls are brushed nickel finish
- Drawers have full extension steel ball-bearing slides.
- Drawer interiors and accessories are black finish color.
- Each drawer has a separate lock, centered on drawer front 3" (76mm) below top edge.
- Lock plugs are available in black or chrome.
- For lock options, refer to Lock Program section of the Accessories Price List.
- Glides provide 1.5" (38mm) adjustment range.

To Order, Specify:

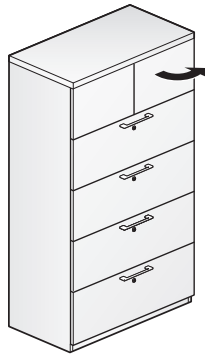
- Product number.
- Trim color for case and front.
- 1 Pull** (see side bar)
 - Trim color for pull (Ellipse and Radius only).
 - Ellipse (Non-Metallic trim colors only)
 - Radius (Metallic trim colors only; upcharge for Metallic trim on pull is included in price.)
 - Trim color for lock plug.

Specification Tips

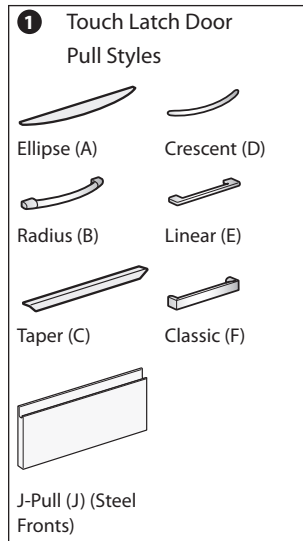
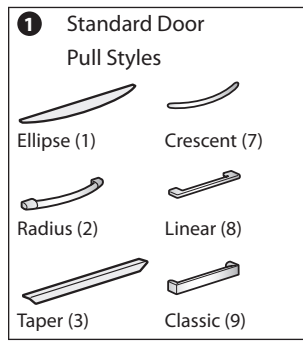
- A separately specified counterweight is recommended when lateral file is not ganged to another file or anchored to a fixed object.
- To see into the top drawer a person must be at least 5'9" or use a step stool. As an alternative, consider a five high unit with hinged doors, sliding doors, or receding in the top position.
- Additional accessories are available and can be specified separately.

X Series Filing & Storage with Individually Locking Drawers

5H Lateral File with Individually Locking Drawers and Hinged Doors – Proud Style



JLPX-0530-S



Actual Depth	Actual Width	Pull	Number 1	Trim A	B
63.5"(1613mm) High					
18.75"(476mm)	29.885"(759mm)	1, J	JLPX-0530-S	\$3891.93	\$4179.84
		2, 3	JLPX-0530-S	4115.16	4403.07
		7, 8, 9	JLPX-0530-S	4169.10	4457.01
18.75"(476mm)	35.885"(911mm)	1, J	JLPX-0536-S	\$4614.91	\$4940.60
		2, 3	JLPX-0536-S	4838.14	5163.83
		7, 8, 9	JLPX-0536-S	4892.08	5217.77
18.75"(476mm)	41.885"(1064mm)	1, J	JLPX-0542-S	\$5337.89	\$5701.36
		2, 3	JLPX-0542-S	5561.12	5924.59
		7, 8, 9	JLPX-0542-S	5615.06	5978.53

Features

- Includes:
 - Hinged door section at the top
 - Individually locking 12"(305mm) high drawers
 - Security shelves between drawers
- Each drawer includes side-to-side hanging bars that accommodate letter, legal, and EDP suspended file folders.
- Optional drawer/door pulls include Ellipse, Radius, Taper, Crescent, Linear, Classic, and J-Pull.
 - Ellipse pull available in non-Metallic trim colors only
 - Radius pull available in Metallic trim colors only
 - Taper and J-Pull pull trim color matches case trim color
 - Crescent, Linear and Classic pulls are brushed nickel finish and are oriented vertically on the hinged doors
- Standard door or touch latch door choice is determined by pull style code.
- Drawers have full extension steel ball-bearing slides.
- Drawer interiors and accessories are black finish color.
- Each drawer has a separate lock, centered on drawer front 3"(76mm) below top edge.
- Hinged door section does not lock.
- Lock plugs are available in black or chrome.
- For lock options, refer to Lock Program section of the Accessories Price List.
- Glides provide 1.5"(38mm) adjustment range.

To Order, Specify:

- Product number.
- Trim color for case and front.
- 1** Pull (see side bar)
 - Trim color for pull (Ellipse and Radius only)
 - Ellipse (Non-Metallic trim colors only)
 - Radius (Metallic trim colors only; upcharge for Metallic trim on pull is included in price.)
- Trim color for lock plug.

Specification Tips

- A separately specified counterweight is recommended when lateral file is not ganged to another file or anchored to a fixed object.
- Storage section accommodates standard-height binders.
- Additional accessories are available and can be specified separately.

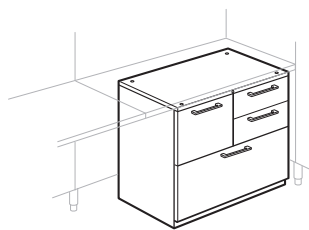
X Series Combination Units – Catalog Logic



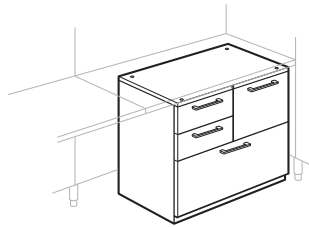
X Series Combination Units — Attached

2H Combination Unit – Attached

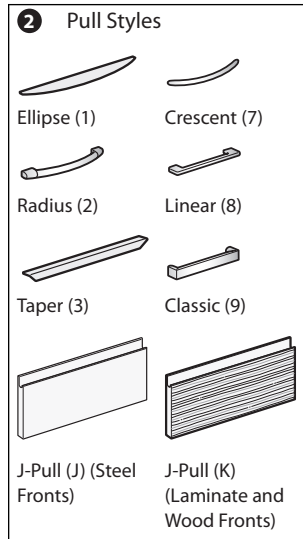
Actual Depth	Actual Width	Pull	Number ① ②	Painted Trim		Laminate A Trim		Laminate B Trim		Wood Group A Trim		Wood Group B Trim	
				A	B	A	B	A	B	A	B		
27.5"(699mm) High — File/Box/Box/Lateral													
18.75" (476mm)	29.885" (759mm)	1	JCPT-0230- 1A	\$2435.70	\$2573.14	\$2813.62	\$2914.38	\$2843.84	\$2944.60	\$3191.52	\$3292.28	\$3292.42	\$3393.18
		J	JCPT-0230- JA	2435.70	2573.14	N/A	N/A	N/A	N/A	N/A	N/A	N/A	N/A
		2, 3	JCPT-0230- A	2615.70	2753.14	2993.62	3094.38	3023.84	3124.60	3371.52	3472.28	3472.42	3573.18
		7, 8, 9	JCPT-0230- A	2658.90	2796.34	3036.82	3137.58	3067.04	3167.80	3414.72	3515.48	3515.62	3616.38
		K	JCPT-0230- KA	N/A	N/A	2977.39	3078.15	3007.61	3108.37	3519.06	3619.82	3619.96	3720.72
27.5"(699mm) High — Box/File/Lateral													
18.75" (476mm)	29.885" (759mm)	1	JCPR-0230- 1A	\$2435.70	\$2573.14	\$2813.62	\$2914.38	\$2843.84	\$2944.60	\$3191.52	\$3292.28	\$3292.42	\$3393.18
		J	JCPR-0230- JA	2435.70	2573.14	N/A	N/A	N/A	N/A	N/A	N/A	N/A	N/A
		2, 3	JCPR-0230- A	2615.70	2753.14	2993.62	3094.38	3023.84	3124.60	3371.52	3472.28	3472.42	3573.18
		7, 8, 9	JCPR-0230- A	2658.90	2796.34	3036.82	3137.58	3067.04	3167.80	3414.72	3515.48	3515.62	3616.38
		K	JCPR-0230- KA	N/A	N/A	2977.39	3078.15	3007.61	3108.37	3519.06	3619.82	3619.96	3720.72



JCPT-S1A



JCPR-S1A



Features

- Includes:
 - Two 6" (152mm)-high pedestal box drawers
 - 12" (305mm)-high pedestal file drawer
 - 12" (305mm)-high lateral file drawer
 - Attachment hardware
- Combination unit with box drawers includes a single pencil tray.
- Lateral file drawer includes side-to-side hanging bars that accommodate letter, legal, EDP, international A4, and foolscap suspended file folders.
- Drawer front options include painted, laminate, or wood.
- Laminate fronts can be specified with a painted steel or laminate lockbar.
- Wood fronts can be specified with a painted steel or wood lockbar.
- Optional drawer pulls include Ellipse, Radius, Taper, Crescent, Linear, Classic and J-Pull.
 - Ellipse pull available in non-metallic trim colors only
 - Radius pull available in metallic trim colors only
 - Taper and J-Pull trim color matches case trim color
 - Crescent, Linear and Classic pulls are brushed nickel finish
- Drawers have full extension steel ball-bearing slides.
- Drawer interiors and accessories are black finish color.
- Single lock secures all drawers.
- Lock plug is available in black or chrome.
- For lock options, refer to Lock Program section of the Accessories Price List.
- Glides provide 1.5" (38mm) adjustment range.

Specification Tips

- Must be attached under a worksurface 20" (508mm)-deep or deeper.
- When using combination unit to support one end of a worksurface in a panel system application, secure the worksurface to the panel using a corner bracket or cantilever; specified separately.
- When attaching a panel-hung worksurface up to 2" (51mm) higher than standard mounting height, use a worksurface height adjustment kit, specified separately.
- Pedestal file drawer has a half-height back. To accommodate side-to-side legal filing, or to convert to a full-height back, a legal-size filing kit must be specified separately.
- Additional accessories are available and can be specified separately.

To Order, Specify:

Painted Steel Drawer Fronts

- Product number, including:

① Front/Lockbar Option:

- S** Painted steel fronts/painted steel lockbar

② Pull (see side bar)

- Trim color for drawer fronts and case.
- Trim color for pull (Ellipse and Radius only).
 - Ellipse (Non-Metallic trim colors only)
 - Radius (Metallic trim colors only; upcharge for Metallic trim on pull is included in price.)
- Trim color for lock plug.

Laminate Drawer Fronts

- Product number, including:

① Front/Lockbar Option:

- L** Laminate fronts/painted steel lockbar
- T** Laminate fronts/laminate lockbar, add \$53.99 list

② Pull (see side bar)

- Trim color for case.
- Trim color for pull (Ellipse and Radius only).
 - Ellipse (Non-Metallic trim colors only)
 - Radius (Metallic trim colors only; upcharge for Metallic trim on pull is included in price.)

- Laminate color for drawer fronts.

- Edge trim color for drawer fronts.

- Trim color for lock plug.

Wood Drawer Fronts

- Product number, including:

① Front/Lockbar Option:

- W** Wood fronts/painted steel lockbar
- R** Wood fronts/wood lockbar, add \$104.36 list

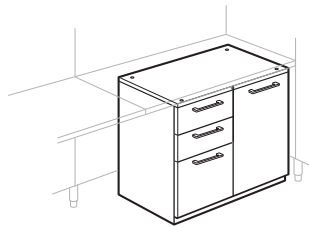
② Pull (see side bar)

- Trim color for case.
- Trim color for pull (Ellipse and Radius only).
 - Ellipse (Non-Metallic trim colors only)
 - Radius (Metallic trim colors only; upcharge for Metallic trim on pull is included in price.)
- Wood finish for drawer fronts.
- Trim color for lock plug.

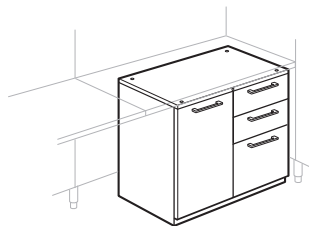
This page intentionally blank

X Series Combination Units – Attached

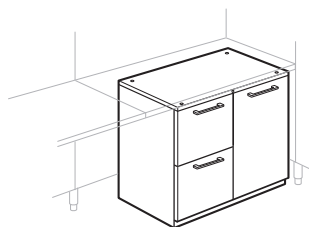
2H Combination Unit with Hinged Door – Attached



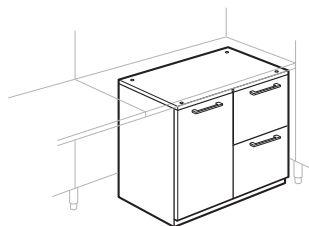
JCPB-SS1A (Right)



JCPE-SS1A (Left)



JCPG-SS1A (Right)



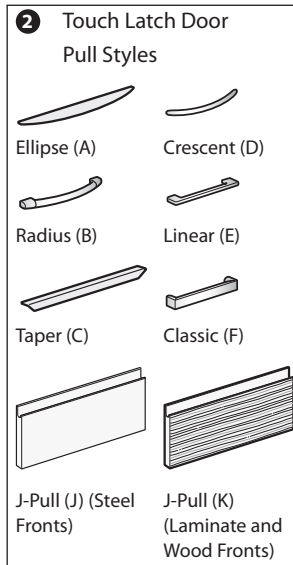
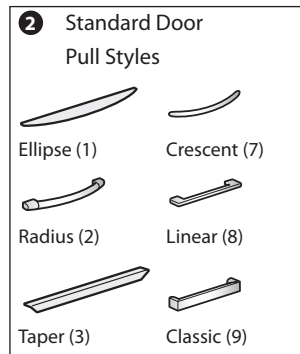
JCPJ-SS1A (Left)

Features

- Includes:
 - Two 6”(152mm)-high pedestal box drawers
 - 12”(305mm)-high pedestal file drawer
 - 24”(610mm)-high storage unit with one shelf that adjusts in 6”(152mm) increments
 - Attachment hardware
- Combination unit with box drawers includes a single pencil tray.
- Drawer/door front options include painted, laminate, or wood.
- Laminate fronts can be specified with a painted steel or laminate lockbar.
- Wood fronts can be specified with a painted steel or wood lockbar.
- Optional drawer/door pulls include Ellipse, Radius, Taper, Crescent, Linear, Classic and J-Pull.
 - Ellipse pull available in non-metallic trim colors only
 - Radius pull available in metallic trim colors only
 - Taper and J-Pull trim color matches case trim color
 - Crescent, Linear and Classic pulls are brushed nickel finish
 - J-Pull Available with touch latch door only
- Standard door or touch latch door choice is determined by pull style code.
- Drawers have full extension steel ball-bearing slides.
- Drawer interiors and accessories are black finish color. Storage unit and shelf match case color.
- Single lock secures all drawers and door.
- Lock plug is available in black or chrome.
- For lock options, refer to Lock Program section of the Accessories Price List.
- Glides provide 1.5”(38mm) adjustment range.

Specification Tips

- Must be attached under a worksurface 20”(508mm)-deep or deeper.
- When using combination unit to support one end of a worksurface in a panel system application, secure the worksurface to the panel using a corner bracket or cantilever; specified separately.
- When attaching a panel-hung worksurface up to 2”(51mm) higher than standard mounting height, use a worksurface height adjustment kit, specified separately.
- Pedestal file drawer has a half-height back. To accommodate side-to-side legal filing, or to convert to a full-height back, a legal-size filing kit must be specified separately.
- Additional accessories are available and can be specified separately.



To Order, Specify:

Painted Steel Drawer/Door Fronts

- Product number, including:

1 Front/Lockbar Option:

SS Painted steel fronts/painted steel lockbar

2 Pull (see side bar)

\$46.77 upcharge list for touch latch door.

- Trim color for drawer/door fronts and case.
- Trim color for pull (Ellipse and Radius only).
 - Ellipse (Non-Metallic trim colors only)
 - Radius (Metallic trim colors only; upcharge for Metallic trim on pull is included in price.)
- Trim color for lock plug.

Laminate Drawer/Door Fronts

- Product number, including:

1 Front/Lockbar Option:

LL Laminate fronts/painted steel lockbar

TT Laminate fronts/laminate lockbar, add **\$53.99** list

2 Pull (see side bar)

\$46.77 upcharge list for touch latch door.

- Trim color for case.
- Trim color for pull (Ellipse and Radius only).
 - Ellipse (Non-Metallic trim colors only)
 - Radius (Metallic trim colors only; upcharge for Metallic trim on pull is included in price.)
- Laminate color for drawer/door fronts.
- Edge trim color for drawer/door fronts.
- Trim color for lock plug.

Wood Drawer/Door Fronts

- Product number, including:

1 Front/Lockbar Option:

WW Wood fronts/painted steel lockbar

RR Wood fronts/wood lockbar, add **\$104.36** list

2 Pull (see side bar)

\$46.77 upcharge list for touch latch door.

- Trim color for case.
- Trim color for pull (Ellipse and Radius only).
 - Ellipse (Non-Metallic trim colors only)
 - Radius (Metallic trim colors only; upcharge for Metallic trim on pull is included in price.)
- Wood finish for drawer/door fronts.
- Trim color for lock plug.

X Series Combination Units – Attached

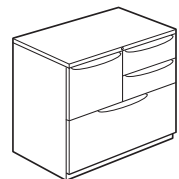
2H Combination Unit with Hinged Door – Attached

Actual Depth	Actual Width	Pull	Number ① ②	Painted Trim A	Trim B	Laminate A Trim A	Trim B	Laminate B Trim A	Trim B	Wood Group A Trim A	Trim B	Wood Group B Trim A	Trim B
27.5"(699mm) High — Box/Box/File, Door Right													
18.75" (476mm)	29.885" (759mm)	1	JCPB-0230- 1A	\$2843.64	\$2980.38	\$3221.56	\$3322.32	\$3251.78	\$3352.54	\$3599.46	\$3700.22	\$3704.00	\$3804.76
		J	JCPB-0230- JA	2890.41	3027.15	N/A	N/A	N/A	N/A	N/A	N/A	N/A	N/A
		2, 3	JCPB-0230- A	3023.64	3160.38	3401.56	3502.32	3431.78	3532.54	3779.46	3880.22	3884.00	3984.76
		7, 8, 9	JCPB-0230- A	3066.84	3203.58	3444.76	3545.52	3474.98	3575.74	3822.66	3923.42	3927.20	4027.96
		K	JCPB-0230- KA	N/A	N/A	3432.10	3532.86	3462.32	3563.08	3973.77	4074.53	4078.31	4179.07
27.5"(699mm) High — Box/Box/File, Door Left													
18.75" (476mm)	29.885" (759mm)	1	JCPE-0230- 1A	\$2843.64	\$2980.38	\$3221.56	\$3322.32	\$3251.78	\$3352.54	\$3599.46	\$3700.22	\$3704.00	\$3804.76
		J	JCPE-0230- JA	2890.41	3027.15	N/A	N/A	N/A	N/A	N/A	N/A	N/A	N/A
		2, 3	JCPE-0230- A	3023.64	3160.38	3401.56	3502.32	3431.78	3532.54	3779.46	3880.22	3884.00	3984.76
		7, 8, 9	JCPE-0230- A	3066.84	3203.58	3444.76	3545.52	3474.98	3575.74	3822.66	3923.42	3927.20	4027.96
		K	JCPE-0230- KA	N/A	N/A	3432.10	3532.86	3462.32	3563.08	3973.77	4074.53	4078.31	4179.07
27.5"(699mm) High — File/File, Door Right													
18.75" (476mm)	29.885" (759mm)	1	JCPG-0230- 1A	\$2772.08	\$2908.82	\$3133.48	\$3234.24	\$3162.39	\$3263.15	\$3494.88	\$3595.64	\$3597.61	\$3698.37
		J	JCPG-0230- JA	2818.85	2955.59	N/A	N/A	N/A	N/A	N/A	N/A	N/A	N/A
		2, 3	JCPG-0230- A	2907.08	3043.82	3268.48	3369.24	3297.39	3398.15	3629.88	3730.64	3732.61	3833.37
		7, 8, 9	JCPG-0230- A	2939.48	3076.22	3300.88	3401.64	3329.79	3430.55	3662.28	3763.04	3765.01	3865.77
		K	JCPG-0230- KA	N/A	N/A	3344.02	3444.78	3372.93	3473.69	3869.19	3969.95	3971.92	4072.68
27.5"(699mm) High — File/File, Door Left													
18.75" (476mm)	29.885" (759mm)	1	JCPJ-0230- 1A	\$2772.08	\$2908.82	\$3133.48	\$3234.24	\$3162.39	\$3263.15	\$3494.88	\$3595.64	\$3597.61	\$3698.37
		J	JCPJ-0230- JA	2818.85	2955.59	N/A	N/A	N/A	N/A	N/A	N/A	N/A	N/A
		2, 3	JCPJ-0230- A	2907.08	3043.82	3268.48	3369.24	3297.39	3398.15	3629.88	3730.64	3732.61	3833.37
		7, 8, 9	JCPJ-0230- A	2939.48	3076.22	3300.88	3401.64	3329.79	3430.55	3662.28	3763.04	3765.01	3865.77
		K	JCPJ-0230- KA	N/A	N/A	3344.02	3444.78	3372.93	3473.69	3869.19	3969.95	3971.92	4072.68

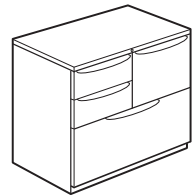
X Series Combination Units

2H Combination Unit

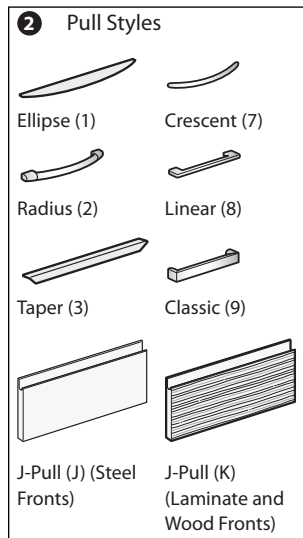
Actual Depth	Actual Width	Pull	Number ① ②	Painted Trim A	Trim B	Laminate A Trim A	Trim B	Laminate B Trim A	Trim B	Wood Group A Trim A	Trim B	Wood Group B Trim A	Trim B
27.5"(699mm) High — File/Box/Box/Lateral													
18.75" (476mm)	29.885" (759mm)	1	JCPT-0230- 1	\$2635.45	\$2772.89	\$3013.37	\$3114.13	\$3043.59	\$3144.35	\$3391.27	\$3492.03	\$3492.17	\$3592.93
		J	JCPT-0230- J	2635.45	2772.89	N/A	N/A	N/A	N/A	N/A	N/A	N/A	N/A
		2, 3	JCPT-0230- 2 3	2815.45	2952.89	3193.37	3294.13	3223.59	3324.35	3571.27	3672.03	3672.17	3772.93
		7, 8, 9	JCPT-0230- 7 8 9	2858.65	2996.09	3236.57	3337.33	3266.79	3367.55	3614.47	3715.23	3715.37	3816.13
		K	JCPT-0230- K	N/A	N/A	3177.14	3277.90	3207.36	3308.12	3718.81	3819.57	3819.71	3920.47
27.5"(699mm) High — Box/Box/File/Lateral													
18.75" (476mm)	29.885" (759mm)	1	JCPR-0230- 1	\$2635.45	\$2772.89	\$3013.37	\$3114.13	\$3043.59	\$3144.35	\$3391.27	\$3492.03	\$3492.17	\$3592.93
		J	JCPR-0230- J	2635.45	2772.89	N/A	N/A	N/A	N/A	N/A	N/A	N/A	N/A
		2, 3	JCPR-0230- 2 3	2815.45	2952.89	3193.37	3294.13	3223.59	3324.35	3571.27	3672.03	3672.17	3772.93
		7, 8, 9	JCPR-0230- 7 8 9	2858.65	2996.09	3236.57	3337.33	3266.79	3367.55	3614.47	3715.23	3715.37	3816.13
		K	JCPR-0230- K	N/A	N/A	3177.14	3277.90	3207.36	3308.12	3718.81	3819.57	3819.71	3920.47



JCPT-S1



JCPR-S1



Features

- Includes:
 - Two 6"(152mm)-high pedestal box drawers
 - 12"(305mm)-high pedestal file drawer
 - 12"(305mm)-high lateral file drawer
 - Factory-installed counterweight
- Combination unit with box drawers includes a single pencil tray.
- Lateral file drawer includes side-to-side hanging bars that accommodate letter, legal, EDP, international A4, and foolscap suspended file folders.
- Drawer front options include painted, laminate, or wood.
- Laminate fronts can be specified with a painted steel or laminate lockbar.
- Wood fronts can be specified with a painted steel or wood lockbar.
- Optional drawer pulls include Ellipse, Radius, Taper, Crescent, Linear, Classic and J-Pull.
 - Ellipse pull available in non-metallic trim colors only
 - Radius pull available in metallic trim colors only
 - Taper and J-Pull trim color matches case trim color
 - Crescent, Linear and Classic pulls are brushed nickel finish
- Drawers have full extension steel ball-bearing slides.
- Drawer interiors and accessories are black finish color.
- Single lock secures all drawers.
- Lock plug is available in black or chrome.
- For lock options, refer to Lock Program section of the Accessories Price List.
- Glides provide 1.5"(38mm) adjustment range.

Specification Tips

- Pedestal file drawer has a half-height back. To accommodate side-to-side legal filing, or to convert to a full-height back, a legal-size filing kit must be specified separately.
- Additional accessories are available and can be specified separately.

To Order, Specify:

Painted Steel Drawer Fronts

- Product number, including:

① Front/Lockbar Option:

- S** Painted steel fronts/painted steel lockbar

② Pull (see side bar)

- Trim color for drawer fronts and case.
- Trim color for pull (Ellipse and Radius only).
 - Ellipse (Non-Metallic trim colors only)
 - Radius (Metallic trim colors only; upcharge for Metallic trim on pull is included in price.)
- Trim color for lock plug.

Laminate Drawer Fronts

- Product number, including:

① Front/Lockbar Option:

- L** Laminate fronts/painted steel lockbar
- T** Laminate fronts/laminate lockbar, add \$53.99 list

② Pull (see side bar)

- Trim color for case.
- Trim color for pull (Ellipse and Radius only).
 - Ellipse (Non-Metallic trim colors only)
 - Radius (Metallic trim colors only; upcharge for Metallic trim on pull is included in price.)
- Laminate color for drawer fronts.
- Edge trim color for drawer fronts.
- Trim color for lock plug.

Wood Drawer Fronts

- Product number, including:

① Front/Lockbar Option:

- W** Wood fronts/painted steel lockbar
- R** Wood fronts/wood lockbar, add \$104.36 list

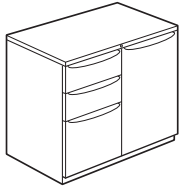
② Pull (see side bar)

- Trim color for case.
- Trim color for pull (Ellipse and Radius only).
 - Ellipse (Non-Metallic trim colors only)
 - Radius (Metallic trim colors only; upcharge for Metallic trim on pull is included in price.)
- Wood finish for drawer fronts.
- Trim color for lock plug.

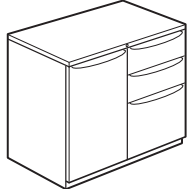
This page intentionally blank

X Series Combination Units

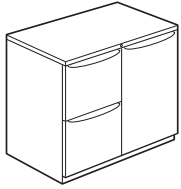
2H Combination Unit with Hinged Door



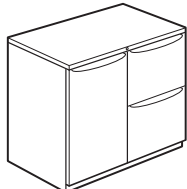
JCPB-SS1 (Right)



JCPE-SS1 (Left)



JCPG-SS1 (Right)



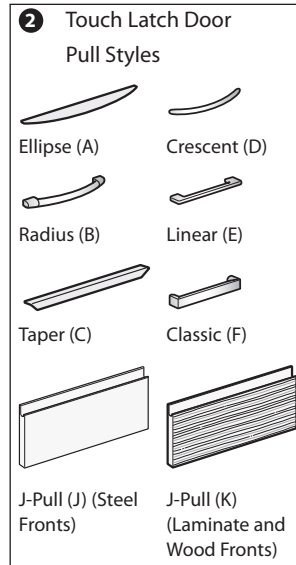
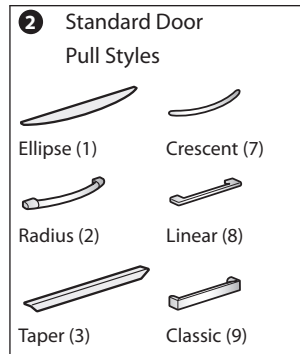
JCPJ-SS1 (Left)

Features

- Includes:
 - Two 6”(152mm)-high pedestal box drawers
 - 12”(305mm)-high pedestal file drawer
 - 24”(610mm)-high storage unit with one shelf that adjusts in 6”(152mm) increments
 - Factory-installed counterweight
- Combination unit with box drawers includes a single pencil tray.
- Drawer/door front options include painted, laminate, or wood.
- Laminate fronts can be specified with a painted steel or laminate lockbar.
- Wood fronts can be specified with a painted steel or wood lockbar.
- Optional drawer/door pulls include Ellipse, Radius, Taper, Crescent, Linear, Classic and J-Pull.
 - Ellipse pull available in non-metallic trim colors only
 - Radius pull available in metallic trim colors only
 - Taper and J-Pull trim color matches case trim color
 - Crescent, Linear and Classic pulls are brushed nickel finish
 - J-Pull available on touch latch door only
- Standard or touch latch door choice is determined by pull style code.
- Drawers have full extension steel ball-bearing slides.
- Drawer interiors and accessories are black finish color. Storage unit and shelf match case color.
- Single lock secures all drawers and door.
- Lock plug is available in black or chrome.
- For lock options, refer to Lock Program section of the Accessories Price List.
- Glides provide 1.5”(38mm) adjustment range.

Specification Tips

- Pedestal file drawer has a half-height back. To accommodate side-to-side legal filing, or to convert to a full-height back, a legal-size filing kit must be specified separately.
- Additional accessories are available and can be specified separately.



To Order, Specify:

Painted Steel Drawer/Door Fronts

- Product number, including:

1 Front/Lockbar Option:

SS Painted steel fronts/painted steel lockbar

2 Pull (see side bar)

\$46.77 upcharge list for touch latch door.

- Trim color for drawer/door fronts and case.

- Trim color for pull (Ellipse and Radius only).

- Ellipse (Non-Metallic trim colors only)
- Radius (Metallic trim colors only; upcharge for Metallic trim on pull is included in price.)

- Trim color for lock plug.

Laminate Drawer/Door Fronts

- Product number, including:

1 Front/Lockbar Option:

LL Laminate fronts/painted steel lockbar

TT Laminate fronts/laminate lockbar, add **\$53.99** list

2 Pull (see side bar)

\$46.77 upcharge list for touch latch door.

- Trim color for case.

- Trim color for pull (Ellipse and Radius only).

- Ellipse (Non-Metallic trim colors only)
- Radius (Metallic trim colors only; upcharge for Metallic trim on pull is included in price.)

- Laminate color for drawer/door fronts.

- Edge trim color for drawer/door fronts.

- Trim color for lock plug.

Wood Drawer/Door Fronts

- Product number, including:

1 Front/Lockbar Option:

WW Wood fronts/painted steel lockbar

RR Wood fronts/wood lockbar, add **\$104.36** list

2 Pull (see side bar)

\$46.77 upcharge list for touch latch door.

- Trim color for case.

- Trim color for pull (Ellipse and Radius only).

- Ellipse (Non-Metallic trim colors only)
- Radius (Metallic trim colors only; upcharge for Metallic trim on pull is included in price.)

- Wood finish for drawer/door fronts.

- Trim color for lock plug.

X Series Combination Units

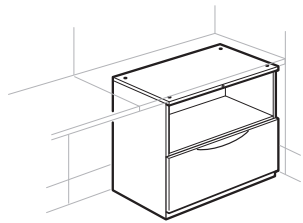
2H Combination Unit with Hinged Door

Actual Depth	Actual Width	Pull	Number ① ②	Painted Trim A	Trim B	Laminate A Trim A	Trim B	Laminate B Trim A	Trim B	Wood Group A Trim A	Trim B	Wood Group B Trim A	Trim B
27.5"(699mm) High — Box/Box/File, Door Right													
18.75" (476mm)	29.885" (759mm)	1	JCPB-0230- 1	\$3043.39	\$3180.13	\$3421.31	\$3522.07	\$3451.53	\$3552.29	\$3799.21	\$3899.97	\$3903.75	\$4004.51
		J	JCPB-0230- J	3090.16	3226.90	N/A	N/A	N/A	N/A	N/A	N/A	N/A	N/A
		2, 3	JCPB-0230-	3223.39	3360.13	3601.31	3702.07	3631.53	3732.29	3979.21	4079.97	4083.75	4184.51
		7, 8, 9	JCPB-0230-	3266.59	3403.33	3644.51	3745.27	3674.73	3775.49	4022.41	4123.17	4126.95	4227.71
		K	JCPB-0230- K	N/A	N/A	3631.85	3732.61	3662.07	3762.83	4173.52	4274.28	4278.06	4378.82
27.5"(699mm) High — Box/Box/File, Door Left													
18.75" (476mm)	29.885" (759mm)	1	JCPE-0230- 1	\$3043.39	\$3180.13	\$3421.31	\$3522.07	\$3451.53	\$3552.29	\$3799.21	\$3899.97	\$3903.75	\$4004.51
		J	JCPE-0230- J	3090.16	3226.90	N/A	N/A	N/A	N/A	N/A	N/A	N/A	N/A
		2, 3	JCPE-0230-	3223.39	3360.13	3601.31	3702.07	3631.53	3732.29	3979.21	4079.97	4083.75	4184.51
		7, 8, 9	JCPE-0230-	3266.59	3403.33	3644.51	3745.27	3674.73	3775.49	4022.41	4123.17	4126.95	4227.71
		K	JCPE-0230- K	N/A	N/A	3631.85	3732.61	3662.07	3762.83	4173.52	4274.28	4278.06	4378.82
27.5"(699mm) High — File/File, Door Right													
18.75" (476mm)	29.885" (759mm)	1	JCPG-0230- 1	\$2971.83	\$3108.57	\$3333.23	\$3433.99	\$3362.14	\$3462.90	\$3694.63	\$3795.39	\$3797.36	\$3898.12
		J	JCPG-0230- J	3018.60	3155.34	N/A	N/A	N/A	N/A	N/A	N/A	N/A	N/A
		2, 3	JCPG-0230-	3106.83	3243.57	3468.23	3568.99	3497.14	3597.90	3829.63	3930.39	3932.36	4033.12
		7, 8, 9	JCPG-0230-	3139.23	3275.97	3500.63	3601.39	3529.54	3630.30	3862.03	3962.79	3964.76	4065.52
		K	JCPG-0230- K	N/A	N/A	3543.77	3644.53	3572.68	3673.44	4068.94	4169.70	4171.67	4272.43
27.5"(699mm) High — File/File, Door Left													
18.75" (476mm)	29.885" (759mm)	1	JCPJ-0230- 1	\$2971.83	\$3108.57	\$3333.23	\$3433.99	\$3362.14	\$3462.90	\$3694.63	\$3795.39	\$3797.36	\$3898.12
		J	JCPJ-0230- J	3018.60	3155.34	N/A	N/A	N/A	N/A	N/A	N/A	N/A	N/A
		2, 3	JCPJ-0230-	3106.83	3243.57	3468.23	3568.99	3497.14	3597.90	3829.63	3930.39	3932.36	4033.12
		7, 8, 9	JCPJ-0230-	3139.23	3275.97	3500.63	3601.39	3529.54	3630.30	3862.03	3962.79	3964.76	4065.52
		K	JCPJ-0230- K	N/A	N/A	3543.77	3644.53	3572.68	3673.44	4068.94	4169.70	4171.67	4272.43

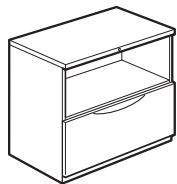
X Series Combination Units

2H Combination Unit with Open Shelf

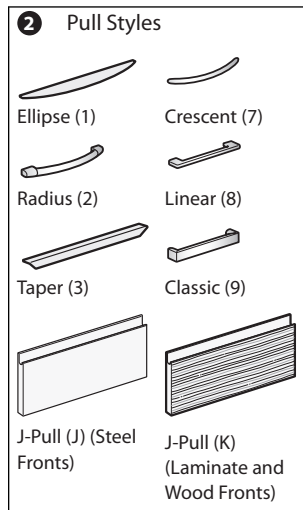
Actual Depth	Actual Width	Pull	Number ① ②	Painted Trim		Laminate A		Laminate B		Wood Group A		Wood Group B		
				Trim A	Trim B	Trim A	Trim B	Trim A	Trim B	Trim A	Trim B	Trim A	Trim B	
27.5"(699mm) High — Attached														
18.75"(476mm)	29.885"(759mm)	1	JCPZ-0230-	1A	\$1364.04	\$1500.78	\$1529.61	\$1630.37	\$1542.81	\$1643.57	\$1695.15	\$1795.91	\$1749.12	\$1849.88
			J	JCPZ-0230-	JA	1364.04	1500.78	N/A	N/A	N/A	N/A	N/A	N/A	N/A
		2, 3	JCPZ-0230-	A	1454.04	1590.78	1619.61	1720.37	1632.81	1733.57	1785.15	1885.91	1839.12	1939.88
		7, 8, 9	JCPZ-0230-	A	1475.64	1612.38	1641.21	1741.97	1654.41	1755.17	1806.75	1907.51	1860.72	1961.48
		K	JCPZ-0230-	KA	N/A	N/A	1693.38	1794.14	1706.58	1807.34	2022.69	2123.45	2076.66	2177.42
27.5"(699mm) High — Freestanding														
18.75"(476mm)	29.885"(759mm)	1	JCPZ-0230-	1	\$1563.79	\$1700.53	\$1729.36	\$1830.12	\$1742.56	\$1843.32	\$1894.90	\$1995.66	\$1948.87	\$2049.63
			J	JCPZ-0230-	J	1563.79	1700.53	N/A	N/A	N/A	N/A	N/A	N/A	N/A
		2, 3	JCPZ-0230-		1653.79	1790.53	1819.36	1920.12	1832.56	1933.32	1984.90	2085.66	2038.87	2139.63
		7, 8, 9	JCPZ-0230-		1675.39	1812.13	1840.96	1941.72	1854.16	1954.92	2006.50	2107.26	2060.47	2161.23
		K	JCPZ-0230-	K	N/A	N/A	1893.13	1993.89	1906.33	2007.09	2222.44	2323.20	2276.41	2377.17



JCPZ-S1A



JCPZ-S1



Features

- Includes:
 - 12"(305mm)-high open shelf
 - 12"(305mm)-high lateral file drawer
 - Factory-installed counterweight (freestanding version only)
- Lateral file drawer includes side-to-side hanging bars that accommodate letter, legal, EDP, international A4, and foolscap suspended file folders.
- Drawer front options include painted, laminate, or wood.
- Laminate fronts can be specified with a painted steel or laminate lockbar.
- Wood fronts can be specified with a painted steel or wood lockbar.
- Optional drawer pulls include Ellipse, Radius, Taper, Crescent, Linear, Classic and J-Pull.
 - Ellipse pull available in non-metallic trim colors only
 - Radius pull available in metallic trim colors only
 - Taper and J-Pull trim color matches case trim color
 - Crescent, Linear and Classic pulls are brushed nickel finish
- Drawer has full extension steel ball-bearing slides.
- Drawer interior and accessories are black finish color. Open shelf interior matches case color.
- Lock centered on front edge of unit top secures drawer.
- Lock plug is available in black or chrome.
- For lock options, refer to Lock Program section of the Accessories Price List.
- Glides provide 1.5"(38mm) adjustment range.

Specification Tips

- Attached combination unit must be attached under a worksurface 20"(508mm)-deep or deeper.
- When using attached combination unit to support one end of a worksurface in a panel system application, secure the worksurface to the panel using a corner bracket or cantilever; specified separately.
- When attaching a panel-hung worksurface up to 2"(51mm) higher than standard mounting height, use a worksurface height adjustment kit, specified separately.
- Additional accessories are available and can be specified separately.

To Order, Specify:

Painted Steel Drawer Fronts

- Product number, including:

① Front/Lockbar Option:

- S** Painted steel fronts/painted steel lockbar

② Pull (see side bar)

- Trim color for drawer fronts and case.
- Trim color for pull (Ellipse and Radius only).
 - Ellipse (Non-Metallic trim colors only)
 - Radius (Metallic trim colors only; upcharge for Metallic trim on pull is included in price.)
- Trim color for lock plug.

Laminate Drawer Fronts

- Product number, including:

① Front/Lockbar Option:

- L** Laminate fronts/painted steel lockbar
- T** Laminate fronts/laminate lockbar, add \$53.99 list

② Pull (see side bar)

- Trim color for case.
- Trim color for pull (Ellipse and Radius only).
 - Ellipse (Non-Metallic trim colors only)
 - Radius (Metallic trim colors only; upcharge for Metallic trim on pull is included in price.)
- Laminate color for drawer fronts.
- Edge trim color for drawer fronts.
- Trim color for lock plug.

Wood Drawer Fronts

- Product number, including:

① Front/Lockbar Option:

- W** Wood fronts/painted steel lockbar
- R** Wood fronts/wood lockbar, add \$104.36 list

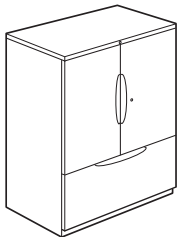
② Pull (see side bar)

- Trim color for case.
- Trim color for pull (Ellipse and Radius only).
 - Ellipse (Non-Metallic trim colors only)
 - Radius (Metallic trim colors only; upcharge for Metallic trim on pull is included in price.)
- Wood finish for drawer fronts.
- Trim color for lock plug.

X Series Combination Units

3H Combination Unit

Actual Depth	Actual Width	Pull	Number ① ②	Painted Trim		Laminate A Trim		Laminate B Trim		Wood Group A Trim		Wood Group B Trim	
				Trim A	Trim B	Trim A	Trim B	Trim A	Trim B	Trim A	Trim B	Trim A	Trim B
3H, 39.5"(1003mm) — 24"(610mm) High Storage, One Lateral													
18.75" (476mm)	29.885" (759mm)	1	JCPV-0330-■ 1	\$2480.18	\$2667.34	\$2799.40	\$2936.17	\$2852.66	\$2989.43	\$3083.75	\$3220.52	\$3179.14	\$3315.91
		J	JCPV-0330-■ J	2526.95	2714.11	N/A	N/A	N/A	N/A	N/A	N/A	N/A	N/A
		2, 3	JCPV-0330-■ ■	2615.18	2802.34	2934.40	3071.17	2987.66	3124.43	3218.75	3355.52	3314.14	3450.91
		7, 8, 9	JCPV-0330-■ ■	2647.58	2834.74	2966.80	3103.57	3020.06	3156.83	3251.15	3387.92	3346.54	3483.31
		K	JCPV-0330-■ K	N/A	N/A	3009.94	3146.71	3063.20	3199.97	3621.83	3758.60	3717.22	3853.99
18.75" (476mm)	35.885" (911mm)	1	JCPV-0336-■ 1	\$2678.29	\$2890.61	\$3017.72	\$3168.86	\$3088.43	\$3239.57	\$3357.09	\$3508.23	\$3452.48	\$3603.62
		J	JCPV-0336-■ J	2725.06	2937.38	N/A	N/A	N/A	N/A	N/A	N/A	N/A	N/A
		2, 3	JCPV-0336-■ ■	2813.29	3025.61	3152.72	3303.86	3223.43	3374.57	3492.09	3643.23	3587.48	3738.62
		7, 8, 9	JCPV-0336-■ ■	2845.69	3058.01	3185.12	3336.26	3255.83	3406.97	3524.49	3675.63	3619.88	3771.02
		K	JCPV-0336-■ K	N/A	N/A	3228.26	3379.40	3298.97	3450.11	3895.17	4046.31	3990.56	4141.70
18.75" (476mm)	41.885" (1064mm)	1	JCPV-0342-■ 1	\$2876.40	\$3113.88	\$3236.04	\$3401.55	\$3324.20	\$3489.71	\$3630.43	\$3795.94	\$3725.82	\$3891.33
		J	JCPV-0342-■ J	2923.17	3160.65	N/A	N/A	N/A	N/A	N/A	N/A	N/A	N/A
		2, 3	JCPV-0342-■ ■	3011.40	3248.88	3371.04	3536.55	3459.20	3624.71	3765.43	3930.94	3860.82	4026.33
		7, 8, 9	JCPV-0342-■ ■	3043.80	3281.28	3403.44	3568.95	3491.60	3657.11	3797.83	3963.34	3893.22	4058.73
		K	JCPV-0342-■ K	N/A	N/A	3446.58	3612.09	3534.74	3700.25	4168.51	4334.02	4263.90	4429.41



JCPV-SS1

Features

- Includes:
 - 24"(610mm)-high storage unit with one shelf that adjusts in 6"(152mm) increments
 - 12"(305mm)-high lateral file drawer
 - Factory-installed counterweight
- Lateral file drawer includes side-to-side hanging bars that accommodate letter, legal, EDP, international A4, and foolscap suspended file folders.
- Drawer/door front options include painted, laminate, or wood.
- Laminate fronts can be specified with a painted steel or laminate lockbar.
- Wood fronts can be specified with a painted steel or wood lockbar.
- Optional drawer/door pulls include Ellipse, Radius, Taper, Crescent, Linear, Classic and J-Pull.
 - Ellipse pull available in non-metallic trim colors only
 - Radius pull available in metallic trim colors only
 - Taper and J-Pull trim color matches case trim color
 - Crescent, Linear and Classic pulls are brushed nickel finish
 - J-Pull available with touch latch doors only
- Standard door or touch latch door choice is determined by pull style code.
- Touch latch doors have touch latch mechanism on the right door, controlling access to both sides.
- Drawer has full extension steel ball-bearing slides.
- Drawer interior and accessories are black finish color. Storage unit interior and shelf match case color.
- Lock centered on front edge of unit top secures drawer. Storage unit locks separately.
- All locks have the same key number.
- Lock plugs are available in black or chrome.
- For lock options, refer to Lock Program section of the Accessories Price List.
- Glides provide 1.5"(38mm) adjustment range.

Specification Tips

- Storage unit accommodates one row of standard-height binders.
- Additional accessories are available and can be specified separately.

To Order, Specify:

Painted Steel Drawer/Door Fronts

- Product number, including:

① Front/Lockbar Option:

SS Painted steel fronts/painted steel lockbar

② Pull (see side bar)

\$46.77 upcharge list for touch latch door(s).

- Trim color for drawer/door fronts and case.

To Order, Specify (cont'd):

- Trim color for pull (Ellipse and Radius only).
 - Ellipse (Non-Metallic trim colors only)
 - Radius (Metallic trim colors only; upcharge for Metallic trim on pull is included in price.)

- Trim color for lock plug.

Laminate Drawer/Door Fronts

- Product number, including:

① Front/Lockbar Option:

LL Laminate fronts/painted steel lockbar

TT Laminate fronts/laminate lockbar, add **\$53.99** list

② Pull (see side bar)

\$46.77 upcharge list for touch latch door(s).

- Trim color for case.
- Trim color for pull (Ellipse and Radius only).
 - Ellipse (Non-Metallic trim colors only)
 - Radius (Metallic trim colors only; upcharge for Metallic trim on pull is included in price.)

- Laminate color for drawer/door fronts.

- Edge trim color for drawer/door fronts.

- Trim color for lock plug.

Wood Drawer/Door Fronts

- Product number, including:

① Front/Lockbar Option:

WW Wood fronts/painted steel lockbar

RR Wood fronts/wood lockbar, add **\$104.36** list

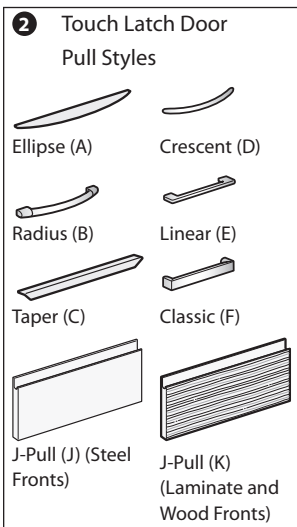
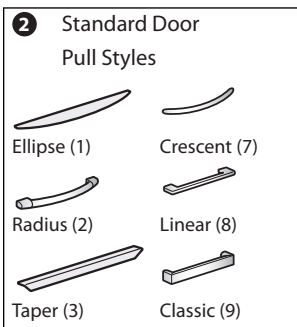
② Pull (see side bar)

\$46.77 upcharge list for touch latch door(s).

- Trim color for case.
- Trim color for pull (Ellipse and Radius only).
 - Ellipse (Non-Metallic trim colors only)
 - Radius (Metallic trim colors only; upcharge for Metallic trim on pull is included in price.)

- Wood finish for drawer/door fronts.

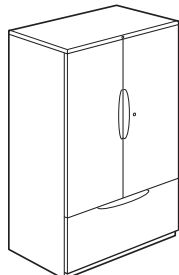
- Trim color for lock plug.



X Series Combination Units

4H Combination Unit with One Lateral File Drawer

Actual Depth	Actual Width	Pull	Number ① ②	Painted Trim A	Trim B	Laminate A Trim A	Trim B	Laminate B Trim A	Trim B	Wood Group A Trim A	Trim B	Wood Group B Trim A	Trim B
4H, 51.5"(1308mm) — 36"(914mm) High Storage, One Lateral													
18.75" (476mm)	29.885" (759mm)	1	JCPV-0430- 1	\$2826.91	\$3064.41	\$3250.68	\$3423.42	\$3340.05	\$3512.79	\$3657.95	\$3830.69	\$3766.16	\$3938.90
		J	JCPV-0430- J	2873.68	3111.18	N/A	N/A	N/A	N/A	N/A	N/A	N/A	N/A
		2, 3	JCPV-0430- 2	2961.91	3199.41	3385.68	3558.42	3475.05	3647.79	3792.95	3965.69	3901.16	4073.90
		7, 8, 9	JCPV-0430- 7	2994.31	3231.81	3418.08	3590.82	3507.45	3680.19	3825.35	3998.09	3933.56	4106.30
		K	JCPV-0430- K	N/A	N/A	3461.22	3633.96	3550.59	3723.33	4359.80	4532.54	4468.01	4640.75
18.75" (476mm)	35.885" (911mm)	1	JCPV-0436- 1	\$3025.02	\$3293.12	\$3492.83	\$3683.56	\$3601.58	\$3792.31	\$3960.62	\$4151.35	\$4068.83	\$4259.56
		J	JCPV-0436- J	3071.79	3339.89	N/A	N/A	N/A	N/A	N/A	N/A	N/A	N/A
		2, 3	JCPV-0436- 2	3160.02	3428.12	3627.83	3818.56	3736.58	3927.31	4095.62	4286.35	4203.83	4394.56
		7, 8, 9	JCPV-0436- 7	3192.42	3460.52	3660.23	3850.96	3768.98	3959.71	4128.02	4318.75	4236.23	4426.96
		K	JCPV-0436- K	N/A	N/A	3703.37	3894.10	3812.12	4002.85	4662.47	4853.20	4770.68	4961.41
18.75" (476mm)	41.885" (1064mm)	1	JCPV-0442- 1	\$3223.13	\$3521.83	\$3734.98	\$3943.70	\$3863.11	\$4071.83	\$4263.29	\$4472.01	\$4371.50	\$4580.22
		J	JCPV-0442- J	3269.90	3568.60	N/A	N/A	N/A	N/A	N/A	N/A	N/A	N/A
		2, 3	JCPV-0442- 2	3358.13	3656.83	3869.98	4078.70	3998.11	4206.83	4398.29	4607.01	4506.50	4715.22
		7, 8, 9	JCPV-0442- 7	3390.53	3689.23	3902.38	4111.10	4030.51	4239.23	4430.69	4639.41	4538.90	4747.62
		K	JCPV-0442- K	N/A	N/A	3945.52	4154.24	4073.65	4282.37	4965.14	5173.86	5073.35	5282.07



JCPV-SS1

② Standard Door Pull Styles

Ellipse (1) Crescent (7)
 Radius (2) Linear (8)
 Taper (3) Classic (9)

② Touch Latch Door Pull Styles

Ellipse (A) Crescent (D)
 Radius (B) Linear (E)
 Taper (C) Classic (F)

J-Pull (J) (Steel Fronts) J-Pull (K) (Laminate and Wood Fronts)

Features

- Includes:
 - 36"(914mm)-high storage unit with two shelves that adjust in 6"(152mm) increments
 - 12"(305mm)-high lateral file drawer
 - Factory-installed counterweight
- Lateral file drawer includes side-to-side hanging bars that accommodate letter, legal, EDP, international A4, and foolscap suspended file folders.
- Drawer/door front options include painted, laminate, or wood.
- Laminate fronts can be specified with a painted steel or laminate lockbar.
- Wood fronts can be specified with a painted steel or wood lockbar.
- Optional drawer/door pulls include Ellipse, Radius, Taper, Crescent, Linear, Classic and J-Pull.
 - Ellipse pull available in non-metallic trim colors only
 - Radius pull available in metallic trim colors only
 - Taper and J-Pull trim color matches case trim color
 - Crescent, Linear and Classic pulls are brushed nickel finish
 - J-Pull available with touch latch doors only
- Standard door or touch latch door choice is determined by pull style code.
- Touch latch doors have touch latch mechanism on the right door, controlling access to both sides.
- Drawer has full extension steel ball-bearing slides.
- Drawer interior and accessories are black finish color. Storage unit interior and shelf match case color.
- Lock centered on front edge of unit top secures drawer. Storage unit locks separately.
- All locks have the same key number.
- Lock plugs are available in black or chrome.
- For lock options, refer to Lock Program section of the Accessories Price List.
- Glides provide 1.5"(38mm) adjustment range.

Specification Tips

- Storage unit accommodates two rows of standard-height binders.
- Additional accessories are available and can be specified separately.

To Order, Specify:

Painted Steel Drawer/Door Fronts

- Product number, including:
 - ① Front/Lockbar Option:**
 - SS** Painted steel fronts/painted steel lockbar
 - ② Pull** (see side bar)
 - \$46.77** upcharge list for touch latch door(s).
- Trim color for drawer/door fronts and case.

To Order, Specify (cont'd):

- Trim color for pull (Ellipse and Radius only).
 - Ellipse (Non-Metallic trim colors only)
 - Radius (Metallic trim colors only; upcharge for Metallic trim on pull is included in price.)
- Trim color for lock plug.

Laminate Drawer/Door Fronts

- Product number, including:
 - ① Front/Lockbar Option:**
 - LL** Laminate fronts/painted steel lockbar
 - TT** Laminate fronts/laminate lockbar, add **\$53.99** list
 - ② Pull** (see side bar)
 - \$46.77** upcharge list for touch latch door(s).
- Trim color for case.
- Trim color for pull (Ellipse and Radius only).
 - Ellipse (Non-Metallic trim colors only)
 - Radius (Metallic trim colors only; upcharge for Metallic trim on pull is included in price.)
- Laminate color for drawer/door fronts.
- Edge trim color for drawer/door fronts.
- Trim color for lock plug.

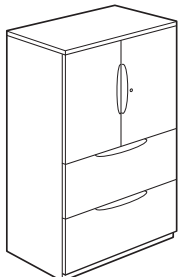
Wood Drawer/Door Fronts

- Product number, including:
 - ① Front/Lockbar Option:**
 - WW** Wood fronts/painted steel lockbar
 - RR** Wood fronts/wood lockbar, add **\$104.36** list
 - ② Pull** (see side bar)
 - \$46.77** upcharge list for touch latch door(s).
- Trim color for case.
- Trim color for pull (Ellipse and Radius only).
 - Ellipse (Non-Metallic trim colors only)
 - Radius (Metallic trim colors only; upcharge for Metallic trim on pull is included in price.)
- Wood finish for drawer/door fronts.
- Trim color for lock plug.

X Series Combination Units

4H Combination Unit with Two Lateral File Drawers

Actual Depth	Actual Width	Pull	Number ① ②	Painted Trim		Laminate A Trim		Laminate B Trim		Wood Group A Trim		Wood Group B Trim	
				A	B	A	B	A	B	A	B	A	B
4H, 51.5" (1308mm) — 24" (610mm) High Storage, Two Laterals													
18.75" (476mm)	29.885" (759mm)	1	JCPY-0430-1	\$2863.11	\$3100.61	\$3248.33	\$3421.07	\$3302.23	\$3474.97	\$3592.78	\$3765.52	\$3703.93	\$3876.67
		J	JCPY-0430-J	2909.88	3147.38	N/A	N/A	N/A	N/A	N/A	N/A	N/A	N/A
		2,3	JCPY-0430-2,3	3043.11	3280.61	3428.33	3601.07	3482.23	3654.97	3772.78	3945.52	3883.93	4056.67
		7,8,9	JCPY-0430-7,8,9	3086.31	3323.81	3471.53	3644.27	3525.43	3698.17	3815.98	3988.72	3927.13	4099.87
		K	JCPY-0430-K	N/A	N/A	3458.87	3631.61	3512.77	3685.51	4294.63	4467.37	4405.78	4578.52
18.75" (476mm)	35.885" (962mm)	1	JCPY-0436-1	\$3118.70	\$3386.80	\$3535.38	\$3726.11	\$3612.23	\$3802.96	\$3952.05	\$4142.78	\$4063.20	\$4253.93
		J	JCPY-0436-J	3165.47	3433.57	N/A	N/A	N/A	N/A	N/A	N/A	N/A	N/A
		2,3	JCPY-0436-2,3	3298.70	3566.80	3715.38	3906.11	3792.23	3982.96	4132.05	4322.78	4243.20	4433.93
		7,8,9	JCPY-0436-7,8,9	3341.90	3610.00	3758.58	3949.31	3835.43	4026.16	4175.25	4365.98	4286.40	4477.13
		K	JCPY-0436-K	N/A	N/A	3745.92	3936.65	3822.77	4013.50	4653.90	4844.63	4765.05	4955.78
18.75" (476mm)	41.885" (1064mm)	1	JCPY-0442-1	\$3374.29	\$3672.99	\$3822.43	\$4031.15	\$3922.23	\$4130.95	\$4311.32	\$4520.04	\$4422.47	\$4631.19
		J	JCPY-0442-J	3421.06	3719.76	N/A	N/A	N/A	N/A	N/A	N/A	N/A	N/A
		2,3	JCPY-0442-2,3	3554.29	3852.99	4002.43	4211.15	4102.23	4310.95	4491.32	4700.04	4602.47	4811.19
		7,8,9	JCPY-0442-7,8,9	3597.49	3896.19	4045.63	4254.35	4145.43	4354.15	4534.52	4743.24	4645.67	4854.39
		K	JCPY-0442-K	N/A	N/A	4032.97	4241.69	4132.77	4341.49	5013.17	5221.89	5124.32	5333.04



JCPY-SS1

② Standard Door Pull Styles

Ellipse (1) Crescent (7)
 Radius (2) Linear (8)
 Taper (3) Classic (9)

② Touch Latch Door Pull Styles

Ellipse (A) Crescent (D)
 Radius (B) Linear (E)
 Taper (C) Classic (F)

J-Pull (J) (Steel Fronts) J-Pull (K) (Laminate and Wood Fronts)

Features

- Includes:
 - 24" (610mm)-high storage unit with one shelf that adjusts in 6" (152mm) increments
 - Two 12" (305mm)-high lateral file drawers
- Lateral file drawers include side-to-side hanging bars that accommodate letter, legal, EDP, international A4, and foolscap suspended file folders.
- Drawer/door front options include painted, laminate, or wood.
- Laminate fronts can be specified with a painted steel or laminate lockbar.
- Wood fronts can be specified with a painted steel or wood lockbar.
- Optional drawer/door pulls include Ellipse, Radius, Taper, Crescent, Linear, Classic and J-Pull.
 - Ellipse pull available in non-metallic trim colors only
 - Radius pull available in metallic trim colors only
 - Taper and J-Pull trim color matches case trim color
 - Crescent, Linear and Classic pulls are brushed nickel finish
 - J-Pull available with touch latch doors only
- Standard door or touch latch door choice is determined by pull style code.
- Touch latch doors have touch latch mechanism on the right door, controlling access to both sides.
- Drawers have full extension steel ball-bearing slides.
- Drawer interior and accessories are black finish color. Storage unit interior and shelf match case color.
- Lock centered on front edge of unit top secures all drawers. Storage unit locks separately.
- All locks have the same key number.
- Lock plugs are available in black or chrome.
- For lock options, refer to Lock Program section of the Accessories Price List.
- Glides provide 1.5" (38mm) adjustment range.

Specification Tips

- Storage unit accommodates one row of standard-height binders.
- A separately specified counterweight is recommended when unit is not ganged to another file or anchored to a fixed object.
- Additional accessories are available and can be specified separately.

To Order, Specify:

Painted Steel Drawer/Door Fronts

- Product number, including:

① Front/Lockbar Option:

SS Painted steel fronts/painted steel lockbar

② Pull (see side bar)

\$46.77 upcharge list for touch latch door(s).

- Trim color for drawer/door fronts and case.

To Order, Specify (cont'd):

- Trim color for pull (Ellipse and Radius only).
 - Ellipse (Non-Metallic trim colors only)
 - Radius (Metallic trim colors only; upcharge for Metallic trim on pull is included in price.)

- Trim color for lock plug.

Laminate Drawer/Door Fronts

- Product number, including:

① Front/Lockbar Option:

LL Laminate fronts/painted steel lockbar
TT Laminate fronts/laminate lockbar, add **\$53.99** list

② Pull (see side bar)

\$46.77 upcharge list for touch latch door(s).

- Trim color for case.

- Trim color for pull (Ellipse and Radius only).
 - Ellipse (Non-Metallic trim colors only)
 - Radius (Metallic trim colors only; upcharge for Metallic trim on pull is included in price.)

- Laminate color for drawer/door fronts.

- Edge trim color for drawer/door fronts.

- Trim color for lock plug.

Wood Drawer/Door Fronts

- Product number, including:

① Front/Lockbar Option:

WW Wood fronts/painted steel lockbar
RR Wood fronts/wood lockbar, add **\$104.36** list

② Pull (see side bar)

\$46.77 upcharge list for touch latch door(s).

- Trim color for case.

- Trim color for pull (Ellipse and Radius only).
 - Ellipse (Non-Metallic trim colors only)
 - Radius (Metallic trim colors only; upcharge for Metallic trim on pull is included in price.)

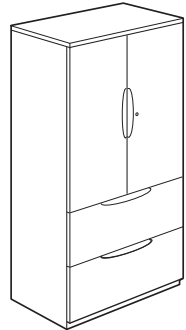
- Wood finish for drawer/door fronts.

- Trim color for lock plug.

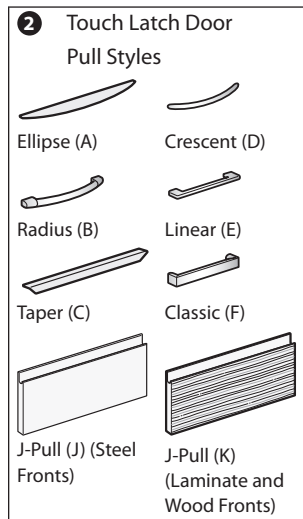
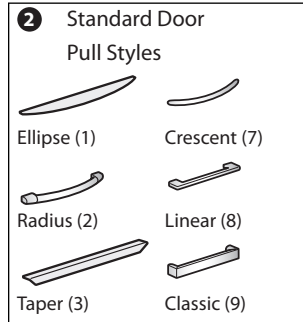
X Series Combination Units

5H Combination Unit with Two Lateral File Drawers

Actual Depth	Actual Width	Pull	Number ① ②	Painted Trim		Laminate A Trim		Laminate B Trim		Wood Group A Trim		Wood Group B Trim	
				A	B	A	B	A	B	A	B		
5H, 63.5" (1613mm) — 36" (914mm) High Storage, Two Laterals													
18.75" (476mm)	29.885" (759mm)	1	JCPY-0530- 1	\$3022.39	\$3310.30	\$3502.03	\$3707.17	\$3576.26	\$3781.40	\$3968.75	\$4173.89	\$4090.97	\$4296.11
		J	JCPY-0530- J	3069.16	3357.07	N/A	N/A	N/A	N/A	N/A	N/A	N/A	N/A
		2, 3	JCPY-0530-	3202.39	3490.30	3682.03	3887.17	3756.26	3961.40	4148.75	4353.89	4270.97	4476.11
		7, 8, 9	JCPY-0530-	3245.59	3533.50	3725.23	3930.37	3799.46	4004.60	4191.95	4397.09	4314.17	4519.31
		K	JCPY-0530- K	N/A	N/A	3712.57	3917.71	3786.80	3991.94	4834.37	5039.51	4956.59	5161.73
18.75" (476mm)	35.885" (911mm)	1	JCPY-0536- 1	\$3277.98	\$3603.67	\$3826.12	\$4052.86	\$3926.28	\$4153.02	\$4374.33	\$4601.07	\$4496.55	\$4723.29
		J	JCPY-0536- J	3324.75	3650.44	N/A	N/A	N/A	N/A	N/A	N/A	N/A	N/A
		2, 3	JCPY-0536-	3457.98	3783.67	4006.12	4232.86	4106.28	4333.02	4554.33	4781.07	4676.55	4903.29
		7, 8, 9	JCPY-0536-	3501.18	3826.87	4049.32	4276.06	4149.48	4376.22	4597.53	4824.27	4719.75	4946.49
		K	JCPY-0536- K	N/A	N/A	4036.66	4263.40	4136.82	4363.56	5239.95	5466.69	5362.17	5588.91
18.75" (476mm)	41.885" (1064mm)	1	JCPY-0542- 1	\$3533.57	\$3897.04	\$4150.21	\$4398.55	\$4276.30	\$4524.64	\$4779.91	\$5028.25	\$4902.13	\$5150.47
		J	JCPY-0542- J	3580.34	3943.81	N/A	N/A	N/A	N/A	N/A	N/A	N/A	N/A
		2, 3	JCPY-0542-	3713.57	4077.04	4330.21	4578.55	4456.30	4704.64	4959.91	5208.25	5082.13	5330.47
		7, 8, 9	JCPY-0542-	3756.77	4120.24	4373.41	4621.75	4499.50	4747.84	5003.11	5251.45	5125.33	5373.67
		K	JCPY-0542- K	N/A	N/A	4360.75	4609.09	4486.84	4735.18	5645.53	5893.87	5767.75	6016.09



JCPY-SS1



Features

- Includes:
 - 36"(914mm)-high storage unit with two shelves that adjusts in 6"(152mm) increments
 - Two 12"(305mm)-high lateral file drawers
- Lateral file drawers include side-to-side hanging bars that accommodate letter, legal, EDP, international A4, and foolscap suspended file folders.
- Drawer/door front options include painted, laminate, or wood.
- Laminate fronts can be specified with a painted steel or laminate lockbar.
- Wood fronts can be specified with a painted steel or wood lockbar.
- Optional drawer/door pulls include Ellipse, Radius, Taper, Crescent, Linear, Classic and J-Pull.
 - Ellipse pull available in non-metallic trim colors only
 - Radius pull available in metallic trim colors only
 - Taper and J-Pull trim color matches case trim color
 - Crescent, Linear and Classic pulls are brushed nickel finish
 - J-Pull available with touch latch doors only
- Standard door or touch latch door choice is determined by pull style code.
- Touch latch doors have touch latch mechanism on the right door, controlling access to both sides.
- Drawers have full extension steel ball-bearing slides.
- Drawer interior and accessories are black finish color. Storage unit interior and shelf match case color.
- Lock centered on front edge of unit top secures all drawers. Storage unit locks separately.
- All locks have the same key number.
- Lock plugs are available in black or chrome.
- For lock options, refer to Lock Program section of the Accessories Price List.
- Glides provide 1.5"(38mm) adjustment range.

Specification Tips

- Storage unit accommodates two rows of standard-height binders.
- A separately specified counterweight is recommended when unit is not ganged to another file or anchored to a fixed object.
- Additional accessories are available and can be specified separately.

To Order, Specify:

Painted Steel Drawer/Door Fronts

- Product number, including:
 - ① Front/Lockbar Option:**
 - SS** Painted steel fronts/painted steel lockbar
 - ② Pull** (see side bar)
 - \$46.77 upcharge list for touch latch door(s).
- Trim color for drawer/door fronts and case.

To Order, Specify (cont'd):

- Trim color for pull (Ellipse and Radius only).
 - Ellipse (Non-Metallic trim colors only)
 - Radius (Metallic trim colors only; upcharge for Metallic trim on pull is included in price.)
- Trim color for lock plug.

Laminate Drawer/Door Fronts

- Product number, including:
 - ① Front/Lockbar Option:**
 - LL** Laminate fronts/painted steel lockbar
 - TT** Laminate fronts/laminate lockbar, add \$53.99 list
 - ② Pull** (see side bar)
 - \$46.77 upcharge list for touch latch door(s).
- Trim color for case.
- Trim color for pull (Ellipse and Radius only).
 - Ellipse (Non-Metallic trim colors only)
 - Radius (Metallic trim colors only; upcharge for Metallic trim on pull is included in price.)
- Laminate color for drawer/door fronts.
- Edge trim color for drawer/door fronts.
- Trim color for lock plug.

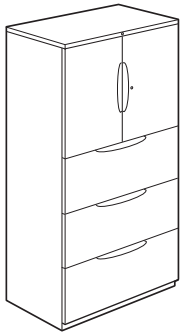
Wood Drawer/Door Fronts

- Product number, including:
 - ① Front/Lockbar Option:**
 - WW** Wood fronts/painted steel lockbar
 - RR** Wood fronts/wood lockbar, add \$104.36 list
 - ② Pull** (see side bar)
 - \$46.77 upcharge list for touch latch door(s).
- Trim color for case.
- Trim color for pull (Ellipse and Radius only).
 - Ellipse (Non-Metallic trim colors only)
 - Radius (Metallic trim colors only; upcharge for Metallic trim on pull is included in price.)
- Wood finish for drawer/door fronts.
- Trim color for lock plug.

X Series Combination Units

5H Combination Unit with Three Lateral File Drawers

Actual Depth	Actual Width	Pull	Number ① ②	Painted Trim		Laminate A Trim		Laminate B Trim		Wood Group A Trim		Wood Group B Trim	
				Trim A	Trim B	Trim A	Trim B	Trim A	Trim B	Trim A	Trim B	Trim A	Trim B
5H, 63.5"(1613mm) — 24"(610mm) High Storage, Three Laterals													
18.75" (476mm)	29.885" (759mm)	1	JCPX-0530- 1	\$3257.68	\$3545.59	\$3744.50	\$3949.64	\$3783.46	\$3988.60	\$4221.90	\$4427.04	\$4344.52	\$4549.66
		J	JCPX-0530- J	3304.45	3592.36	N/A	N/A	N/A	N/A	N/A	N/A	N/A	N/A
		2, 3	JCPX-0530-	3482.68	3770.59	3969.50	4174.64	4008.46	4213.60	4446.90	4652.04	4569.52	4774.66
		7, 8, 9	JCPX-0530-	3536.68	3824.59	4023.50	4228.64	4062.46	4267.60	4500.90	4706.04	4623.52	4828.66
		K	JCPX-0530- K	N/A	N/A	3955.04	4160.18	3994.00	4199.14	5087.52	5292.66	5210.14	5415.28
18.75" (476mm)	35.885" (911mm)	1	JCPX-0536- 1	\$3527.50	\$3853.19	\$4091.68	\$4318.42	\$4158.45	\$4385.19	\$4655.90	\$4882.64	\$4799.26	\$5026.00
		J	JCPX-0536- J	3574.27	3899.96	N/A	N/A	N/A	N/A	N/A	N/A	N/A	N/A
		2, 3	JCPX-0536-	3752.50	4078.19	4316.68	4543.42	4383.45	4610.19	4880.90	5107.64	5024.26	5251.00
		7, 8, 9	JCPX-0536-	3806.50	4132.19	4370.68	4597.42	4437.45	4664.19	4934.90	5161.64	5078.26	5305.00
		K	JCPX-0536- K	N/A	N/A	4302.22	4528.96	4368.99	4595.73	5521.52	5748.26	5664.88	5891.62
18.75" (476mm)	41.885" (1064mm)	1	JCPX-0542- 1	\$3797.32	\$4160.79	\$4438.86	\$4687.20	\$4533.44	\$4781.78	\$5089.90	\$5338.24	\$5254.00	\$5502.34
		J	JCPX-0542- J	3844.09	4207.56	N/A	N/A	N/A	N/A	N/A	N/A	N/A	N/A
		2, 3	JCPX-0542-	4022.32	4385.79	4663.86	4912.20	4758.44	5006.78	5314.90	5563.24	5479.00	5727.34
		7, 8, 9	JCPX-0542-	4076.32	4439.79	4717.86	4966.20	4812.44	5060.78	5368.90	5617.24	5533.00	5781.34
		K	JCPX-0542- K	N/A	N/A	4649.40	4897.74	4743.98	4992.32	5955.52	6203.86	6119.62	6367.96



JCPX-SS1

Features

- Includes:
 - 24"(610mm)-high storage unit with one shelf that adjust in 6"(152mm) increments
 - Three 12"(305mm)-high lateral file drawers
- Lateral file drawers include side-to-side hanging bars that accommodate letter, legal, EDP, international A4, and foolscap suspended file folders.
- Drawer/door front options include painted, laminate, or wood.
- Laminate fronts can be specified with a painted steel or laminate lockbar.
- Wood fronts can be specified with a painted steel or wood lockbar.
- Optional drawer/door pulls include Ellipse, Radius, Taper, Crescent, Linear, Classic and J-Pull.
 - Ellipse pull available in non-metallic trim colors only
 - Radius pull available in metallic trim colors only
 - Taper and J-Pull trim color matches case trim color
 - Crescent, Linear and Classic pulls are brushed nickel finish
 - J-Pull available with touch latch doors only
- Standard door or touch latch door choice is determined by pull style code.
- Touch latch doors have touch latch mechanism on the right door, controlling access to both sides.
- Drawer has full extension steel ball-bearing slides.
- Drawer interior and accessories are black finish color. Storage unit interior and shelf match case color.
- Lock centered on front edge of unit top secures all drawers. Storage unit locks separately.
- All locks have the same key number.
- Lock plugs are available in black or chrome.
- For lock options, refer to Lock Program section of the Accessories Price List.
- Glides provide 1.5"(38mm) adjustment range.

Specification Tips

- Storage unit accommodates one row of standard-height binders.
- A separately specified counterweight is recommended when unit is not ganged to another file or anchored to a fixed object.
- Additional accessories are available and can be specified separately.

To Order, Specify:

Painted Steel Drawer/Door Fronts

- Product number, including:

① Front/Lockbar Option:

SS Painted steel fronts/painted steel lockbar

② Pull (see side bar)

\$46.77 upcharge list for touch latch door(s).

- Trim color for drawer/door fronts and case.

To Order, Specify (cont'd):

- Trim color for pull (Ellipse and Radius only).
 - Ellipse (Non-Metallic trim colors only)
 - Radius (Metallic trim colors only; upcharge for Metallic trim on pull is included in price.)
- Trim color for lock plug.

Laminate Drawer/Door Fronts

- Product number, including:

① Front/Lockbar Option:

LL Laminate fronts/painted steel lockbar

TT Laminate fronts/laminate lockbar, add **\$53.99** list

② Pull (see side bar)

\$46.77 upcharge list for touch latch door(s).

- Trim color for case.
- Trim color for pull (Ellipse and Radius only).
 - Ellipse (Non-Metallic trim colors only)
 - Radius (Metallic trim colors only; upcharge for Metallic trim on pull is included in price.)
- Laminate color for drawer/door fronts.
- Edge trim color for drawer/door fronts.
- Trim color for lock plug.

Wood Drawer/Door Fronts

- Product number, including:

① Front/Lockbar Option:

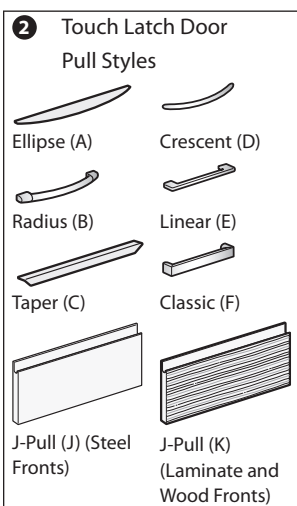
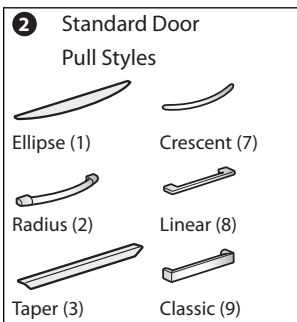
WW Wood fronts/painted steel lockbar

RR Wood fronts/wood lockbar, add **\$104.36** list

② Pull (see side bar)

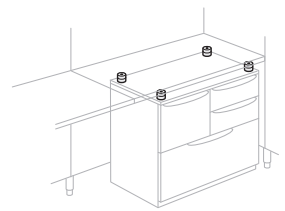
\$46.77 upcharge list for touch latch door(s).

- Trim color for case.
- Trim color for pull (Ellipse and Radius only).
 - Ellipse (Non-Metallic trim colors only)
 - Radius (Metallic trim colors only; upcharge for Metallic trim on pull is included in price.)
- Wood finish for drawer/door fronts.
- Trim color for lock plug.



X Series Combination Unit Accessories

	Height	Number	Price
Worksurface Height Adjustment Kit for Attached Combination Unit	1-2"(25-51mm)	JSHA-1	\$61.38



JSHA-1
GSA: Open Market

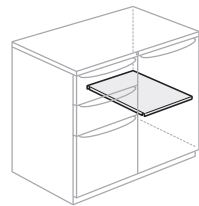
Features

- Includes eight height adjustment spacers and attachment hardware.
- Provides height adjustment for file-supported worksurfaces.
- Raises worksurfaces in 1"(25mm) increments up to 2"(51mm) above standard worksurface height.
- Standard in charcoal finish color only.

To Order, Specify:

- 1) Product number.
(No finish specification required.)

Storage Shelf



JSSA-15

Unit Width	Shelf Width	Shelf Depth	Shelf Thickness	Number	Trim A	B
30"(762mm)	13.75"(349mm)	16.5"(419mm)	0.625"(16mm)	JSSA-15	\$99.66	\$120.98

Feature

- Includes shelf and clips.

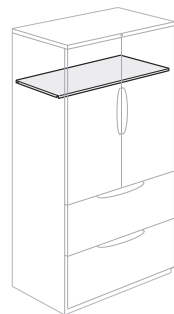
Specification Tip

- To be used with 2H combination unit with storage door only.

To Order, Specify:

- 1) Product number.
- 2) Trim color.

Storage Shelves



JSSA

30"(762mm)	28.25"(718mm)	16.5"(419mm)	0.625"(16mm)	JSSA-30	\$124.86	\$155.64
36"(914mm)	34.25"(870mm)			JSSA-36	134.92	165.70
42"(1067mm)	40.25"(1022mm)			JSSA-42	144.97	175.75

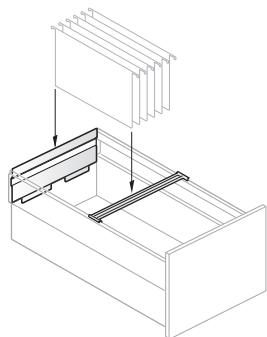
Feature

- Includes one storage shelf and clips.

To Order, Specify:

- 1) Product number.
- 2) Trim color.

Filing Kit



JCPL-12

	Number	Price
	JCPL-12	\$122.46

Features

- Includes one steel drawer back extension and one side-to-side file hanging bar.
- Black finish only.

Specification Tips

- For use in X Series Combination Units only.
- Required for filing side-to-side or legal in 12"(305mm) Combination Unit pedestal style drawers.

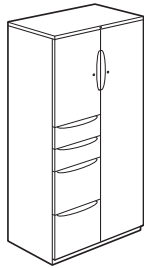
To Order, Specify:

- 1) Product number.
(No finish specification required.)

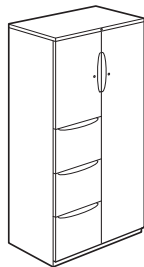
This page intentionally blank

X Series Combination Units with Valet

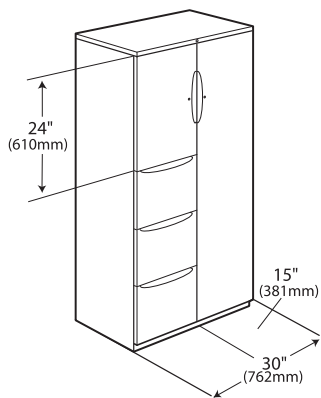
5H Combination Unit with Valet — 30" Wide



JVPN-SS1 (Right)



JVPN-SS1 (Right)



Features

- Includes:
 - 24"(610mm)-high storage unit with one shelf that adjusts in 6"(152mm) increments
 - Pedestal section with multiple box and file drawer configurations
 - Valet with coat rod
- Combination unit with box drawers includes a single pencil tray.
- Drawer/door front options include painted, laminate, or wood.
- Laminate fronts can be specified with a painted steel or laminate lockbar.
- Wood fronts can be specified with a painted steel or wood lockbar.
- Optional drawer/door pulls include Ellipse, Radius, Taper, Crescent, Linear, Classic and J-Pull.
 - Ellipse pull available in non-metallic trim colors only
 - Radius pull available in metallic trim colors only
 - Taper and J-Pull trim color matches case trim color
 - Crescent, Linear and Classic pulls are brushed nickel finish
 - J-Pull Available with touch latch doors only
- Standard door or touch latch door choice is determined by pull style code.
- Touch latch doors have touch latch mechanism on the right door, controlling access to both sides.
- Drawers have full extension steel ball-bearing slides.
- Drawer interiors and accessories are black finish color. Storage unit interior, valet interior, and shelves match case color.
- Lock centered on front edge of unit top secures all drawers; storage unit and valet each lock separately.
- All locks have the same key number.
- Lock plugs are available in black or chrome.
- For lock options, refer to Lock Program section of the Accessories Price List.
- Glides provide 1.5"(38mm) adjustment range.

Specification Tips

- Storage unit accommodates one row of standard-height binders.
- Pedestal file drawer has a half-height back. To accommodate side-to-side legal filing, or to convert to a full-height back, a legal-size filing kit must be specified separately.
- Additional accessories are available and can be specified separately.

2 Standard Door Pull Styles

Ellipse (1)	Crescent (7)
Radius (2)	Linear (8)
Taper (3)	Classic (9)

2 Touch Latch Door Pull Styles

Ellipse (A)	Crescent (D)
Radius (B)	Linear (E)
Taper (C)	Classic (F)
J-Pull (J) (Steel Fronts)	J-Pull (K) (Laminate and Wood Fronts)

To Order, Specify:

Painted Steel Drawer/Door Fronts

- Product number, including:

1 Front/Lockbar Option:

SS Painted steel fronts/painted steel lockbar

2 Pull (see side bar)

\$46.77 upcharge list for touch latch door(s).

- Trim color for drawer/door fronts and case.
- Trim color for pull (Ellipse and Radius only).
 - Ellipse (Non-Metallic trim colors only)
 - Radius (Metallic trim colors only; upcharge for Metallic trim on pull is included in price.)
- Trim color for lock plug.

Laminate Drawer/Door Fronts

- Product number, including:

1 Front/Lockbar Option:

LL Laminate fronts/painted steel lockbar

TT Laminate fronts/laminate lockbar, add **\$53.99** list

2 Pull (see side bar)

\$46.77 upcharge list for touch latch door(s).

- Trim color for case.
- Trim color for pull (Ellipse and Radius only).
 - Ellipse (Non-Metallic trim colors only)
 - Radius (Metallic trim colors only; upcharge for Metallic trim on pull is included in price.)
- Laminate color for drawer/door fronts.
- Edge trim color for drawer/door fronts.
- Trim color for lock plug.

Wood Drawer/Door Fronts

- Product number, including:

1 Front/Lockbar Option:

WW Wood fronts/painted steel lockbar

RR Wood fronts/wood lockbar, add **\$104.36** list

2 Pull (see side bar)

\$46.77 upcharge list for touch latch door(s).

- Trim color for case.
- Trim color for pull (Ellipse and Radius only).
 - Ellipse (Non-Metallic trim colors only)
 - Radius (Metallic trim colors only; upcharge for Metallic trim on pull is included in price.)
- Wood finish for drawer/door fronts.
- Trim color for lock plug.

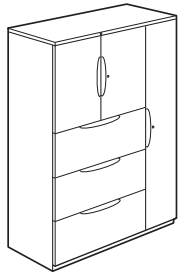
X Series Combination Units with Valet

5H Combination Unit with Valet — 30" Wide

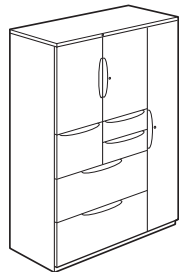
Actual Depth	Actual Width	Pull	Number ① ②	Painted Trim A	Trim B	Laminate A Trim A	Trim B	Laminate B Trim A	Trim B	Wood Group A Trim A	Trim B	Wood Group B Trim A	Trim B
5H, 63.5"(1613mm) — 24"(610mm) High Storage, File/File/File, Valet Right													
18.75" (476mm)	29.885" (759mm)	1	JVPM-0530- 1	\$5654.92	\$5942.83	\$6313.46	\$6518.60	\$6366.12	\$6571.26	\$6970.10	\$7175.24	\$7173.89	\$7379.03
		J	JVPM-0530- J	5701.69	5989.60	N/A	N/A	N/A	N/A	N/A	N/A	N/A	N/A
		2, 3	JVPM-0530-	5879.92	6167.83	6538.46	6743.60	6591.12	6796.26	7195.10	7400.24	7398.89	7604.03
		7, 8, 9	JVPM-0530-	5933.92	6221.83	6592.46	6797.60	6645.12	6850.26	7249.10	7454.24	7452.89	7658.03
		K	JVPM-0530- K	N/A	N/A	6524.00	6729.14	6576.66	6781.80	7835.72	8040.86	8039.51	8244.65
5H, 63.5"(1613mm) — 24"(610mm) High Storage, File/File/File, Valet Left													
18.75" (476mm)	29.885" (759mm)	1	JVPA-0530- 1	\$5660.31	\$5948.22	\$6318.85	\$6523.99	\$6371.51	\$6576.65	\$6975.49	\$7180.63	\$7179.28	\$7384.42
		J	JVPA-0530- J	5707.08	5994.99	N/A	N/A	N/A	N/A	N/A	N/A	N/A	N/A
		2, 3	JVPA-0530-	5885.31	6173.22	6543.85	6748.99	6596.51	6801.65	7200.49	7405.63	7404.28	7609.42
		7, 8, 9	JVPA-0530-	5939.31	6227.22	6597.85	6802.99	6650.51	6855.65	7254.49	7459.63	7458.28	7663.42
		K	JVPA-0530- K	N/A	N/A	6529.39	6734.53	6582.05	6787.19	7841.11	8046.25	8044.90	8250.04
5H, 63.5"(1613mm) — 24"(610mm) High Storage, Box/Box/File/File, Valet Right													
18.75" (476mm)	29.885" (759mm)	1	JVPM-0530- 1	\$5511.10	\$5799.01	\$6153.52	\$6358.66	\$6204.93	\$6410.07	\$6794.17	\$6999.31	\$6992.11	\$7197.25
		J	JVPM-0530- J	5557.87	5845.78	N/A	N/A	N/A	N/A	N/A	N/A	N/A	N/A
		2, 3	JVPM-0530-	5736.10	6024.01	6378.52	6583.66	6429.93	6635.07	7019.17	7224.31	7217.11	7422.25
		7, 8, 9	JVPM-0530-	5790.10	6078.01	6432.52	6637.66	6483.93	6689.07	7073.17	7278.31	7271.11	7476.25
		K	JVPM-0530- K	N/A	N/A	6364.06	6569.20	6415.47	6620.61	7004.71	7209.85	7202.65	7407.79
5H, 63.5"(1613mm) — 24"(610mm) High Storage, Box/Box/File/File, Valet Left													
18.75" (476mm)	29.885" (759mm)	1	JVPH-0530- 1	\$5764.33	\$6052.24	\$6437.96	\$6643.10	\$6491.82	\$6696.96	\$7109.66	\$7314.80	\$7317.26	\$7522.40
		J	JVPH-0530- J	5811.10	6099.01	N/A	N/A	N/A	N/A	N/A	N/A	N/A	N/A
		2, 3	JVPH-0530-	6034.33	6322.24	6707.96	6913.10	6761.82	6966.96	7379.66	7584.80	7587.26	7792.40
		7, 8, 9	JVPH-0530-	6099.13	6387.04	6772.76	6977.90	6826.62	7031.76	7444.46	7649.60	7652.06	7857.20
		K	JVPH-0530- K	N/A	N/A	6648.50	6853.64	6702.36	6907.50	7975.28	8180.42	8182.88	8388.02

X Series Combination Units with Valet

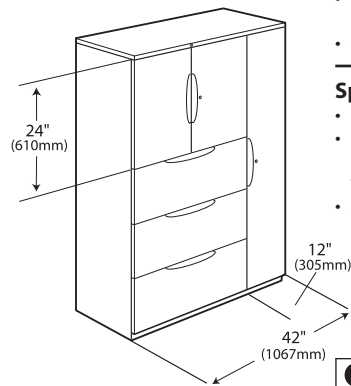
5H Combination Unit with Valet — 42" Wide



JVPW-SS1 (Right)



JPPP-SS1 (Right)









Features

- Includes:
 - 24"(610mm)-high storage unit with one shelf that adjusts in 6"(152mm) increments
 - Drawer section with multiple pedestal and lateral drawer configurations
 - Valet with coat rod
- Combination unit with box drawers includes a single pencil tray.
- Lateral file drawers include side-to-side hanging bars that accommodate letter, legal, EDP, international A4, and foolscap suspended file folders.
- Drawer/door front options include painted, laminate, or wood.
- Laminate fronts can be specified with a painted steel or laminate lockbar.
- Wood fronts can be specified with a painted steel or wood lockbar.
- Optional drawer/door pulls include Ellipse, Radius, Taper, Crescent, Linear, Classic and J-Pull.
 - Ellipse pull available in non-metallic trim colors only
 - Radius pull available in metallic trim colors only
 - Taper and J-Pull trim color matches case trim color
 - Crescent, Linear and Classic pulls are brushed nickel finish
 - J-Pull Available with touch latch doors only
- Standard door or touch latch door choice is determined by pull style code.
- Touch latch doors have touch latch mechanism on the right door, controlling access to both sides.
- Drawers have full extension steel ball-bearing slides
- Drawer interiors and accessories are black finish color; shelves, storage unit interior, and valet interior match case color.
- Lock centered on front edge of unit top secures all drawers; storage unit and valet each lock separately.
- All locks in unit have the same key number.
- Lock plugs are available in black or chrome.
- For lock options, refer to Lock Program section of the Accessories Price List.
- Glides provide 1.5"(38mm) adjustment range.







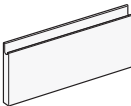
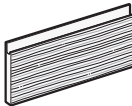
Specification Tips

- Storage unit accommodates one row of standard-height binders.
- Pedestal file drawer has a half-height back. To accommodate side-to-side legal filing, or to convert to a full-height back, a legal-size filing kit must be specified separately.
- Additional accessories are available and can be specified separately.

2 Standard Door Pull Styles

	
Ellipse (1)	Crescent (7)
	
Radius (2)	Linear (8)
	
Taper (3)	Classic (9)

2 Touch Latch Door Pull Styles

	
Ellipse (A)	Crescent (D)
	
Radius (B)	Linear (E)
	
Taper (C)	Classic (F)
	
J-Pull (J) (Steel Fronts)	J-Pull (K) (Laminate and Wood Fronts)

To Order, Specify:

Painted Steel Drawer/Door Fronts

1) Product number, including:

1 Front/Lockbar Option:

SS Painted steel fronts/painted steel lockbar

2 Pull (see side bar)

\$46.77 upcharge list for touch latch door(s).

2) Trim color for drawer/door fronts and case.

3) Trim color for pull (Ellipse and Radius only).

- Ellipse (Non-Metallic trim colors only)
- Radius (Metallic trim colors only; upcharge for Metallic trim on pull is included in price.)

4) Trim color for lock plug.

Laminate Drawer/Door Fronts

1) Product number, including:

1 Front/Lockbar Option:

LL Laminate fronts/painted steel lockbar

TT Laminate fronts/laminate lockbar, add **\$53.99** list

2 Pull (see side bar)

\$46.77 upcharge list for touch latch door(s).

2) Trim color for case.

3) Trim color for pull (Ellipse and Radius only).

- Ellipse (Non-Metallic trim colors only)
- Radius (Metallic trim colors only; upcharge for Metallic trim on pull is included in price.)

4) Laminate color for drawer/door fronts.

5) Edge trim color for drawer/door fronts.

6) Trim color for lock plug.

Wood Drawer/Door Fronts

1) Product number, including:

1 Front/Lockbar Option:

WW Wood fronts/painted steel lockbar

RR Wood fronts/wood lockbar, add **\$104.36** list

2 Pull (see side bar)

\$46.77 upcharge list for touch latch door(s).

2) Trim color for case.

3) Trim color for pull (Ellipse and Radius only).

- Ellipse (Non-Metallic trim colors only)
- Radius (Metallic trim colors only; upcharge for Metallic trim on pull is included in price.)

4) Wood finish for drawer/door fronts.

5) Trim color for lock plug.

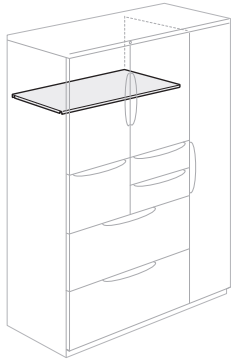
X Series Combination Units with Valet

5H Combination Unit with Valet — 42" Wide

Actual Depth	Actual Width	Pull	Number ① ②	Painted Trim A	Trim B	Laminate A Trim A	Trim B	Laminate B Trim A	Trim B	Wood Group A Trim A	Trim B	Wood Group B Trim A	Trim B
5H, 63.5"(1613mm) — 24"(610mm) High Storage, Three Laterals, Valet Right													
18.75" (476mm)	41.885" (1064mm)	1	JVPW-0542- 1	\$6098.32	\$6461.79	\$6839.88	\$7088.22	\$6899.22	\$7147.56	\$7581.43	\$7829.77	\$7804.08	\$8052.42
		J	JVPW-0542- J	6145.09	6508.56	N/A	N/A	N/A	N/A	N/A	N/A	N/A	N/A
		2, 3	JVPW-0542-	6368.32	6731.79	7109.88	7358.22	7169.22	7417.56	7851.43	8099.77	8074.08	8322.42
		7, 8, 9	JVPW-0542-	6433.12	6796.59	7174.68	7423.02	7234.02	7482.36	7916.23	8164.57	8138.88	8387.22
		K	JVPW-0542- K	N/A	N/A	7050.42	7298.76	7109.76	7358.10	8447.05	8695.39	8669.70	8918.04
5H, 63.5"(1613mm) — 24"(610mm) High Storage, Three Laterals, Valet Left													
18.75" (476mm)	41.885" (1064mm)	1	JVPD-0542- 1	\$6098.32	\$6461.79	\$6839.88	\$7088.22	\$6899.22	\$7147.56	\$7581.43	\$7829.77	\$7804.08	\$8052.42
		J	JVPD-0542- J	6145.09	6508.56	N/A	N/A	N/A	N/A	N/A	N/A	N/A	N/A
		2, 3	JVPD-0542-	6368.32	6731.79	7109.88	7358.22	7169.22	7417.56	7851.43	8099.77	8074.08	8322.42
		7, 8, 9	JVPD-0542-	6433.12	6796.59	7174.68	7423.02	7234.02	7482.36	7916.23	8164.57	8138.88	8387.22
		K	JVPD-0542- K	N/A	N/A	7050.42	7298.76	7109.76	7358.10	8447.05	8695.39	8669.70	8918.04
5H, 63.5"(1613mm) — 24"(610mm) High Storage, File/Box/Box/Two Laterals, Valet Right													
18.75" (476mm)	41.885" (1064mm)	1	JVPP-0542- 1	\$6451.17	\$6814.64	\$7319.16	\$7567.50	\$7388.59	\$7636.93	\$8187.11	\$8435.45	\$8428.66	\$8677.00
		J	JVPP-0542- J	6497.94	6861.41	N/A	N/A	N/A	N/A	N/A	N/A	N/A	N/A
		2, 3	JVPP-0542-	6811.17	7174.64	7679.16	7927.50	7748.59	7996.93	8547.11	8795.45	8788.66	9037.00
		7, 8, 9	JVPP-0542-	6897.57	7261.04	7765.56	8013.90	7834.99	8083.33	8633.51	8881.85	8875.06	9123.40
		K	JVPP-0542- K	N/A	N/A	7529.70	7778.04	7599.13	7847.47	9052.73	9301.07	9294.28	9542.62
5H, 63.5"(1613mm) — 24"(610mm) High Storage, File/Box/Box/Two Laterals, Valet Left													
18.75" (476mm)	41.885" (1064mm)	1	JVPF-0542- 1	\$6451.17	\$6814.64	\$7319.16	\$7567.50	\$7388.59	\$7636.93	\$8187.11	\$8435.45	\$8428.66	\$8677.00
		J	JVPF-0542- J	6497.94	6861.41	N/A	N/A	N/A	N/A	N/A	N/A	N/A	N/A
		2, 3	JVPF-0542-	6811.17	7174.64	7679.16	7927.50	7748.59	7996.93	8547.11	8795.45	8788.66	9037.00
		7, 8, 9	JVPF-0542-	6897.57	7261.04	7765.56	8013.90	7834.99	8083.33	8633.51	8881.85	8875.06	9123.40
		K	JVPF-0542- K	N/A	N/A	7529.70	7778.04	7599.13	7847.47	9052.73	9301.07	9294.28	9542.62

X Series Combination Units/Valet Accessories

	Shelf Width	Shelf Depth	Shelf Thickness	Number	Trim A	B
Storage Shelf	28.25"(718mm)	16.5"(419mm)	0.625"(16mm)	JSSA-30	\$124.86	\$155.64



JSSA-30

Feature

- Includes shelf and clips (combination units only).

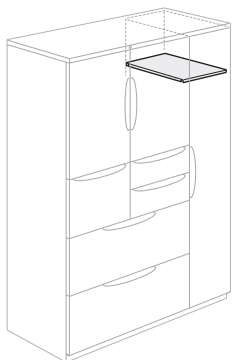
Specification Tip

- For use with 5H 42" wide combination unit with valet in 30" wide storage area.

To Order, Specify:

- 1) Product number.
- 2) Trim color.

Valet Shelf	10.75"(273mm)	16.5"(419mm)	0.625"(16mm)	JSSA-12	\$94.57	\$115.89
--------------------	---------------	--------------	--------------	---------	---------	----------



JSSA-12

Feature

- Includes shelf and clips.

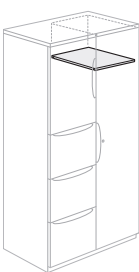
Specification Tips

- For use with 5H 42" wide combination unit with valet.
- Shelves mount under coat rod. Adjusts in 6"(152mm) increments.

To Order, Specify:

- 1) Product number.
- 2) Trim color.

Valet Shelf	13.75"(349mm)	16.5"(419mm)	0.625"(16mm)	JSSA-15	\$99.66	\$120.98
--------------------	---------------	--------------	--------------	---------	---------	----------



JSSA-15

Feature

- Includes shelf and clips.

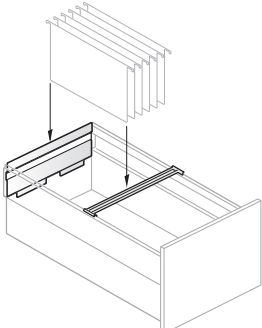
Specification Tip

- For use with 5H 42" wide combination unit with valet in valet.

To Order, Specify:

- 1) Product number.
- 2) Trim color.

Filing Kit	Number	Price
	JCPL-12	\$122.46



JCPL-12

Features

- Includes one steel drawer back extension and one side-to-side file hanging bar.
- Black finish only.

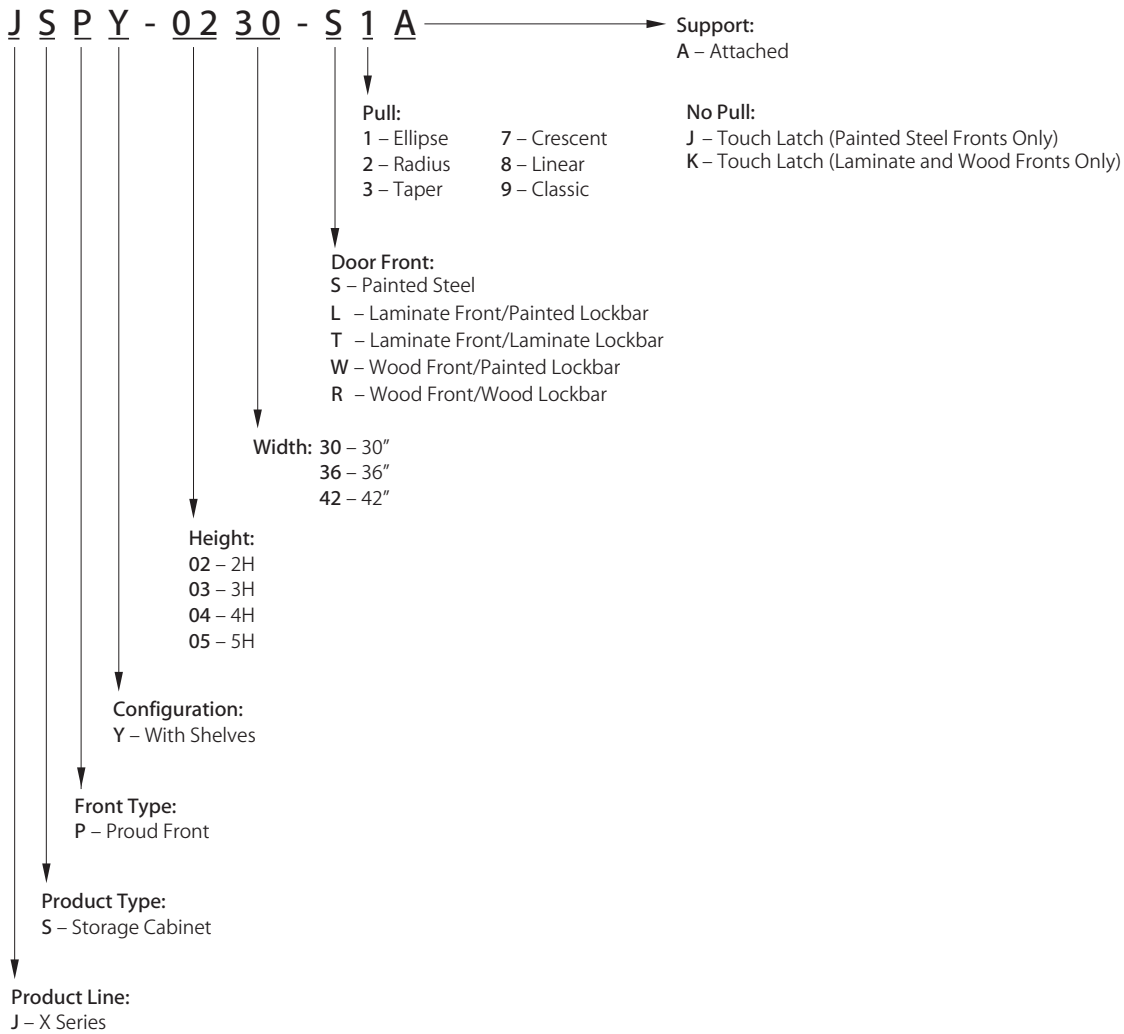
Specification Tips

- For use in X Series Combination Units only.
- Required for filing side-to-side or legal in 12"(305mm) Combination Unit pedestal style drawers.

To Order, Specify:

- 1) Product number.
(No finish specification required.)

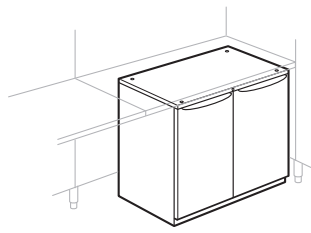
X Series Storage Cabinets – Catalog Logic



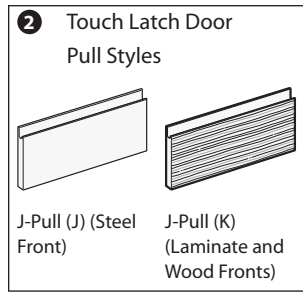
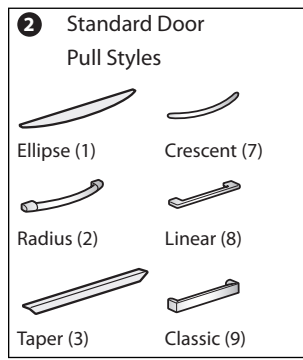
X Series Storage Cabinets — Attached

2H Storage Cabinet — Attached

Actual Depth	Actual Width	Pull	Number ① ②	Painted Trim A	Trim B	Laminate A Trim A	Trim B	Laminate B Trim A	Trim B	Wood Group A Trim A	Trim B	Wood Group B Trim A	Trim B
27.5"(699mm) High													
18.75" (476mm)	29.885" (759mm)	1	JSPY-0230- 1A	\$1570.35	\$1715.20	\$1768.55	\$1875.28	\$1799.02	\$1905.75	\$1951.49	\$2058.22	\$2008.67	\$2115.40
		J	JSPY-0230- JA	1619.90	1764.75	N/A	N/A	N/A	N/A	N/A	N/A	N/A	N/A
		2, 3	JSPY-0230- A	1665.59	1810.44	1863.79	1970.52	1894.26	2000.99	2046.73	2153.46	2103.91	2210.64
		7, 8, 9	JSPY-0230- A	1688.53	1833.38	1886.73	1993.46	1917.20	2023.93	2069.67	2176.40	2126.85	2233.58
		K	JSPY-0230- KA	N/A	N/A	1818.10	1924.83	1848.57	1955.30	2001.04	2107.77	2058.22	2164.95
18.75" (476mm)	35.885" (911mm)	1	JSPY-0236- 1A	\$1842.89	\$2006.77	\$2071.56	\$2189.70	\$2113.50	\$2231.64	\$2283.11	\$2401.25	\$2361.46	\$2479.60
		J	JSPY-0236- JA	1892.44	2056.32	N/A	N/A	N/A	N/A	N/A	N/A	N/A	N/A
		2, 3	JSPY-0236- A	1938.13	2102.01	2166.80	2284.94	2208.74	2326.88	2378.35	2496.49	2456.70	2574.84
		7, 8, 9	JSPY-0236- A	1961.07	2124.95	2189.74	2307.88	2231.68	2349.82	2401.29	2519.43	2479.64	2597.78
		K	JSPY-0236- KA	N/A	N/A	2121.11	2239.25	2163.05	2281.19	2332.66	2450.80	2411.01	2529.15
18.75" (476mm)	41.885" (1064mm)	1	JSPY-0242- 1A	\$1934.35	\$2117.26	\$2185.91	\$2315.46	\$2231.65	\$2361.20	\$2528.93	\$2658.48	\$2615.06	\$2744.61
		J	JSPY-0242- JA	1983.90	2166.81	N/A	N/A	N/A	N/A	N/A	N/A	N/A	N/A
		2, 3	JSPY-0242- A	2029.59	2212.50	2281.15	2410.70	2326.89	2456.44	2513.66	2643.21	2599.79	2729.34
		7, 8, 9	JSPY-0242- A	2052.53	2235.44	2304.09	2433.64	2349.83	2479.38	2536.60	2666.15	2622.73	2752.28
		K	JSPY-0242- KA	N/A	N/A	2235.46	2365.01	2281.20	2410.75	2467.97	2597.52	2554.10	2683.65



JSPY-S1A



Features

- Includes one shelf that adjusts in 6"(152mm) increments and attachment hardware.
- Hinged doors feature full access hinges.
- Door front options include painted, laminate, or wood.
- Laminate fronts can be specified with a painted steel or laminate lockbar.
- Wood fronts can be specified with a painted steel or wood lockbar.
- Optional door pulls include Ellipse, Radius, Taper, Crescent, Linear, Classic and J-Pull.
 - Ellipse pull available in non-metallic trim colors only
 - Radius pull available in metallic trim colors only
 - Taper and J-Pull trim color matches case trim color
 - Crescent, Linear and Classic pulls are brushed nickel finish
 - J-Pull available with touch latch doors only
- Standard door or touch latch door choice is determined by pull style code.
- Touch latch doors have touch latch mechanism on the right door, controlling access to both sides.
- Cabinet interior and shelf match case color.
- Lock is centered on front edge of cabinet top.
- Lock plug is available in black or chrome.
- For lock options, refer to Lock Program section of the Accessories Price List.
- Glides provide 1.5"(38mm) adjustment range.

Specification Tips

- Must be attached under a worksurface 20"(508mm)-deep or deeper.
- When using storage unit to support one end of a worksurface in a panel system application, secure the worksurface to the panel using a corner bracket or cantilever; specified separately.
- When attaching a panel-hung worksurface up to 2"(51mm) higher than standard mounting height, use a worksurface height adjustment kit, specified separately.
- Accommodates one row of standard-height binders.
- Additional accessories are available and can be specified separately.

To Order, Specify:

Painted Steel Door Fronts

- 1) Product number, including:
 - ① **Front/Lockbar Option:**
 - S Painted steel fronts/painted steel lockbar
 - ② **Pull** (see side bar)
- 2) Trim color for door fronts and case.

To Order, Specify (cont'd):

- 3) Trim color for pull (Ellipse and Radius only).
 - Ellipse (Non-Metallic trim colors only)
 - Radius (Metallic trim colors only; upcharge for Metallic trim on pull is included in price.)
- 4) Trim color for lock plug.

Laminate Door Fronts

- 1) Product number, including:
 - ① **Front/Lockbar Option:**
 - L Laminate fronts/painted steel lockbar
 - T Laminate fronts/laminate lockbar, add \$57.19 list
 - ② **Pull** (see side bar)
- 2) Trim color for case.
- 3) Trim color for pull (Ellipse and Radius only).
 - Ellipse (Non-Metallic trim colors only)
 - Radius (Metallic trim colors only; upcharge for Metallic trim on pull is included in price.)
- 4) Laminate color for door fronts.
- 5) Edge trim color for door fronts.
- 6) Trim color for lock plug.

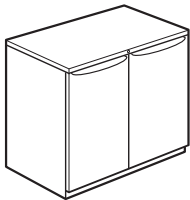
Wood Door Fronts

- 1) Product number, including:
 - ① **Front/Lockbar Option:**
 - W Wood fronts/painted steel lockbar
 - R Wood fronts/wood lockbar, add \$110.51 list
 - ② **Pull** (see side bar)
- 2) Trim color for case.
- 3) Trim color for pull (Ellipse and Radius only).
 - Ellipse (Non-Metallic trim colors only)
 - Radius (Metallic trim colors only; upcharge for Metallic trim on pull is included in price.)
- 4) Wood finish for door fronts.
- 5) Trim color for lock plug.

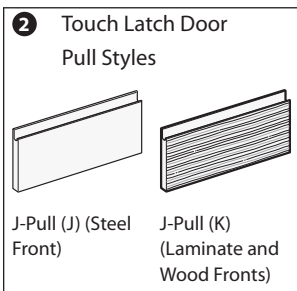
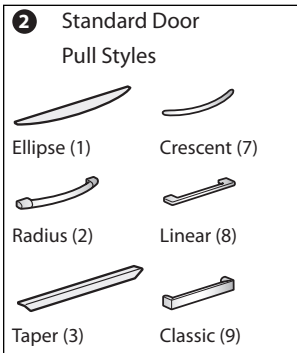
X Series Storage Cabinets

2H Storage Cabinet

Actual Depth	Actual Width	Pull	Number ① ②	Painted Trim		Laminate A Trim		Laminate B Trim		Wood Group A Trim		Wood Group B Trim	
				Trim A	Trim B	Trim A	Trim B	Trim A	Trim B	Trim A	Trim B	Trim A	Trim B
27.5"(699mm) High													
18.75" (476mm)	29.885" (759mm)	1	JSPY-0230- 1	\$1570.35	\$1715.20	\$1768.55	\$1875.28	\$1799.02	\$1905.75	\$1951.49	\$2058.22	\$2008.67	\$2115.40
		J	JSPY-0230- J	1619.90	1764.75	N/A	N/A	N/A	N/A	N/A	N/A	N/A	N/A
		2, 3	JSPY-0230- 2, 3	1665.59	1810.44	1863.79	1970.52	1894.26	2000.99	2046.73	2153.46	2103.91	2210.64
		7, 8, 9	JSPY-0230- 7, 8, 9	1688.53	1833.38	1886.73	1993.46	1917.20	2023.93	2069.67	2176.40	2126.85	2233.58
		K	JSPY-0230- K	N/A	N/A	1818.10	1924.83	1848.57	1955.30	2001.04	2107.77	2058.22	2164.95
18.75" (476mm)	35.885" (911mm)	1	JSPY-0236- 1	\$1842.89	\$2006.77	\$2071.56	\$2189.70	\$2113.50	\$2231.64	\$2283.11	\$2401.25	\$2361.46	\$2479.60
		J	JSPY-0236- J	1892.44	2056.32	N/A	N/A	N/A	N/A	N/A	N/A	N/A	N/A
		2, 3	JSPY-0236- 2, 3	1938.13	2102.01	2166.80	2284.94	2208.74	2326.88	2378.35	2496.49	2456.70	2574.84
		7, 8, 9	JSPY-0236- 7, 8, 9	1961.07	2124.95	2189.74	2307.88	2231.68	2349.82	2401.29	2519.43	2479.64	2597.78
		K	JSPY-0236- K	N/A	N/A	2121.11	2239.25	2163.05	2281.19	2332.66	2450.80	2411.01	2529.15
18.75" (476mm)	41.885" (1064mm)	1	JSPY-0242- 1	\$1934.35	\$2117.26	\$2185.91	\$2315.46	\$2231.65	\$2361.20	\$2528.93	\$2658.48	\$2615.06	\$2744.61
		J	JSPY-0242- J	1983.90	2166.81	N/A	N/A	N/A	N/A	N/A	N/A	N/A	N/A
		2, 3	JSPY-0242- 2, 3	2029.59	2212.50	2281.15	2410.70	2326.89	2456.44	2513.66	2643.21	2599.79	2729.34
		7, 8, 9	JSPY-0242- 7, 8, 9	2052.53	2235.44	2304.09	2433.64	2349.83	2479.38	2536.60	2666.15	2622.73	2752.28
		K	JSPY-0242- K	N/A	N/A	2235.46	2365.01	2281.20	2410.75	2467.97	2597.52	2554.10	2683.65



JSPY-S1



Features

- Includes one shelf that adjusts in 6"(152mm) increments.
- Hinged doors feature full access hinges.
- Door front options include painted, laminate, or wood.
- Laminate fronts can be specified with a painted steel or laminate lockbar.
- Wood fronts can be specified with a painted steel or wood lockbar.
- Optional door pulls include Ellipse, Radius, Taper, Crescent, Linear, Classic and J-Pull.
 - Ellipse pull available in non-metallic trim colors only
 - Radius pull available in metallic trim colors only
 - Taper and J-Pull trim color matches case trim color
 - Crescent, Linear and Classic pulls are brushed nickel finish
 - J-Pull available with touch latch doors only
- Standard door or touch latch door choice is determined by pull style code.
- Touch latch doors have touch latch mechanism on the right door, controlling access to both sides.
- Cabinet interior and shelf match case color.
- Lock is centered on front edge of cabinet top.
- Lock plug is available in black or chrome.
- For lock options, refer to Lock Program section of the Accessories Price List.
- Glides provide 1.5"(38mm) adjustment range.

Specification Tips

- Accommodates one row of standard-height binders.
- Additional accessories are available and can be specified separately.
- A shelf insert liner is available in eParts that provides shelf adjustment flexibility to 2.5"(64mm) part#: 8514-1825.

To Order, Specify:

Painted Steel Door Fronts

- 1) Product number, including:

① Front/Lockbar Option:

- S** Painted steel fronts/painted steel lockbar

② Pull (see side bar)

- 2) Trim color for door fronts and case.
- 3) Trim color for pull (Ellipse and Radius only).
 - Ellipse (Non-Metallic trim colors only)
 - Radius (Metallic trim colors only; upcharge for Metallic trim on pull is included in price.)

- 4) Trim color for lock plug.

To Order, Specify (cont'd):

Laminate Door Fronts

- 1) Product number, including:

① Front/Lockbar Option:

- L** Laminate fronts/painted steel lockbar
- T** Laminate fronts/laminate lockbar, add \$57.19 list

② Pull (see side bar)

- 2) Trim color for case.
- 3) Trim color for pull (Ellipse and Radius only).
 - Ellipse (Non-Metallic trim colors only)
 - Radius (Metallic trim colors only; upcharge for Metallic trim on pull is included in price.)
- 4) Laminate color for door fronts.
- 5) Edge trim color for door fronts.
- 6) Trim color for lock plug.

Wood Door Fronts

- 1) Product number, including:

① Front/Lockbar Option:

- W** Wood fronts/painted steel lockbar
- R** Wood fronts/wood lockbar, add \$110.51 list


② Pull (see side bar)

- 2) Trim color for case.
- 3) Trim color for pull (Ellipse and Radius only).
 - Ellipse (Non-Metallic trim colors only)
 - Radius (Metallic trim colors only; upcharge for Metallic trim on pull is included in price.)
- 4) Wood finish for door fronts.
- 5) Trim color for lock plug.

X Series Storage Cabinets

3H and 4H Storage Cabinets

	Actual Height	Actual Depth	Actual Width	Pull	Number ① ②	Painted Trim A	Trim B
3H Storage Cabinet	39.5"(1003mm)	18.75"(476mm)	29.885"(759mm)	1, J	JSPY-0330- <input type="checkbox"/> <input type="checkbox"/>	\$1759.04	\$1957.24
				2, 3	JSPY-0330- <input type="checkbox"/> <input type="checkbox"/>	1854.28	2052.48
				7, 8, 9	JSPY-0330- <input type="checkbox"/> <input type="checkbox"/>	1877.22	2075.42
	39.5"(1003mm)	18.75"(476mm)	35.885"(911mm)	1, J	JSPY-0336- <input type="checkbox"/> <input type="checkbox"/>	\$1856.22	\$2081.11
				2, 3	JSPY-0336- <input type="checkbox"/> <input type="checkbox"/>	1951.46	2176.35
				7, 8, 9	JSPY-0336- <input type="checkbox"/> <input type="checkbox"/>	1974.40	2199.29
	39.5"(1003mm)	18.75"(476mm)	41.885"(1064mm)	1, J	JSPY-0342- <input type="checkbox"/> <input type="checkbox"/>	\$2027.76	\$2279.34
				2, 3	JSPY-0342- <input type="checkbox"/> <input type="checkbox"/>	2123.00	2374.58
				7, 8, 9	JSPY-0342- <input type="checkbox"/> <input type="checkbox"/>	2145.94	2397.52



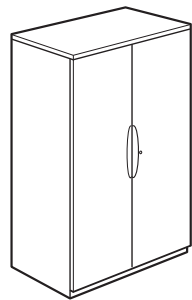
JSPY-S1

Features

- Includes two shelves that adjust in 6"(152mm) increments.
- A shelf insert liner is available in eParts that provides shelf adjustment flexibility to 2.5"(64mm) part#: 8514-1826.

4H Storage Cabinet	51.5"(1308mm)	18.75"(476mm)	29.885"(759mm)	1, J	JSPY-0430- <input type="checkbox"/> <input type="checkbox"/>	\$1926.71	\$2178.27
				2, 3	JSPY-0430- <input type="checkbox"/> <input type="checkbox"/>	2021.95	2273.51
				7, 8, 9	JSPY-0430- <input type="checkbox"/> <input type="checkbox"/>	2044.89	2296.45
	51.5"(1308mm)	18.75"(476mm)	35.885"(911mm)	1, J	JSPY-0436- <input type="checkbox"/> <input type="checkbox"/>	\$2077.26	\$2361.23
				2, 3	JSPY-0436- <input type="checkbox"/> <input type="checkbox"/>	2172.50	2456.47
				7, 8, 9	JSPY-0436- <input type="checkbox"/> <input type="checkbox"/>	2195.44	2479.41
	51.5"(1308mm)	18.75"(476mm)	41.885"(1064mm)	1, J	JSPY-0442- <input type="checkbox"/> <input type="checkbox"/>	\$2317.37	\$2633.75
				2, 3	JSPY-0442- <input type="checkbox"/> <input type="checkbox"/>	2412.61	2728.99
				7, 8, 9	JSPY-0442- <input type="checkbox"/> <input type="checkbox"/>	2435.55	2751.93

4H Storage Cabinet



JSPY-S1

Feature

- Includes three shelves that adjust in 6"(152mm) increments.

Common Features

- Hinged doors feature full access hinges.
- Optional door pulls include Ellipse, Radius, Taper, Crescent, Linear, Classic, and No Pull (touch latch).
 - Ellipse pull available in non-metallic trim colors only
 - Radius pull available in metallic trim colors only
 - Taper trim color matches case trim color
 - Crescent, Linear and Classic pulls are brushed nickel finish
- Touch latch doors have touch latch mechanism on the right door, controlling access to both sides.
- Cabinet interior and shelves match case color.
- Lock is located next to pull on right-hand door.
- Lock plug is available in black or chrome.
- For lock options, refer to Lock Program section of the Accessories Price List.
- Glides provide 1.5"(38mm) adjustment range.

Specification Tips

- 3H cabinet accommodates two rows of standard-height binders; 4H cabinet accommodates three rows of standard-height binders.
- Additional accessories are available and can be specified separately.
- A shelf insert liner is available in eParts that provides shelf adjustment flexibility to 2.5"(64mm) part#: 8514-1827.

To Order, Specify:

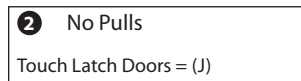
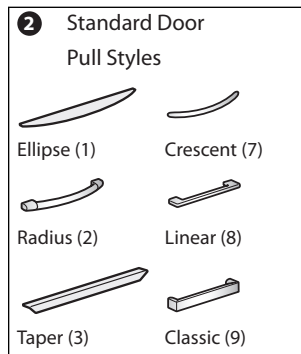
- 1) Product number, including:

① Door Front Option:

- Painted Steel

② Pull (see side bar)

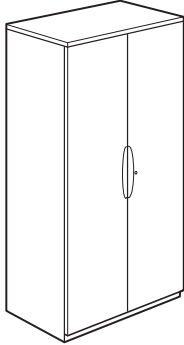
- **\$49.55** upcharge list for touch latch doors.
- 2) Trim color for door fronts and case.
- 3) Trim color for pull (Ellipse and Radius only).
 - Ellipse (Non-Metallic trim colors only)
 - Radius (Metallic trim colors only; upcharge for Metallic trim on pull is included in price.)
- 4) Trim color for lock plug.



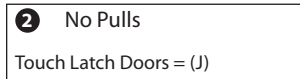
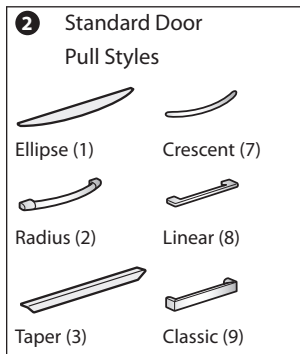
X Series Storage Cabinets

5H Storage Cabinet

5H Storage Cabinet



JSPY-51



Actual Height	Actual Depth	Actual Width	Pull	Number ① ②	Painted Trim A	Trim B
63.5" (1613mm)	18.75" (476mm)	29.885" (759mm)	1, J	JSPY-0530- [] []	\$2124.96	\$2429.87
			2, 3	JSPY-0530- [] []	2220.20	2525.11
			7, 8, 9	JSPY-0530- [] []	2243.14	2548.05
63.5" (1613mm)	18.75" (476mm)	35.885" (911mm)	1, J	JSPY-0536- [] []	\$2304.10	\$2649.03
			2, 3	JSPY-0536- [] []	2399.34	2744.27
			7, 8, 9	JSPY-0536- [] []	2422.28	2767.21
63.5" (1613mm)	18.75" (476mm)	41.885" (1064mm)	1, J	JSPY-0542- [] []	\$2561.39	\$2946.34
			2, 3	JSPY-0542- [] []	2656.63	3041.58
			7, 8, 9	JSPY-0542- [] []	2679.57	3064.52

Features

- Includes four shelves that adjust in 6"(152mm) increments.
- Hinged doors feature full access hinges.
- Optional door pulls include Ellipse, Radius, Taper, Crescent, Linear, Classic, and No Pull (touch latch).
 - Ellipse pull available in non-metallic trim colors only
 - Radius pull available in metallic trim colors only
 - Taper trim color matches case trim color
 - Crescent, Linear and Classic pulls are brushed nickel finish
- Touch latch doors have touch latch mechanism on the right door, controlling access to both sides.
- Cabinet interior and shelves match case color.
- Lock is located next to pull on right-hand door.
- Lock plug is available in black or chrome.
- For lock options, refer to Lock Program section of the Accessories Price List.
- Glides provide 1.5"(38mm) adjustment range.

Specification Tips

- Accommodates four rows of standard height binders when part number 8514-1828 is ordered and installed. Additional shelf panel insert allows for maximum adjustability.
- Additional accessories are available and can be specified separately.
- A shelf insert liner is available in eParts that provides shelf adjustment flexibility to 2.5"(64mm) part#: 8514-1828.

To Order, Specify:

1) Product number, including:

① Door Front Option:

S Painted steel

② Pull (see side bar)

\$49.55 upcharge list for touch latch doors.

2) Trim color for door fronts and case.

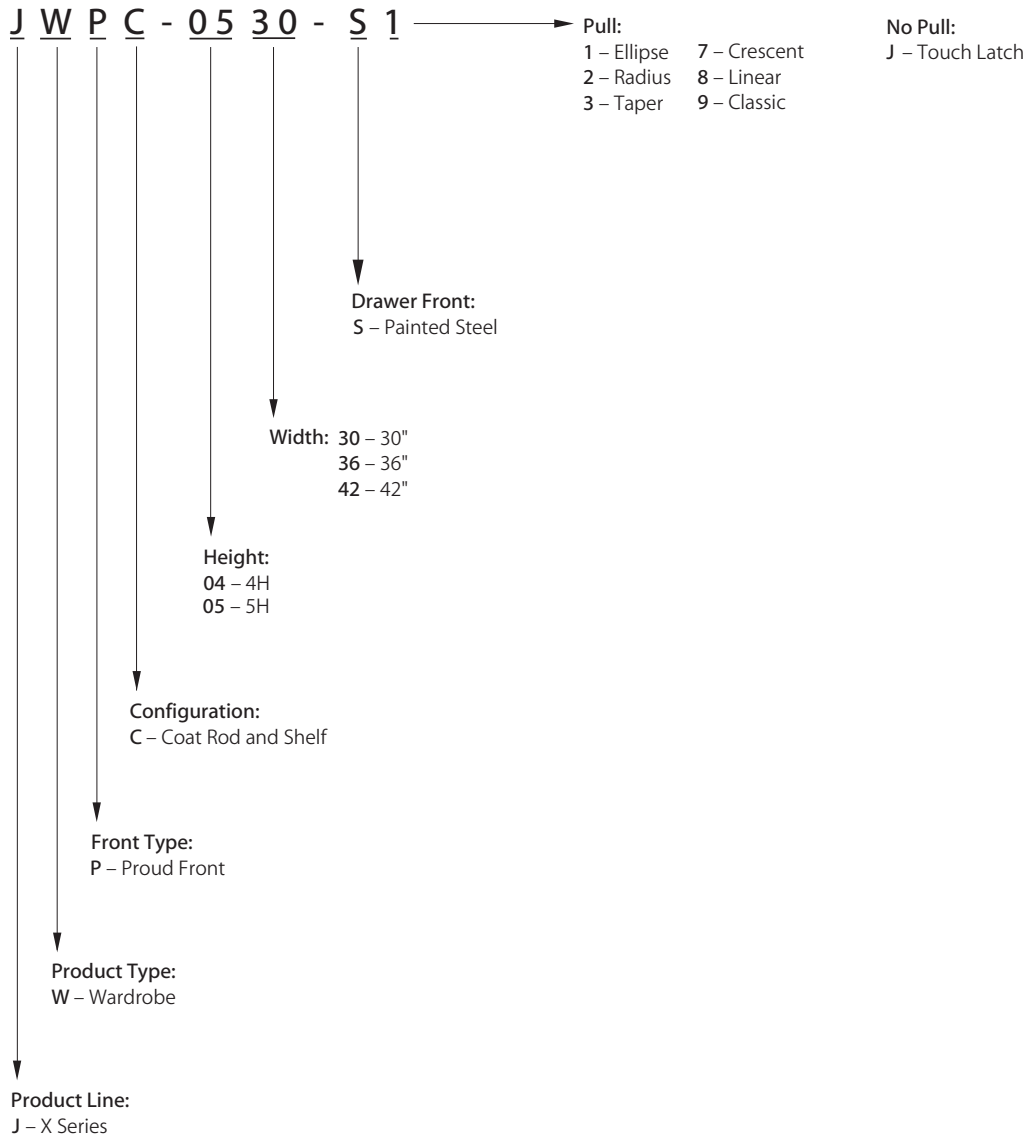
3) Trim color for pull (Ellipse and Radius only).

- Ellipse (Non-Metallic trim colors only)
- Radius (Metallic trim colors only; upcharge for Metallic trim on pull is included in price.)

4) Trim color for lock plug.

This page intentionally blank

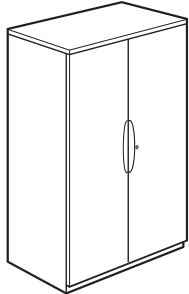
X Series Wardrobes – Catalog Logic



X Series Wardrobes

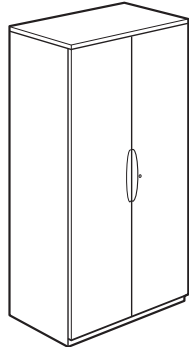
4H and 5H Wardrobes

	Actual Height	Actual Depth	Actual Width	Pull	Number ① ②	Trim A	B
4H Wardrobe	51.5"(1308mm)	18.75"(476mm)	29.885"(759mm)	1, J	JWPC-0430- [] []	\$1980.45	\$2232.01
				2, 3	JWPC-0430- [] []	2075.69	2327.25
				7, 8, 9	JWPC-0430- [] []	2098.63	2350.19
	51.5"(1308mm)	18.75"(476mm)	35.885"(911mm)	1, J	JWPC-0436- [] []	\$2131.00	\$2414.97
				2, 3	JWPC-0436- [] []	2226.24	2510.21
				7, 8, 9	JWPC-0436- [] []	2249.18	2533.15
	51.5"(1308mm)	18.75"(476mm)	41.885"(1064mm)	1, J	JWPC-0442- [] []	\$2371.11	\$2687.49
				2, 3	JWPC-0442- [] []	2466.35	2782.73
				7, 8, 9	JWPC-0442- [] []	2489.29	2805.67









JWPC-S1

5H Wardrobe	63.5"(1613mm)	18.75"(476mm)	29.885"(759mm)	1, J	JWPC-0530- [] []	\$2081.06	\$2385.97
				2, 3	JWPC-0530- [] []	2176.30	2481.21
				7, 8, 9	JWPC-0530- [] []	2199.24	2504.15
	63.5"(1613mm)	18.75"(476mm)	35.885"(911mm)	1, J	JWPC-0536- [] []	\$2260.20	\$2605.13
				2, 3	JWPC-0536- [] []	2355.44	2700.37
				7, 8, 9	JWPC-0536- [] []	2378.38	2723.31
	63.5"(1613mm)	18.75"(476mm)	41.885"(1064mm)	1, J	JWPC-0542- [] []	\$2517.49	\$2902.44
				2, 3	JWPC-0542- [] []	2612.73	2997.68
				7, 8, 9	JWPC-0542- [] []	2635.67	3020.62



JWPC-S1

② Standard Door Pull Styles

	
Ellipse (1)	Crescent (7)
	
Radius (2)	Linear (8)
	
Taper (3)	Classic (9)

② No Pulls

Touch Latch Doors = (J)

Common Features

- Includes coat rod and one shelf that adjusts in 6"(152mm) increments.
- Coat rod is located 3"(76mm) from top.
- Hinged doors feature full access hinges.
- Optional door pulls include Ellipse, Radius, Taper, Crescent, Linear, Classic, and No Pull (touch latch).
 - Ellipse pull available in non-metallic trim colors only
 - Radius pull available in metallic trim colors only
 - Taper trim color matches case trim color
 - Crescent, Linear and Classic pulls are brushed nickel finish
- Touch latch doors have touch latch mechanism on the right door, controlling access to both sides.
- Cabinet interior and shelves match case color.
- Lock is located next to pull on right-hand door.
- Lock plug is available in black or chrome.
- For lock options, refer to Lock Program section of the Accessories Price List.
- Glides provide 1.5"(38mm) adjustment range.

Specification Tip

- Additional accessories are available and can be specified separately.

To Order, Specify:

1) Product number, including:

① Door Front Option:

S Painted Steel

② Pull (see side bar)

\$49.55 upcharge list for touch latch doors.

2) Trim color for door fronts and case.

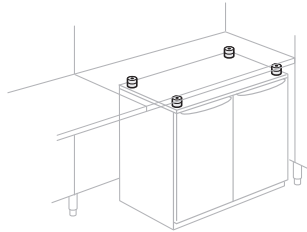
3) Trim color for pull (Ellipse and Radius only).

- Ellipse (Non-Metallic trim colors only)
- Radius (Metallic trim colors only; upcharge for Metallic trim on pull is included in price.)

4) Trim color for lock plug.

X Series Storage Cabinet/Wardrobe Accessories

	Height	Number	Price
Worksurface Height Adjustment Kit for Attached Storage Cabinet	1-2"(25-51mm)	JSHA-1	\$61.38



JSHA-1
GSA: Open Market

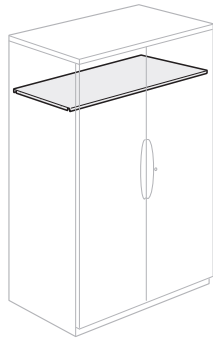
Features

- Includes eight height adjustment spacers and attachment hardware.
- Provides height adjustment for storage-supported panel-hung worksurface.
- Raises worksurfaces in 1"(25mm) increments up to 2"(51mm) above standard worksurface height.
- Standard in charcoal finish color only.
- Acrylic top has specific cleaning requirements. Please follow cleaning guidelines found in the Haworth's Care and Maintenance Standards.

To Order, Specify:

- 1) Product number.
(No finish specification required.)

Storage Cabinet/Wardrobe Shelf



JSSA

Shelf Width	Shelf Depth	Shelf Thickness	Number	Trim	
				A	B
28.25"(718mm)	16.5"(419mm)	0.625"(16mm)	JSSA-30	\$124.86	\$155.64
34.25"(870mm)			JSSA-36	134.92	165.70
40.25"(1022mm)			JSSA-42	144.97	175.75

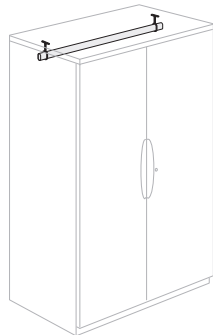
Feature

- Includes shelf and clips.

To Order, Specify:

- 1) Product number.
- 2) Trim color.

Storage Cabinet Coat Rod



JSCA

	Number	Price
	JSCA-30	\$139.79
	JSCA-36	157.26
	JSCA-42	174.73

Features

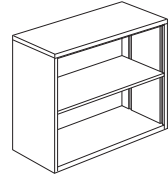
- Includes coat rod and attachment hardware.
- Standard in black finish color only.
- Use to convert storage cabinet to wardrobe.
- Coat rod attaches to underside of inner top.
- Additional shelves can be added separately.

To Order, Specify:

- 1) Product number.
(No finish specification required.)

X Series Bookcases

	Actual Height	Actual Depth	Actual Width	Number	Trim A	B
2H Bookcase	27.5"(699mm)	14"(356mm)	29.885"(759mm)	JBCS-0230	\$1170.84	\$1289.97
			35.885"(911mm)	JBCS-0236	1294.09	1429.61
			41.885"(1064mm)	JBCS-0242	1417.34	1569.25



JBCS-0230
JBCS-0236
JBCS-0242

Features

- Includes one shelf that adjusts in 1.75"(44mm) increments.
- Interior and shelf match case color.
- Glides provide 0.625"(16mm) adjustment range.

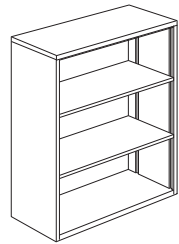
To Order, Specify:

- 1) Product number.
- 2) Trim color for case and shelves.

Specification Tip

- Accommodates two rows of standard-height binders.

3H Bookcase	39.5"(1003mm)	14"(356mm)	29.885"(759mm)	JBCS-0330	\$1242.73	\$1417.33
			35.885"(911mm)	JBCS-0336	1372.15	1571.43
			41.885"(1064mm)	JBCS-0342	1501.57	1725.53



JBCS-0330
JBCS-0336
JBCS-0342

Features

- Includes two shelves that adjust in 1.75"(44mm) increments.
- Interior and shelf match case color.
- Glides provide 0.625"(16mm) adjustment range.

To Order, Specify:

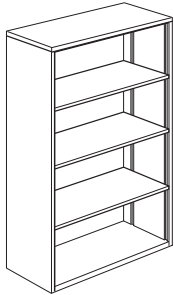
- 1) Product number.
- 2) Trim color for case and shelves.

Specification Tip

- Accommodates three rows of standard-height binders.

X Series Bookcases

	Actual Height	Actual Depth	Actual Width	Number	Trim A	B
4H Bookcase	51.5"(1308mm)	14"(356mm)	29.885"(759mm)	JBCS-0430	\$1400.90	\$1630.96
			35.885"(911mm)	JBCS-0436	1557.01	1819.94
			41.885"(1064mm)	JBCS-0442	1713.12	2008.92



JBCS-0430
JBCS-0436
JBCS-0442

Features

- Includes three shelves that adjust in 1.75"(44mm) increments.
- Interior and shelf match case color.
- Glides provide 0.625"(16mm) adjustment range.

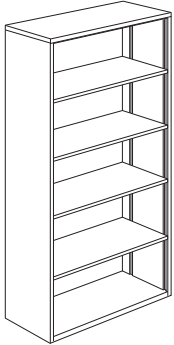
To Order, Specify:

- 1) Product number.
- 2) Trim color for case and shelves.

Specification Tip

- Accommodates four rows of standard-height binders.

5H Bookcase	63.5"(1613mm)	14"(356mm)	29.885"(759mm)	JBCS-0530	\$1591.91	\$1875.38
			35.885"(911mm)	JBCS-0536	1768.55	2089.55
			41.885"(1064mm)	JBCS-0542	1945.19	2303.72



JBCS-0530
JBCS-0536
JBCS-0542

Features

- Includes four shelves that adjust in 1.75"(44mm) increments.
- Interior and shelf match case color.
- Glides provide 0.625"(16mm) adjustment range.

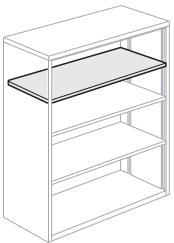
To Order, Specify:

- 1) Product number.
- 2) Trim color for case and shelves.

Specification Tip

- Accommodates five rows of standard-height binders.

	Unit Width	Shelf Depth	Shelf Thickness	Number	Trim A	B
Bookcase Shelf	29.885"(759mm)	13.25"(337mm)	0.625"(16mm)	JBSA-30	\$107.69	\$128.84
				JBSA-36	116.15	141.52
				JBSA-42	124.61	154.20



JBSA

Features

- Includes shelf and clips.
- Shelf clearance is 11.875"(302mm).

To Order, Specify:

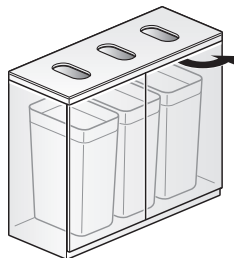
- 1) Product number.
- 2) Trim color.

Specification Tip

- Bookcase shelf to be used in X Series bookcase only.

Recycling Solutions

Height	Depth	Width	Number	Painted A	B
39.5"(1003mm)	18.75"(476mm)	48"(1219mm)	JRPY-3948-SJAN	\$6048.46	\$6380.93



JRPY-3948

Class FM – SIN 33721,
Discount Group XII

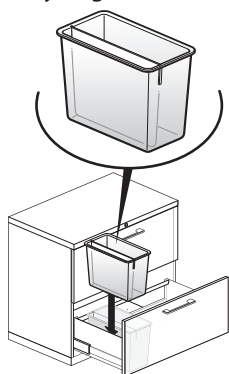
Features

- Includes:
 - Painted steel cabinet and top with three 11"(279mm) x 6"(152mm) openings.
 - Non-locking hinged doors
 - Clear acrylic overlay for top
 - 3 removable Rubbermaid recycle bins
- Acrylic top has specific cleaning requirements. Please follow cleaning guidelines found in Haworth's Care and Maintenance Standards.

To Order, Specify:

- Product number.
- Trim color.

Recycling/Trash Bin



KURB

Class YA – SIN 33721,
Discount Group XIII

Nominal Height	Nominal Depth	Nominal Width	Number	Price
9"(229mm)	12.5"(318mm)	6.5"(165mm)	KURB-0912	\$304.73

Features

- Includes one plastic bin with removable plastic divider.
- Can be used with Recycle Bin Carriage for Reside or suspended from hanging rails in X Series, V Series, A Series, Beside, Compose and Masters Series pedestals and lateral filing drawers.
- Recycling/Trash Bin can be easily removed from carriage or drawer body to dispose of waste contents.
- Not designed to be freestanding.
- Available in Snow only.
- The removable divider subdivides the space into nominal 4.25"(108mm) and 1.5"(38mm) sections.

To Order, Specify:

- Product number.
(No finish specification required.)

Specification Tip

- Cannot accommodate hanging files.

Finish/Color Legend

Wood Finishes		Laminate		Edgeband		Trim	
Grade A		Grade A		Solid Color		Grade A	
<u>Double Cut</u>		<u>Solid Color</u>		<u>Solid Color</u>		<u>Smooth</u>	
2P-RL	Applegate	H-34	Beige	HP-34	Beige	TR-R	Beige
WE-RD	Dune	H-AK	Chalk	HP-AK	Chalk	TR-AK	Chalk
WJ-RE	Ebony	H-8J	Charcoal	HP-8J	Charcoal	TR-K	Charcoal
2N-RL	Echo	H-3J	Graphite	HP-3J	Graphite	TR-C1	Cocoa
W3-HR	Harbor	H-62	Gray Tone	HP-62	Gray Tone	TR-J	Graphite
LQ-RH	Hazel Walnut	H-WL	Linen	HP-WL	Linen	TR-G	Gray Tone
WE-RT	Melba	H-3P	Platinum	HP-3P	Platinum	TR-AA	Putty
W4-PB	Pebble	H-AA	Putty	HP-AA	Putty	TR-E	Smoke
CQ-WG	Walnut Grove	H-3E	Smoke	HP-3E	Smoke	TR-PLS	Smooth Plaster
						TR-FM	Snow
Grade B		<u>Patterned</u>		<u>Patterned Edgeband</u>		<u>Textured</u>	
<u>Anegre Quarter Cut</u>		H-P1	Linen Casual	HP-P1	Linen Casual	TR-TG	Grout
NP-W15 Espresso		H-P2	Linen Classic	HP-P2	Linen Classic	TR-TF	Pitch
<u>Cherry</u>		H-P3	Linen Crisp	HP-P3	Linen Crisp	TR-TW	Plaster
VC-CA1	Amber	H-P4	Linen Flax	HP-P4	Linen Flax		
VC-W23	American	<u>Wood</u>		<u>Wood Grain</u>		Grade B	
VC-W33	Caramel	H-AE	Maple	HP-KA	Brazilwood	<u>Smooth</u>	
VC-W30	Heritage	Grade B		HP-KG	Columbian Walnut	TR-1C	Accent Blue
VC-W32	Pacific	<u>Premium Wood Grain</u>		HP-KP	Field Elm	TR-1G	Blue Jay
<u>Cherry Quarter Cut</u>		H-KA	Brazilwood	HP-KM	Grey Elm	TR-1R	Brownstone
NX-U Medium		H-KG	Columbian Walnut	HP-KN	Landmark Wood	TR-1N	Night
<u>Maple</u>		H-KP	Field Elm	HP-AE	Maple	TR-1Q	Park
VP-LM	Light	H-KN	Grey Elm	HP-KL	Neo Walnut	TR-RR	Rusty Red
VP-N	Natural	H-KM	Landmark Wood	HP-KC	New Age Oak	TR-1M	Sable
<u>Maple Quarter Cut</u>		H-KL	Neo Walnut	HP-KR	Phantom Ecru	TR-1J	Sky Blue
NM-N Natural		H-KC	New Age Oak	HP-KS	Phantom Pearl	<u>Smooth Metallic</u>	
<u>Rift Cut White Oak</u>		H-KR	Phantom Ecru	HP-KD	River Cherry	TR-MC	Metallic Champagne
NR-W15	Espresso	H-KS	Phantom Pearl	HP-KE	Sanara	TR-MG	Metallic Gunmetal
NR-W37	Fawn	H-KD	River Cherry	HP-KF	Williamsburg Cherry	TR-LE	Metallic Silver
NR-W40	Mocha	H-KE	Sanara	<u>Ply-Edge</u>		<u>Textured Metallic</u>	
NR-W38	Tuxedo	H-KF	Williamsburg Cherry	HP-PW	Ply-Edge	TR-HE	Hellenic
<u>Walnut</u>		Grade E		<u>Premium</u>		Lock Plugs	
VR-W15	Espresso	H-C1	Hay	HP-C1	Hay	LR-BL	Black
VR-W21	Mahogany Satin	H-C2	Drift	HP-C2	Drift	LR-BP	Chrome
VR-W31	Retro	H-C3	Pecan	HP-C3	Pecan		
<u>Walnut Quarter Cut</u>		H-C4	Molasses	HP-C4	Molasses		
NW-W35	Clear	H-C5	Mineral	HP-C5	Mineral		
NW-W15	Espresso	H-C6	Hatch	HP-C6	Hatch		
NW-W31	Retro	H-C7	Tanned	HP-C7	Tanned		
NW-W41	Verdant						

ALERT: These materials are current, however they are being considered for future obsolescence due to low volume.

Wood:

WL-RL	Beachwood
VJ-W42	Brindle
2R-RL	Butternut
NP-W08	Golden
NP-W07	Light
VJ-W05	Natural
VR-W12	Naturally Walnut
VP-AD	Sand
WC-RW	Wenge

Laminate:

H-AM	Amber Cherry
H-AD	Medium Cherry

Edgeband:

HP-AM	Cherry
HP-AD	Medium Cherry

Trims:

TR-1E	Accent Orange
TR-1F	Accent Red
TR-AR	Argent
TR-CTS	Chartreuse
TR-DM	Dark Bronze Metallic
TR-1H	Terra
TR-1K	Wren

Forest Stewardship Council®

(FSC®) Statement: In our continuing support of sustainable forestry and responsible purchasing, Haworth North America is offering FSC certified wood products at no up-charge. By providing FSC certified material, Haworth is supporting our client's green building goals and demonstrating our collective commitment to source materials more sustainably.

Haworth will provide to you the necessary FSC-certified paperwork with your shipment. For more information, FAQs, and a complete FSC product list (including product exceptions), go to the Library and search FSC.

Haworth FSC Trademark License
#FSC-C002821

Fabrics/Color Legend

Vertical Fabrics

Grade A

Chevron (6X)
Etch (35)
Highlands (L6)
Striae (C1)
Tailored (PY)
Tellure (3A)

Grade B

Camp (33)
Classic (L5)
Fields (34)
Hue (6)
Peca (32)
Ritz (PV)
Shimmer (WS)

Grade C

Sisal (SW)
Thorman (45)

Seating Fabrics

Grade A

Blanket (4H)
Morse (4J)
Pixel (2A)
Tellure (3A)
Wellington Faux Leather (XJ)

Grade B

Diagonale (4N)
Element (4Z)
Floyd by Kvadrat (S6)
Kaleidoscope (S4)
Pemberton (SN)
Ramie (4V)
Reflect by Kvadrat (S8)
Squares (RA)
Tech (MV)

Grade C

Dots (6K)
Oceanic (4T)

Grade D

Atlas by Kvadrat (LW)
Big Arrow (4D)
Big Diagonale (1K)
Clara 2 by Kvadrat (NV)
Cotswold (JB)
Main Line Flax (6M)
Melange Nap by Kvadrat (S7)
Recheck by Kvadrat (RP)

Grade E

Brisa Faux Leather (XG)
Steelcut Trio 3 by Kvadrat (SY)

Grade F

Divina Melange 3 by Kvadrat (SV)
Hallingdal 65 by Kvadrat (SZ)

ALERT: These materials are current, however they are being considered for future obsolescence due to low volume.

Vertical Fabrics

Grade B

Reverb (3V)

Grade D

Tangram (LV)

Seating Fabrics

Grade A

Twist (MM)

Grade B

Gauge (1X)

Grade D

Tangram (LV)

Haworth+

For information on the Haworth+ alliance program, including images and product availability, please refer to:
Haworth.com > Surface Collection > Haworth+ Library

Customer's Own Material (COM)

For general Customer's Own Material (COM) information including processes and forms, please refer to:
Haworth.com > Surface Collection > Resources > COM

For information on approved COM's, please refer to:
Haworth.com > Surface Collection > COM Library

* For most current finish and fabric availability please reference surfaces.haworth.com.

COM Yardage Requirements

Procedure

To confirm approval of or request new approval for COM's, contact the **Haworth Inquiry Center (1.800.426.8562)**, or <http://hub.Haworth.com>, or www.haworth.com > **surface collection** > **COM Library** to determine if the COM you have selected has already been tested and approved for use on our product.

If the fabric is approved, and the directional orientation (directional rightway, directional railroad, or non-directional) of the tested fabric has been confirmed, then refer to the appropriate column in the chart for yardage requirements.

Steps to follow to calculate fabric usage:

- 1) Identify product type and size.
- 2) Determine method in which fabric is to be cut (directional rightway, directional railroad or non-directional).
- 3) Determine fabric roll width.
- 4) Find corresponding fabric usage value from the table.
- 5) Calculate fabric required using the formula below:

$$\text{Fabric usage} = \text{number of units} \times \text{number of sides with fabric} \times \text{fabric usage (from tables)} + C \text{ (constant).}$$

Constant — Compose[®], PLACES[®] and UniGroup[®]

Product	C
Panels	2.5
Desktop Screens	1.5
Tackboards, Tackstrips	1.5
OSUs and Flipper Doors	1.5
LFBs and VSUs	1.5
Trim Covers (Finish Post, End of Run)	1.5
Stackable Pads	1.5
Add-ons and Wainscot Panels	1.5

Constant — RACE[®]

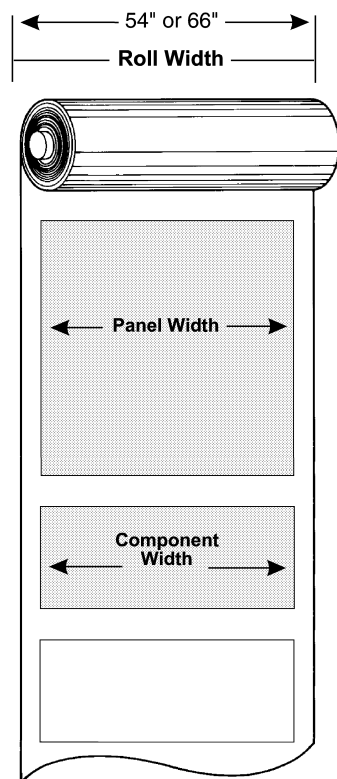
Product	C
Desktop Screens	1.5
RACE Privacy Screens*	0.0
RACE Pads	0.0

*Includes fabric for both sides. Sizes 51"-78" include two screens.

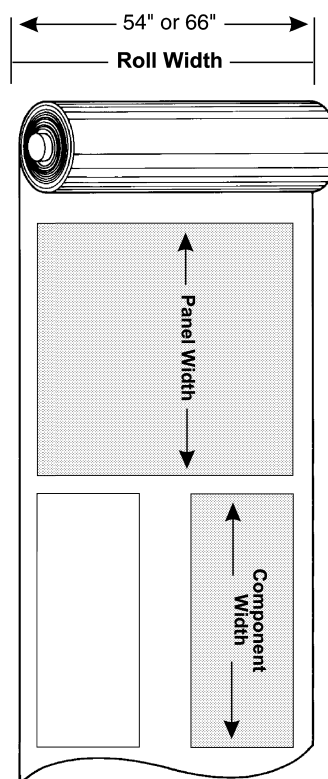
- 6) Repeat steps 1-5 for each product type, size and fabric.
- 7) Add all values together to find total number of linear yards required for the order. Add the appropriate percentage shown below to the total yardage to accommodate fabric flaws, wrinkles and other imperfections.

Up to 500 yards	Add 10%
501 to 1000 yards	Add 5%
More than 1000 yards	Add 3%

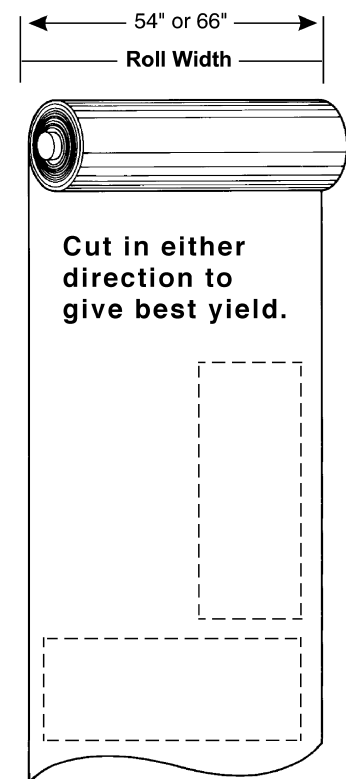
Directional Rightway:



Directional Railroad:



Non-Directional:



COM Yardage Requirements**X Series Vertical Storage Unit Tackboards**

Nominal (Inches)	54 Inch Roll (Linear Yards)			66 Inch Roll (Linear Yards)		
	Directional	Railroad	Non-directional	Directional	Railroad	Non-directional
48"(1219mm)	0.65	0.71	0.65	0.65	0.47	0.47
60"(1524mm)	N/A	0.87	0.87	0.65	0.58	0.58
66"(1676mm)	1.30	1.05	1.05	1.30	0.70	0.70
72"(1828mm)	1.30	1.13	1.13	1.30	0.75	0.75

Products are listed alphabetically in this index by alpha-numeric prefix/suffix codes.

Product Code	Product Description	Page
J2BB-4824	X Series 24" Wide Personal Storage Towers – 4H Personal Storage Tower with Bookcase Upper Storage	236
J2BB-5624	X Series 24" Wide Personal Storage Towers – 5H Personal Storage Tower with Bookcase Upper Storage	243
J2BB-7324	X Series 24" Wide Personal Storage Towers – 6H Personal Storage Tower with Bookcase Upper Storage	248
J2BC-4815	X Series 15" Wide Personal Storage Towers – 4H Personal Storage Tower with Bookcase Upper Storage	220
J2BC-5615	X Series 15" Wide Personal Storage Towers – 5H Personal Storage Tower with Bookcase Upper Storage	224
J2BF-4815	X Series 15" Wide Personal Storage Towers – 4H Personal Storage Tower with Bookcase Upper Storage	220
J2BF-5615	X Series 15" Wide Personal Storage Towers – 5H Personal Storage Tower with Bookcase Upper Storage	224
J2BG-4824	X Series 24" Wide Personal Storage Towers – 4H Personal Storage Tower with Bookcase Upper Storage	236
J2BG-6324	X Series 24" Wide Personal Storage Towers – 5H Personal Storage Tower with Bookcase Upper Storage	243
J2BG-7324	X Series 24" Wide Personal Storage Towers – 6H Personal Storage Tower with Bookcase Upper Storage	248
J2BW-4824-SS	X Series Filing & Storage with Individually Locking Drawers – 4H Personal Storage Tower with Individually Locking Drawers and Bookcase Upper Storage	313
J2BW-5624-SS	X Series Filing & Storage with Individually Locking Drawers – 5H Personal Storage Tower with Individually Locking Drawers and Bookcase	316
J2HB-4824	X Series 24" Wide Personal Storage Towers – 4H Personal Storage Tower with Hinged Door Upper Storage	233
J2HB-5624	X Series 24" Wide Personal Storage Towers – 5H Personal Storage Tower with Hinged Door Upper Storage	238
J2HB-7324	X Series 24" Wide Personal Storage Towers – 6H Personal Storage Tower with Hinged Door Upper Storage	246
J2HD-4815	X Series 15" Wide Personal Storage Towers – 4H Personal Storage Tower with Hinged Door Upper Storage	217
J2HD-5615	X Series 15" Wide Personal Storage Towers – 5H Personal Storage Tower with Hinged Door Upper Storage	222
J2HG-4824	X Series 24" Wide Personal Storage Towers – 4H Personal Storage Tower with Hinged Door Upper Storage	233
J2HG-7324	X Series 24" Wide Personal Storage Towers – 6H Personal Storage Tower with Hinged Door Upper Storage	246
J2HK-4815	X Series 15" Wide Personal Storage Towers – 4H Personal Storage Tower with Hinged Door Upper Storage	217
J2HK-5115	X Series 15" Wide Personal Storage Towers – 5H Personal Storage Tower with Hinged Door Upper Storage	222
J2HL-4015	X Series 15" Wide Personal Storage Towers – 3H Personal Storage Tower with Hinged Door Upper Storage	214
J2HM-6324	X Series 24" Wide Personal Storage Towers – 5H Personal Storage Tower with Hinged Door Upper Storage	238
J2HM-7324	X Series 24" Wide Personal Storage Towers – 6H Personal Storage Tower with Hinged Door Upper Storage	246
J2HN-7324	X Series 24" Wide Personal Storage Towers – 6H Personal Storage Tower with Hinged Door Upper Storage	246
J2HP-4015	X Series 15" Wide Personal Storage Towers – 3H Personal Storage Tower with Hinged Door Upper Storage	214
J2HP-4815	X Series 15" Wide Personal Storage Towers – 4H Personal Storage Tower with Hinged Door Upper Storage	217
J2HP-5615	X Series 15" Wide Personal Storage Towers – 5H Personal Storage Tower with Hinged Door Upper Storage	222
J2HQ-4024	X Series 24" Wide Personal Storage Towers – 3H Personal Storage Tower with Hinged Door Upper Storage	230
J2HQ-4824	X Series 24" Wide Personal Storage Towers – 4H Personal Storage Tower with Hinged Door Upper Storage	233
J2HQ-5624	X Series 24" Wide Personal Storage Towers – 5H Personal Storage Tower with Hinged Door Upper Storage	238
J2HW-4824-SS	X Series Filing & Storage with Individually Locking Drawers – 4H Personal Storage Tower with Individually Locking Drawers and Hinged Door Upper Storage	312
J2HW-5624-SS	X Series Filing & Storage with Individually Locking Drawers – 5H Personal Storage Tower with Individually Locking Drawers and Hinged Door Upper Storage	314
J2NB-2724	X Series 24" Wide Personal Storage Towers – 2H Personal Storage Tower	226
J2NG-2724	X Series 24" Wide Personal Storage Towers – 2H Personal Storage Tower	226
J2NM-3924	X Series 24" Wide Personal Storage Towers – 3H Personal Storage Tower	228
J2NN-3924	X Series 24" Wide Personal Storage Towers – 3H Personal Storage Tower	228
JA18-3936-AR	X Series Lockers – Cubby Locker	266
JA18-5112-R	X Series Lockers – Single Locker	253
JA18-5118-R	X Series Lockers – Single Locker	253
JA18-5124-R	X Series Lockers – Double Locker	259
JA18-5136-GR	X Series Lockers – Cubby Locker	266
JA18-5136-JR	X Series Lockers – Cubby Combination Locker	268
JA18-5136-LR	X Series Lockers – Cubby Combination Locker	268
JA18-5136-W	X Series Lockers – Double Group Locker	262
JA18-5136-Y	X Series Lockers – Triple Group Locker	264
JA18-6336-CR	X Series Lockers – Cubby Combination Locker	268
JA18-6336-ER	X Series Lockers – Cubby Combination Locker	268

Index

Product Code	Product Description	Page
JA18-6336-GR	X Series Lockers – Cubby Locker	266
JA18-6336-NR	X Series Lockers – Cubby Locker	266
JA24-5124-R	X Series Lockers – Double Locker	259
JABB-L	X Series Vertical Storage Units – Vertical Storage Unit Corner Support Bracket	199
JABB-R	X Series Vertical Storage Units – Vertical Storage Unit Corner Support Bracket	199
JABR-L	X Series Vertical Storage Units – Vertical Storage Unit Bridge/Return Support Bracket	199
JABR-R	X Series Vertical Storage Units – Vertical Storage Unit Bridge/Return Support Bracket	199
JACS-1812-S	X Series Locker Accessories – Cubby Locker Shelf	271
JADD-18-S	X Series Locker Accessories – Locker Shelf with Personal Drawer	270
JADP-18-S	X Series Locker Accessories – Locker Shelf with Suspended File Frame	270
JAR-3918-S	X Series Locker Accessories – Locker Slat Rail	271
JAS-1812-S	X Series Locker Accessories – Locker Shelf	271
JAT-2409	X Series Personal Storage Tower Accessories – Personal Storage Tower Boot Tray	251
JAT-2412	X Series Locker Accessories – Locker Boot Tray	272
JBCS-0230	X Series Bookcases – 2H Bookcase	354
JBCS-0236	X Series Bookcases – 2H Bookcase	354
JBCS-0242	X Series Bookcases – 2H Bookcase	354
JBCS-0330	X Series Bookcases – 3H Bookcase	354
JBCS-0336	X Series Bookcases – 3H Bookcase	354
JBCS-0342	X Series Bookcases – 3H Bookcase	354
JBCS-0430	X Series Bookcases – 4H Bookcase	355
JBCS-0436	X Series Bookcases – 4H Bookcase	355
JBCS-0442	X Series Bookcases – 4H Bookcase	355
JBCS-0530	X Series Bookcases – 5H Bookcase	355
JBCS-0536	X Series Bookcases – 5H Bookcase	355
JBCS-0542	X Series Bookcases – 5H Bookcase	355
JBDA-6	X Series Pedestal Accessories – Dividers	212
JBSA	X Series Bookcases – Bookcase Shelf	355
JCPB-SS1	X Series Combination Units – 2H Combination Unit with Hinged Door	330
JCPB-SS1A	X Series Combination Units – Attached – 2H Combination Unit with Hinged Door – Attached	326
JCPC-1530	X Series 1.5H Filing & Storage – 1.5H Combination File – Proud Front	278
JCPE-SS1	X Series Combination Units – 2H Combination Unit with Hinged Door	330
JCPE-SS1A	X Series Combination Units – Attached – 2H Combination Unit with Hinged Door – Attached	326
JCPG-SS1	X Series Combination Units – 2H Combination Unit with Hinged Door	330
JCPG-SS1A	X Series Combination Units – Attached – 2H Combination Unit with Hinged Door – Attached	326
JCPJ-SS1	X Series Combination Units – 2H Combination Unit with Hinged Door	330
JCPJ-SS1A	X Series Combination Units – Attached – 2H Combination Unit with Hinged Door – Attached	326
JCPL-12	X Series Combination Unit Accessories – Filing Kit	338
JCPL-12	X Series Combination Units/Valet Accessories – Filing Kit	344
JCPR-S1	X Series Combination Units – 2H Combination Unit	328
JCPR-S1A	X Series Combination Units – Catalog Logic – 2H Combination Unit – Attached	324
JCPT-S1	X Series Combination Units – 2H Combination Unit	328
JCPT-S1A	X Series Combination Units – Catalog Logic – 2H Combination Unit – Attached	324
JCPV-SS1	X Series Combination Units – 3H Combination Unit	333
JCPV-SS1	X Series Combination Units – 4H Combination Unit with One Lateral File Drawer	334
JCPX-SS1	X Series Combination Units – 5H Combination Unit with Three Lateral File Drawers	337
JCPY-SS1	X Series Combination Units – 4H Combination Unit with Two Lateral File Drawers	335
JCPY-SS1	X Series Combination Units – 5H Combination Unit with Two Lateral File Drawers	336
JCPZ-1530	X Series 1.5H Filing & Storage – 1.5H Combination File – Proud Front	278
JCPZ-S1	X Series Combination Units – 2H Combination Unit with Open Shelf	332
JCPZ-S1A	X Series Combination Units – 2H Combination Unit with Open Shelf	332
JCRC-1530	X Series 1.5H Filing & Storage – 1.5H Combination File – Inset Front	283
JCRZ-1530	X Series 1.5H Filing & Storage – 1.5H Combination File – Inset Front	283

Product Code	Product Description	Page
JCTB-24	X Series Pedestal Accessories – Pedestal Cushion Kit	212
JCVL-18	X Series Vertical Storage Units – Slat Rail/Tackboard — For VSUs with Laminate or Wood End Panels	198
JCVS-18	X Series Vertical Storage Units – Slat Rail/Tackboard — For VSUs with Steel End Panels	198
JDAL-JALLDS	X Series Extended Transitional Corners – Pedestal-Supported Extended Transitional Wrap-Around Corner — Laminate Top with Laminate End Panel	156
JDAL-JALLDS44	X Series Extended Corners – Extended Curved Wrap-Around Pedestal Corner — Laminate Top with Laminate End Panel	136
JDAL-JALSDS	X Series Extended Transitional Corners – Pedestal-Supported Extended Transitional Wrap-Around Corner — Laminate Top with Steel End Panel	154
JDAL-JALSDS44	X Series Extended Corners – Extended Curved Wrap-Around Pedestal Corner — Laminate Top with Steel End Panel	135
JDAL-JALWDS	X Series Extended Transitional Corners – Pedestal-Supported Extended Transitional Wrap-Around Corner — Laminate Top with Wood End Panel	158
JDAL-JALWDS44	X Series Extended Corners – Extended Curved Wrap-Around Pedestal Corner — Laminate Top with Wood End Panel	137
JDAL-JARLDS44	X Series Extended Corners – Extended Curved Wrap-Around Pedestal Corner — Laminate Top with Laminate End Panel	136
JDAL-JARSDS44	X Series Extended Corners – Extended Curved Wrap-Around Pedestal Corner — Laminate Top with Steel End Panel	135
JDAL-JARWDS44	X Series Extended Corners – Extended Curved Wrap-Around Pedestal Corner — Laminate Top with Wood End Panel	137
JDAL-JFLLD	X Series Extended Transitional Corners – Extended Transitional Wrap-Around Corner — Laminate Top with Laminate Full End Panel	168
JDAL-JFLLD44	X Series Extended Corners – Extended Curved Wrap-Around Corner — Laminate Top with Laminate Full End Panel	142
JDAL-JFLSDS	X Series Extended Transitional Corners – Extended Transitional Wrap-Around Corner — Laminate Top with Steel Full End Panel	166
JDAL-JFLSDS44	X Series Extended Corners – Extended Curved Wrap-Around Corner — Laminate Top with Steel Full End Panel	141
JDAL-JFLWDS	X Series Extended Transitional Corners – Extended Transitional Wrap-Around Corner — Laminate Top with Wood Full End Panel	170
JDAL-JFLWDS44	X Series Extended Corners – Extended Curved Wrap-Around Corner — Laminate Top with Wood Full End Panel	143
JDAL-JFRLDS44	X Series Extended Corners – Extended Curved Wrap-Around Corner — Laminate Top with Laminate Full End Panel	142
JDAL-JFRSDS44	X Series Extended Corners – Extended Curved Wrap-Around Corner — Laminate Top with Steel Full End Panel	141
JDAL-JFRWDS44	X Series Extended Corners – Extended Curved Wrap-Around Corner — Laminate Top with Wood Full End Panel	143
JDAL-JHHLDS44	X Series Corners – Curved Wrap-Around Corner — Laminate Top with Laminate End Panels	124
JDAL-JHHS44	X Series Corners – Curved Wrap-Around Corner — Laminate Top with Steel End Panels	123
JDAL-JHHWDS44	X Series Corners – Curved Wrap-Around Corner — Laminate Top with Wood End Panels	125
JDAL-JHLLD	X Series Extended Transitional Corners – Extended Transitional Wrap-Around Corner — Laminate Top with Laminate End Panels	148
JDAL-JHLLD44	X Series Extended Corners – Extended Curved Wrap-Around Corner — Laminate Top with Laminate End Panels	130
JDAL-JHLS44	X Series Extended Transitional Corners – Extended Transitional Wrap-Around Corner — Laminate Top with Steel End Panels	147
JDAL-JHLS44	X Series Extended Corners – Extended Curved Wrap-Around Corner — Laminate Top with Steel End Panels	129
JDAL-JHLWDS	X Series Extended Transitional Corners – Extended Transitional Wrap-Around Corner — Laminate Top with Wood End Panels	149
JDAL-JHLWDS44	X Series Extended Corners – Extended Curved Wrap-Around Corner — Laminate Top with Wood End Panels	131
JDAL-JHRLDS44	X Series Extended Corners – Extended Curved Wrap-Around Corner — Laminate Top with Laminate End Panels	130
JDAL-JHRS44	X Series Extended Corners – Extended Curved Wrap-Around Corner — Laminate Top with Steel End Panels	129
JDAL-JHRWDS44	X Series Extended Corners – Extended Curved Wrap-Around Corner — Laminate Top with Wood End Panels	131
JDAL-KALLD	X Series Extended Transitional Corners – Pedestal-Supported Extended Transitional Wrap-Around Corner — Wood Top with Laminate End Panel	162
JDAL-KALLD44	X Series Extended Corners – Extended Curved Wrap-Around Pedestal Corner — Wood Top with Laminate End Panel	139
JDAL-KALSDS	X Series Extended Transitional Corners – Pedestal-Supported Extended Transitional Wrap-Around Corner — Wood Top with Steel End Panel	160
JDAL-KALSDS44	X Series Extended Corners – Extended Curved Wrap-Around Pedestal Corner — Wood Top with Steel End Panel	138
JDAL-KALWDS	X Series Extended Transitional Corners – Pedestal-Supported Extended Transitional Wrap-Around Corner — Wood Top with Wood End Panel	164
JDAL-KALWDS44	X Series Extended Corners – Extended Curved Wrap-Around Pedestal Corner — Wood Top with Wood End Panel	140
JDAL-KARLDS44	X Series Extended Corners – Extended Curved Wrap-Around Pedestal Corner — Wood Top with Laminate End Panel	139
JDAL-KARSDS44	X Series Extended Corners – Extended Curved Wrap-Around Pedestal Corner — Wood Top with Steel End Panel	138
JDAL-KARWDS44	X Series Extended Corners – Extended Curved Wrap-Around Pedestal Corner — Wood Top with Wood End Panel	140
JDAL-KFLLD	X Series Extended Transitional Corners – Extended Transitional Wrap-Around Corner — Wood Top with Laminate Full End Panel	174
JDAL-KFLLD44	X Series Extended Corners – Extended Curved Wrap-Around Corner — Wood Top with Laminate Full End Panel	145
JDAL-KFLSDS	X Series Extended Transitional Corners – Extended Transitional Wrap-Around Corner — Wood Top with Steel Full End Panel	172
JDAL-KFLSDS44	X Series Extended Corners – Extended Curved Wrap-Around Corner — Wood Top with Steel Full End Panel	144
JDAL-KFLWDS	X Series Extended Transitional Corners – Extended Transitional Wrap-Around Corner — Wood Top with Wood Full End Panel	176
JDAL-KFLWDS44	X Series Extended Corners – Extended Curved Wrap-Around Corner — Wood Top with Wood Full End Panel	146

Index

<u>Product Code</u>	<u>Product Description</u>	<u>Page</u>
JDAW-KFRLDS44	X Series Extended Corners – Extended Curved Wrap-Around Corner — Wood Top with Laminate Full End Panel	145
JDAW-KFRSDS44	X Series Extended Corners – Extended Curved Wrap-Around Corner — Wood Top with Steel Full End Panel	144
JDAW-KFRWDS44	X Series Extended Corners – Extended Curved Wrap-Around Corner — Wood Top with Wood Full End Panel	146
JDAW-KHHLDS44	X Series Corners – Curved Wrap-Around Corner — Wood Top with Laminate End Panels	127
JDAW-KHHSDS44	X Series Corners – Curved Wrap-Around Corner — Wood Top with Steel End Panels	126
JDAW-KHHWDS44	X Series Corners – Curved Wrap-Around Corner — Wood Top with Wood End Panels	128
JDAW-KHLLDS	X Series Extended Transitional Corners – Extended Transitional Wrap-Around Corner — Wood Top with Laminate End Panels	151
JDAW-KHLLDS44	X Series Extended Corners – Extended Curved Wrap-Around Corner — Wood Top with Laminate End Panels	133
JDAW-KHLSDS	X Series Extended Transitional Corners – Extended Transitional Wrap-Around Corner — Wood Top with Steel End Panels	150
JDAW-KHLSDS44	X Series Extended Corners – Extended Curved Wrap-Around Corner — Wood Top with Steel End Panels	132
JDAW-KHLWDS	X Series Extended Transitional Corners – Extended Transitional Wrap-Around Corner — Wood Top with Wood End Panels	152
JDAW-KHLWDS44	X Series Extended Corners – Extended Curved Wrap-Around Corner — Wood Top with Wood End Panels	134
JDAW-KHRLDS44	X Series Extended Corners – Extended Curved Wrap-Around Corner — Wood Top with Laminate End Panels	133
JDAW-KHRSDS44	X Series Extended Corners – Extended Curved Wrap-Around Corner — Wood Top with Steel End Panels	132
JDAW-KHRWDS44	X Series Extended Corners – Extended Curved Wrap-Around Corner — Wood Top with Wood End Panels	134
JDBL-JNNNDSS	X Series Bridges – Bridge — Laminate Top	89
JDBW-KNNNDSS	X Series Bridges – Bridge — Wood Top	90
JDDL-JBFLNN	X Series Convergents – D-Top — Laminate Top with Double Support Leg and Laminate End Panel	99
JDDL-JBFSNN	X Series Convergents – D-Top — Laminate Top with Double Support Leg and Steel End Panel	98
JDDL-JBFWNN	X Series Convergents – D-Top — Laminate Top with Double Support Leg and Wood End Panel	100
JDDL-JBLLDS	X Series Convergents – D-Top — Laminate Top with Double Support Leg and Laminate End Panel	99
JDDL-JBLSDS	X Series Convergents – D-Top — Laminate Top with Double Support Leg and Steel End Panel	98
JDDL-JBLWDS	X Series Convergents – D-Top — Laminate Top with Double Support Leg and Wood End Panel	100
JDDL-JBRLDS	X Series Convergents – D-Top — Laminate Top with Double Support Leg and Laminate End Panel	99
JDDL-JBRSDS	X Series Convergents – D-Top — Laminate Top with Double Support Leg and Steel End Panel	98
JDDL-JBRWDS	X Series Convergents – D-Top — Laminate Top with Double Support Leg and Wood End Panel	100
JDDL-JDFL	X Series Convergents – D-Top — Laminate Top with Column and Laminate End Panel	93
JDDL-JDFW	X Series Convergents – D-Top — Laminate Top with Column and Wood End Panel	94
JDDL-JDS	X Series Convergents – D-Top — Laminate Top with Column and Steel End Panel	92
JDDW-KBFLNN	X Series Convergents – D-Top — Wood Top with Double Support Leg and Laminate End Panel	102
JDDW-KBFSNN	X Series Convergents – D-Top — Wood Top with Double Support Leg and Steel End Panel	101
JDDW-KBFWNN	X Series Convergents – D-Top — Wood Top with Double Support Leg and Wood End Panel	103
JDDW-KBLLDS	X Series Convergents – D-Top — Wood Top with Double Support Leg and Laminate End Panel	102
JDDW-KBLSDS	X Series Convergents – D-Top — Wood Top with Double Support Leg and Steel End Panel	101
JDDW-KBLWDS	X Series Convergents – D-Top — Wood Top with Double Support Leg and Wood End Panel	103
JDDW-KBRLDS	X Series Convergents – D-Top — Wood Top with Double Support Leg and Laminate End Panel	102
JDDW-KBRSDS	X Series Convergents – D-Top — Wood Top with Double Support Leg and Steel End Panel	101
JDDW-KBRWDS	X Series Convergents – D-Top — Wood Top with Double Support Leg and Wood End Panel	103
JDDW-KDFL	X Series Convergents – D-Top — Wood Top with Column and Laminate End Panel	96
JDDW-KDFS	X Series Convergents – D-Top — Wood Top with Column and Steel End Panel	95
JDDW-KDFW	X Series Convergents – D-Top — Wood Top with Column and Wood End Panel	97
JDGL-JAANDS	X Series Double Pedestal Desks – Standard Bow Front Double Pedestal Desk — Laminate Top	26
JDGL-JAFLDS	X Series Single Pedestal Desks – Standard Bow Front Single Pedestal Desk — Laminate Top with Laminate End Panel	39
JDGL-JAFSDS	X Series Single Pedestal Desks – Standard Bow Front Single Pedestal Desk — Laminate Top with Steel End Panel	38
JDGL-JAFWDS	X Series Single Pedestal Desks – Standard Bow Front Single Pedestal Desk — Laminate Top with Wood End Panel	40
JDGL-JFFLDS	X Series Desk Shells – Standard Bow Front Desk Shell — Laminate Top with Laminate End Panels	63
JDGL-JFFSDS	X Series Desk Shells – Standard Bow Front Desk Shell — Laminate Top with Steel End Panels	62
JDGL-JFFWDS	X Series Desk Shells – Standard Bow Front Desk Shell — Laminate Top with Wood End Panels	64
JDGW-KAANDS	X Series Double Pedestal Desks – Standard Bow Front Double Pedestal Desk — Wood Top	27
JDGW-KAFLDS	X Series Single Pedestal Desks – Standard Bow Front Single Pedestal Desk — Wood Top with Laminate End Panel	42
JDGW-KAFSDS	X Series Single Pedestal Desks – Standard Bow Front Single Pedestal Desk — Wood Top with Steel End Panel	41
JDGW-KAFWDS	X Series Single Pedestal Desks – Standard Bow Front Single Pedestal Desk — Wood Top with Wood End Panel	43
JDGW-KFFLDS	X Series Desk Shells – Standard Bow Front Desk Shell — Wood Top with Laminate End Panels	66

Product Code	Product Description	Page
JDGW-KFFSDS	X Series Desk Shells – Standard Bow Front Desk Shell — Wood Top with Steel End Panels	.65
JDGW-KFFWDS	X Series Desk Shells – Standard Bow Front Desk Shell — Wood Top with Wood End Panels	.67
JDHL-JAANDS	X Series Double Pedestal Desks – Executive Bow Front Double Pedestal Desk — Laminate Top	.30
JDHL-JAFLDS	X Series Single Pedestal Desks – Executive Bow Front Single Pedestal Desk — Laminate Top with Laminate End Panel	.51
JDHL-JAFSDS	X Series Single Pedestal Desks – Executive Bow Front Single Pedestal Desk — Laminate Top with Steel End Panel	.50
JDHL-JAFWDS	X Series Single Pedestal Desks – Executive Bow Front Single Pedestal Desk — Laminate Top with Wood End Panel	.52
JDHL-JFFLDS	X Series Desk Shells – Executive Bow Front Desk Shell — Laminate Top with Laminate End Panels	.75
JDHL-JFFSDS	X Series Desk Shells – Executive Bow Front Desk Shell — Laminate Top with Steel End Panels	.74
JDHL-JFFWDS	X Series Desk Shells – Executive Bow Front Desk Shell — Laminate Top with Wood End Panels	.76
JDHW-KAANDS	X Series Double Pedestal Desks – Executive Bow Front Double Pedestal Desk — Wood Top	.31
JDHW-KAFLDS	X Series Single Pedestal Desks – Executive Bow Front Single Pedestal Desk — Wood Top with Laminate End Panel	.54
JDHW-KAFSDS	X Series Single Pedestal Desks – Executive Bow Front Single Pedestal Desk — Wood Top with Steel End Panel	.53
JDHW-KAFWDS	X Series Single Pedestal Desks – Executive Bow Front Single Pedestal Desk — Wood Top with Wood End Panel	.55
JDHW-KFFLDS	X Series Desk Shells – Executive Bow Front Desk Shell — Wood Top with Laminate End Panels	.78
JDHW-KFFSDS	X Series Desk Shells – Executive Bow Front Desk Shell — Wood Top with Steel End Panels	.77
JDHW-KFFWDS	X Series Desk Shells – Executive Bow Front Desk Shell — Wood Top with Wood End Panels	.79
JDKL-JHHLDS44	X Series Corners – Corner — Laminate Top with Laminate End Panels	.118
JDKL-JHHS44	X Series Corners – Corner — Laminate Top with Steel End Panels	.117
JDKL-JHHWDS44	X Series Corners – Corner — Laminate Top with Wood End Panels	.119
JDKW-KHHLDS44	X Series Corners – Corner — Wood Top with Laminate End Panels	.121
JDKW-KHHS44	X Series Corners – Corner — Wood Top with Steel End Panels	.120
JDKW-KHHWDS44	X Series Corners – Corner — Wood Top with Wood End Panels	.122
JDRL-JNANDSS	X Series Returns – Pedestal Return — Laminate Top	.81
JDRL-JNFLDSS	X Series Returns – Return — Laminate Top with Laminate End Panel	.84
JDRL-JNFS44	X Series Returns – Return — Laminate Top with Steel End Panel	.83
JDRL-JNFW44	X Series Returns – Return — Laminate Top with Wood End Panel	.85
JDRW-KNANDSS	X Series Returns – Pedestal Return — Wood Top	.82
JDRW-KNFLDSS	X Series Returns – Return — Wood Top with Laminate End Panel	.87
JDRW-KNFS44	X Series Returns – Return — Wood Top with Steel End Panel	.86
JDRW-KNFW44	X Series Returns – Return — Wood Top with Wood End Panel	.88
JDSL	X Series Credenza Tops – Credenza Top – Laminate and Wood	.178
JDSL-JAANDS	X Series Double Pedestal Desks – Standard Rectangular Double Pedestal Desk — Laminate Top	.24
JDSL-JAFLDS	X Series Single Pedestal Desks – Standard Rectangular Single Pedestal Desk — Laminate Top with Laminate End Panel	.33
JDSL-JAFSDS	X Series Single Pedestal Desks – Standard Rectangular Single Pedestal Desk — Laminate Top with Steel End Panel	.32
JDSL-JAFWDS	X Series Single Pedestal Desks – Standard Rectangular Single Pedestal Desk — Laminate Top with Wood End Panel	.34
JDSL-JFFLDS	X Series Desk Shells – Standard Rectangular Desk Shell — Laminate Top with Laminate End Panels	.57
JDSL-JFFSDS	X Series Desk Shells – Standard Rectangular Desk Shell — Laminate Top with Steel End Panels	.56
JDSL-JFFWDS	X Series Desk Shells – Standard Rectangular Desk Shell — Laminate Top with Wood End Panels	.58
JDSW	X Series Credenza Tops – Credenza Top – Laminate and Wood	.178
JDSW-KAANDS	X Series Double Pedestal Desks – Standard Rectangular Double Pedestal Desk — Wood Top	.25
JDSW-KAFLDS	X Series Single Pedestal Desks – Standard Rectangular Single Pedestal Desk — Wood Top with Laminate End Panel	.36
JDSW-KAFSDS	X Series Single Pedestal Desks – Standard Rectangular Single Pedestal Desk — Wood Top with Steel End Panel	.35
JDSW-KAFWDS	X Series Single Pedestal Desks – Standard Rectangular Single Pedestal Desk — Wood Top with Wood End Panel	.37
JDSW-KFFLDS	X Series Desk Shells – Standard Rectangular Desk Shell — Wood Top with Laminate End Panels	.60
JDSW-KFFSDS	X Series Desk Shells – Standard Rectangular Desk Shell — Wood Top with Steel End Panels	.59
JDSW-KFFWDS	X Series Desk Shells – Standard Rectangular Desk Shell — Wood Top with Wood End Panels	.61
JDVL-JBLLDS4Y	X Series Convergents – Curved Wrap-Around D-Top — Laminate Top with Double Support Leg and Laminate End Panels	.111
JDVL-JBLS44Y	X Series Convergents – Curved Wrap-Around D-Top — Laminate Top with Double Support Leg and Steel End Panels	.110
JDVL-JBLWDS4Y	X Series Convergents – Curved Wrap-Around D-Top — Laminate Top with Double Support Leg and Wood End Panels	.112
JDVL-JBRLDS4N	X Series Convergents – Curved Wrap-Around D-Top — Laminate Top with Double Support Leg and Laminate End Panels	.111
JDVL-JBRLDS4Y	X Series Convergents – Curved Wrap-Around D-Top — Laminate Top with Double Support Leg and Laminate End Panels	.111
JDVL-JBRS44N	X Series Convergents – Curved Wrap-Around D-Top — Laminate Top with Double Support Leg and Steel End Panels	.110
JDVL-JBRS44Y	X Series Convergents – Curved Wrap-Around D-Top — Laminate Top with Double Support Leg and Steel End Panels	.110

Index

Product Code	Product Description	Page
JDVL-JBRWDS4N	X Series Convergents – Curved Wrap-Around D-Top — Laminate Top with Double Support Leg and Wood End Panels	112
JDVL-JBRWDS4Y	X Series Convergents – Curved Wrap-Around D-Top — Laminate Top with Double Support Leg and Wood End Panels	112
JDVL-JDLLDS4	X Series Convergents – Curved Wrap-Around D-Top — Laminate Top with Column and Laminate End Panels	105
JDVL-JDLSDS4	X Series Convergents – Curved Wrap-Around D-Top — Laminate Top with Column and Steel End Panels	104
JDVL-JDLWDS4	X Series Convergents – Curved Wrap-Around D-Top — Laminate Top with Column and Wood End Panels	106
JDVL-JDRLDS4	X Series Convergents – Curved Wrap-Around D-Top — Laminate Top with Column and Laminate End Panels	105
JDVL-JDRSDS4	X Series Convergents – Curved Wrap-Around D-Top — Laminate Top with Column and Steel End Panels	104
JDVL-JDRWDS4	X Series Convergents – Curved Wrap-Around D-Top — Laminate Top with Column and Wood End Panels	106
JDVW-KBLLDS4Y	X Series Convergents – Curved Wrap-Around D-Top — Wood Top with Double Support Leg and Laminate End Panels	114
JDVW-KBLSDS4Y	X Series Convergents – Curved Wrap-Around D-Top — Wood Top with Double Support Leg and Steel End Panels	113
JDVW-KBLWDS4Y	X Series Convergents – Curved Wrap-Around D-Top — Wood Top with Double Support Leg and Wood End Panels	115
JDVW-KBRLDS4N	X Series Convergents – Curved Wrap-Around D-Top — Wood Top with Double Support Leg and Laminate End Panels	114
JDVW-KBRLDS4Y	X Series Convergents – Curved Wrap-Around D-Top — Wood Top with Double Support Leg and Laminate End Panels	114
JDVW-KBRSDS4N	X Series Convergents – Curved Wrap-Around D-Top — Wood Top with Double Support Leg and Steel End Panels	113
JDVW-KBRSDS4Y	X Series Convergents – Curved Wrap-Around D-Top — Wood Top with Double Support Leg and Steel End Panels	113
JDVW-KBRWDS4N	X Series Convergents – Curved Wrap-Around D-Top — Wood Top with Double Support Leg and Wood End Panels	115
JDVW-KBRWDS4Y	X Series Convergents – Curved Wrap-Around D-Top — Wood Top with Double Support Leg and Wood End Panels	115
JDVW-KDLLDS4	X Series Convergents – Curved Wrap-Around D-Top — Wood Top with Column and Laminate End Panels	108
JDVW-KDLSDS4	X Series Convergents – Curved Wrap-Around D-Top — Wood Top with Column and Steel End Panels	107
JDVW-KDLWDS4	X Series Convergents – Curved Wrap-Around D-Top — Wood Top with Column and Wood End Panels	109
JDVW-KDRLDS4	X Series Convergents – Curved Wrap-Around D-Top — Wood Top with Column and Laminate End Panels	108
JDVW-KDRSDS4	X Series Convergents – Curved Wrap-Around D-Top — Wood Top with Column and Steel End Panels	107
JDVW-KDRWDS4	X Series Convergents – Curved Wrap-Around D-Top — Wood Top with Column and Wood End Panels	109
JDXL-JAANDS	X Series Double Pedestal Desks – Executive Rectangular Double Pedestal Desk — Laminate Top	28
JDXL-JAFlds	X Series Single Pedestal Desks – Executive Rectangular Single Pedestal Desk — Laminate Top with Laminate End Panel	45
JDXL-JAFSDS	X Series Single Pedestal Desks – Executive Rectangular Single Pedestal Desk — Laminate Top with Steel End Panel	44
JDXL-JAFWDS	X Series Single Pedestal Desks – Executive Rectangular Single Pedestal Desk — Laminate Top with Wood End Panel	46
JDXL-JFFLDS	X Series Desk Shells – Executive Rectangular Desk Shell — Laminate Top with Laminate End Panels	69
JDXL-JFFSDS	X Series Desk Shells – Executive Rectangular Desk Shell — Laminate Top with Steel End Panels	68
JDXL-JFFWDS	X Series Desk Shells – Executive Rectangular Desk Shell — Laminate Top with Wood End Panels	70
JDXW-KAANDS	X Series Double Pedestal Desks – Executive Rectangular Double Pedestal Desk — Wood Top	29
JDXW-KAFlds	X Series Single Pedestal Desks – Executive Rectangular Single Pedestal Desk — Wood Top with Laminate End Panel	48
JDXW-KAFSDS	X Series Single Pedestal Desks – Executive Rectangular Single Pedestal Desk — Wood Top with Steel End Panel	47
JDXW-KAFWDS	X Series Single Pedestal Desks – Executive Rectangular Single Pedestal Desk — Wood Top with Wood End Panel	49
JDXW-KFFLDS	X Series Desk Shells – Executive Rectangular Desk Shell — Wood Top with Laminate End Panels	72
JDXW-KFFSDS	X Series Desk Shells – Executive Rectangular Desk Shell — Wood Top with Steel End Panels	71
JDXW-KFFWDS	X Series Desk Shells – Executive Rectangular Desk Shell — Wood Top with Wood End Panels	73
JFDA-15	Accessories – Dividers	305
JFFA-15	Accessories – Front-to-Back Hanging Bars	305
JFHA	Accessories – Side-to-Side Hanging Bars	305
JFWA	Accessories – Counterweight	305
JLPD-1530	X Series 1.5H Filing & Storage – 1.5H Lateral File – Proud Front	276
JLPD-S1	X Series Lateral Files — Freestanding – 2H Lateral File – Proud Style	287
JLPD-S1	X Series Lateral Files — Freestanding – 3H Lateral File – Proud Style	288
JLPD-S1	X Series Lateral Files — Freestanding – 4H Lateral File – Proud Style	289
JLPD-S1	X Series Lateral Files — Freestanding – 5H Lateral File – Proud Style	290
JLPD-S1A	X Series Lateral Files — Attached – 2H Lateral File – Proud Style – Attached	286
JLPS-S1	X Series Lateral Files — Freestanding – 5H Lateral File – Proud Style with Hinged Doors	291
JLPW-0230-S	X Series Filing & Storage with Individually Locking Drawers – 2H Lateral File with Individually Locking Drawers – Proud Style – Freestanding	318
JLPW-0230-S-A	X Series Filing & Storage with Individually Locking Drawers – 2H Lateral File with Individually Locking Drawers – Proud Style – Attached	317
JLPW-0330-S	X Series Filing & Storage with Individually Locking Drawers – 3H Lateral File with Individually Locking Drawers – Proud Style	319

Product Code	Product Description	Page
JLPW-0430-S	X Series Filing & Storage with Individually Locking Drawers – 4H Lateral File with Individually Locking Drawers – Proud Style	320
JLPW-0530-S	X Series Filing & Storage with Individually Locking Drawers – 5H Lateral File with Individually Locking Drawers – Proud Style	321
JLPX-0530-S	X Series Filing & Storage with Individually Locking Drawers – 5H Lateral File with Individually Locking Drawers and Hinged Doors – Proud Style	322
JLRC-SJ	X Series Lateral Files — Freestanding – 5H Lateral File – Inset Style with Receding Door	297
JLRD-1530	X Series 1.5H Filing & Storage – 1.5H Lateral File – Inset Front	282
JLRD-SJ	X Series Lateral Files — Freestanding – 2H Lateral File – Inset Style	293
JLRD-SJ	X Series Lateral Files — Freestanding – 3H Lateral File – Inset Style	294
JLRD-SJ	X Series Lateral Files — Freestanding – 4H Lateral File – Inset Style	295
JLRD-SJ	X Series Lateral Files — Freestanding – 5H Lateral File – Inset Style	296
JLRD-SJA	X Series Lateral Files — Attached – 2H Lateral File – Inset Style – Attached	292
JNAB-30-S	X Series 1.5H Filing & Storage – Base Liner	284
JNAB-30-S	X Series Locker Accessories – Base Liner	272
JPAH-24	X Series Pedestals – Attached Pedestal	202
JPAJ-24	X Series Pedestals – Attached Pedestal	202
JPAQ-24	X Series Pedestals – Attached Pedestal	202
JPAW-18-S	X Series Filing & Storage with Individually Locking Drawers – Attached Pedestal with Individually Locking Drawers	308
JPDH	X Series Desk Pedestals	180
JPDJ	X Series Desk Pedestals	180
JPDQ	X Series Desk Pedestals	180
JPFC-1830-F	X Series 1.5H Filing & Storage – Cushion	284
JPHA-24	X Series Pedestals – Suspended Pedestal	204
JPHH-24	X Series Pedestals – Suspended Pedestal	204
JPHJ-24	X Series Pedestals – Suspended Pedestal	204
JPHP-24	X Series Pedestals – Suspended Pedestal	204
JPHQ-24	X Series Pedestals – Suspended Pedestal	204
JPHW-18-S	X Series Filing & Storage with Individually Locking Drawers – Suspended Pedestal with Individually Locking Drawers	309
JPMA-24	X Series Pedestals – Mobile Pedestal	207
JPMH-24	X Series Pedestals – Mobile Pedestal	207
JPMJ-24	X Series Pedestals – Mobile Pedestal	207
JPMP-24	X Series Pedestals – Mobile Pedestal	207
JPMQ-24	X Series Pedestals – Mobile Pedestal	207
JPMW-18-S	X Series Filing & Storage with Individually Locking Drawers – Mobile Pedestal with Individually Locking Drawers	310
JPTA-24	X Series Pedestals – Tug Pedestal	210
JPTA-6	X Series Pedestal Accessories – Pencil Tray	212
JPTH-24	X Series Pedestals – Tug Pedestal	210
JPTJ-24	X Series Pedestals – Tug Pedestal	210
JPTP-24	X Series Pedestals – Tug Pedestal	210
JPTQ-24	X Series Pedestals – Tug Pedestal	210
JPTW-24-S	X Series Filing & Storage with Individually Locking Drawers – Tug Pedestal with Individually Locking Drawers	311
JRFC-1830-F	X Series 1.5H Filing & Storage – Cushion	284
JRPY-3948	Recycling Solutions – Recycling Solutions	356
JSCA	X Series Storage Cabinet/Wardrobe Accessories – Storage Cabinet Coat Rod	353
JSCK-18	X Series Pedestal Accessories – Stationary Pedestal Conversion Kit	212
JSHA-1	Accessories – Worksurface Height Adjustment Kit for Attached Lateral File	306
JSHA-1	X Series Combination Unit Accessories – Worksurface Height Adjustment Kit for Attached Combination Unit	338
JSHA-1	X Series Storage Cabinet/Wardrobe Accessories – Worksurface Height Adjustment Kit for Attached Storage Cabinet	353
JSPN-1530	X Series 1.5H Filing & Storage – 1.5H Open Storage Case – Proud Top	282
JSPY-1530	X Series 1.5H Filing & Storage – 1.5H Storage Cabinet with Hinged Doors – Proud Front	280
JSPY-S1	X Series Storage Cabinets – 3H Storage Cabinet	348
JSPY-S1	X Series Storage Cabinets – 4H Storage Cabinet	348
JSPY-S1	X Series Storage Cabinets – 2H Storage Cabinet	347
JSPY-S1	X Series Storage Cabinets – 5H Storage Cabinet	349

Index

Product Code	Product Description	Page
JSPY-51A	X Series Storage Cabinets — Attached – 2H Storage Cabinet — Attached	346
JSRN-1530	X Series 1.5H Filing & Storage – 1.5H Open Storage Case – Inset Top	283
JSSA	X Series Combination Unit Accessories – Storage Shelves	338
JSSA	X Series Storage Cabinet/Wardrobe Accessories – Storage Cabinet/Wardrobe Shelf	353
JSSA-12	X Series Combination Units/Valet Accessories – Valet Shelf	344
JSSA-15	X Series Combination Unit Accessories – Storage Shelf	338
JSSA-15	X Series Combination Units/Valet Accessories – Valet Shelf	344
JSSA-30	X Series Combination Units/Valet Accessories – Storage Shelf	344
JSVS-18	X Series Vertical Storage Units – Vertical Storage Unit Slat Rail	197
JTPL-1830	X Series Lateral Files – File Top	298
JTPL-1860	X Series Lateral Files – Common File Top	298
JTPL-3660	X Series Lateral Files – Common File Top	298
JTPW-1830	X Series Lateral Files – File Top	299
JTPW-1860	X Series Lateral Files – Common File Top	299
JTPW-3660	X Series Lateral Files – Common File Top	299
JTRL-1830	X Series Lateral Files – File Top	300
JTRL-1860	X Series Lateral Files – Common File Top	300
JTRL-3660	X Series Lateral Files – Common File Top	300
JTRW-1830	X Series Lateral Files – File Top	301
JTRW-1860	X Series Lateral Files – Common File Top	301
JTRW-3660	X Series Lateral Files – Common File Top	301
JTSA-15	X Series Personal Storage Tower Accessories – Personal Storage Tower Hinged Door Storage Shelf	250
JTSA-24	X Series Personal Storage Tower Accessories – Personal Storage Tower Side Bookcase Shelf	250
JTVS	X Series Vertical Storage Units – Vertical Storage Unit Tackboard	196
JUFL-LL	X Series Vertical Storage Units – Flipper Door Vertical Storage Unit – Laminate Front with Laminate End Panels	188
JUFL-SL	X Series Vertical Storage Units – Flipper Door Vertical Storage Unit – Laminate Front with Steel End Panels	187
JUFL-WL	X Series Vertical Storage Units – Flipper Door Vertical Storage Unit – Laminate Front with Wood End Panels	189
JUFS-LL	X Series Vertical Storage Units – Flipper Door Vertical Storage Unit – Steel Front with Laminate End Panels	186
JUFS-SL	X Series Vertical Storage Units – Flipper Door Vertical Storage Unit – Steel Front with Steel End Panels	185
JUHS-SL	X Series Vertical Storage Units – Single Sliding Door Vertical Storage Unit	192
JUKS-SL	X Series Vertical Storage Units – Hinged Door Vertical Storage Unit	194
JUNN	X Series Vertical Storage Units – Open Front Vertical Storage Unit	184
JUSL-SL	X Series Vertical Storage Units – Slow-Close Flipper Door Vertical Storage Unit	190
JVPM-SS1	X Series Combination Units with Valet – 5H Combination Unit with Valet — 30" Wide	340
JVPN-SS1	X Series Combination Units with Valet – 5H Combination Unit with Valet — 30" Wide	340
JVPP-SS1	X Series Combination Units with Valet – 5H Combination Unit with Valet — 42" Wide	342
JVPW-SS1	X Series Combination Units with Valet – 5H Combination Unit with Valet — 42" Wide	342
JWPC-S1	X Series Wardrobes – 4H Wardrobe	352
JWPC-S1	X Series Wardrobes – 5H Wardrobe	352
KFI-00XX-B	Accessories – Drawer Insert	302
KJFI-00XX-D	Accessories – Drawer Insert	302
KJFL	Accessories – Drawer Liner	304
KJFL-0015-JD	X Series Locker Accessories – Drawer Liner	270
KJTY-10	Accessories – Personal Tray	303
KJTY-12	Accessories – PDA Tray	303
KJTY-9	Accessories – Pencil Tray	303
KUAH-0002	Belong Work Tools — Accessories – Magnet Hooks	273
KUAH-0003	Belong Work Tools — Accessories – Magnet Hook	273
KUAM-0411	Belong Work Tools — Accessories – Magnet Board	273
KUAM-0518	Belong Work Tools — Accessories – Magnet Board	273
KUAP-0000	Belong Work Tools — Accessories – Round Peg Magnets	273
KUAR	Belong Work Tools — Accessories – Mirror	273

Index

<u>Product Code</u>	<u>Product Description</u>	<u>Page</u>
KUAU-1203-JL	Accessories – U Channel Divider306
KUAU-1203-JP	Accessories – U Channel Divider306
KUAU-1603-JL	Accessories – U Channel Divider306
KURB	Recycling Solutions – Recycling/Trash Bin356
LDV	Accessories – Dividers306
NADR-8	X Series Vertical Storage Units – Shelf Divider198
ZJBB	X Series Personal Storage Tower Accessories – Personal Storage Tower to Worksurface Bracket250
ZZBT-1900	X Series Personal Storage Tower Accessories – Storage-to-Panel Bracket251

Product Compatibility and Limited Warranty Policy

Great Expectations

You have them as a Haworth customer and so do we. And because we value our customers, we cover our products with the Haworth North America Product Compatibility and Limited Warranty Policy.

Our Commitment To Product Compatibility – Integrated Product Platforms

As a market leader in the design and manufacture of workspaces that adapt to change, we strive to maintain product compatibility within our various generations of integrated product platforms. This benefits the customer who desires to update or modify their work environment. It also benefits the customer needing to replace a product due to damage or other reasons but which is no longer manufactured or is otherwise unavailable, such as a fabric or finish that is discontinued because of changing market preferences. In both circumstances, we often can provide products with comparable function and performance.

Our Commitment To Product Quality – The Haworth North America Limited Warranty

To ensure customer satisfaction and peace of mind, we stand behind our products with the Haworth North America Limited Warranty. To review the current version of the limited warranty including its terms and conditions, please go to:

www.haworth.com/warranty or contact OneTouch@Haworth.com or 1 877 429 6784.

Warranty Requests or Questions

For questions or service requests pertaining to the Haworth Limited Warranty, please contact your Haworth dealer.

If you are unsure who your dealer is, please contact **OneTouch@Haworth.com or 1 877 429 6784.**

Effective: September 1, 2021

Terms of Sale

The Terms of Sale apply to all products in the North America Price Lists. To review the current version of the North American Terms of Sale, please go to:

www.haworth.com/terms-of-sale or contact OneTouch@Haworth.com or 1 877 429 6784.

Effective: September 2, 2022

HAWORTH®

HAWORTH® is a registered trademark of Haworth, Inc.
© Haworth, Inc. All rights reserved. 2024 2.24 | Item #LIT21025
haworth.com | 800 344 2600