

HAWORTH

# Pergola

Workspaces

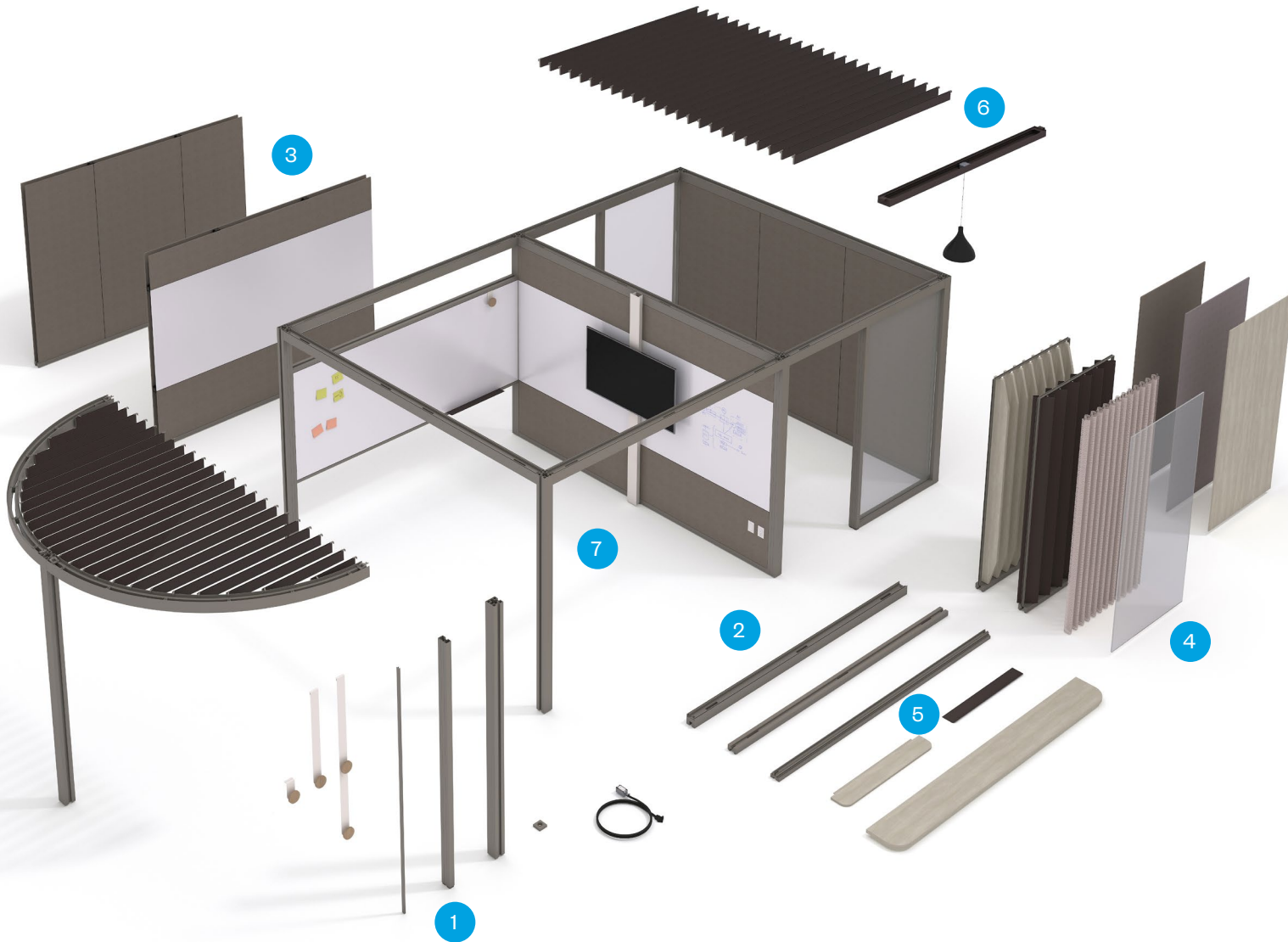
Unleash your creativity to design your way. Pergola offers customization and scalability through a spectrum of materiality choices.



Explore Pergola™ further at [haworth.com/pergola](https://haworth.com/pergola).  
Visit our Surface Collection website at [surfaces.haworth.com](https://surfaces.haworth.com).

Cross reference numbered components with material type to help you specify.

Material Types: \*Trim †Laminate ‡PET §Glass \*\*Drapery ††Wall Covering



## 1 Vertical Framing

- Posts\*
- Underbeam End-of-Run\*

## 2 Horizontal Framing

- Top Rail\*
- Bottom Rail\*
- Tile and Insert Rails\*

## 3 Solid Wall Tiles

- Full-Height (Vertical)† ‡ ††
- Horizontal (Bottom, Mid & Top)† ‡ ††

## 4 Inserts

- Glass§
- Laminated Vertical Slats†
- Painted Vertical Slats\*
- Drapery\*\*

## 5 Worksurface & Accessories

- Spanning Tops\* †
- Ledge\*
- Accessory Tray\*
- Coat/Bag Hook\*
- Tethered Worksurface Bracket\*

## 6 Ceiling Components


- Ceiling Slats\*
- Light Trough\*

## 7 Electrical

- Tech Tower\*
- Receptacles
- Switches
- Data



# HAWORTH



## Private Office Pergola Workspaces

Create semi-enclosed private offices with Pergola™ to offer highly collaborative leaders a defined area, while still providing connection to adjacent spaces. With fewer barriers between leaders and team members, this application creates transparency and promotes informal interaction. Pergola also allows for the addition of adjacent collaborative spaces, such as the booths shown here—providing a quick transition between individual and group work.

### Dimensions

Width: 17'-0"

Depth: 13'-0"

Height: 8'-0"

Square Footage: 221

Environment Ceiling Height: 13'-6"

### Drawing files

[JPG](#)

[Canvas](#)

[Revit](#)

[SketchUp](#)

[Zipped](#)

## Helpful Tips

### Activity: Focused Work

Both focus and rest are necessary to foster the creative process, so design considerations should include ways to manage stimuli.

Create an added sense of security by applying a film to the glass inserts for more visual privacy.

Complete the space with furniture like Masters Series® casegoods, which offer a place for sourcing project information. Fern® task chairs and height-adjustable tables provide functional, ergonomic support.

### Painted and laminate slats

add visual interest while giving designers choice on level of enclosure.

PET tiles give users the ability to pin up reference information and autonomy to personalize their workspace.


### Single or double-wide entries

leverage Pergola's flexibility and space optimization to create an entryway within a small footprint.





# HAWORTH



## Multipurpose Pergola Workspaces

Designing a large, multi-functional space, like this project space with adjacent break-out lounge areas, offers people autonomy for where and how they do their best work. Lounge areas provide a place for a restorative moment or a chance to step away with coworkers during long working sessions. The central passageway connects the project space to the lounge areas, creating a “front porch” to the main activity space. Incorporating a variety of applications within one Pergola™ supports mode switching—for a change of scenery to boost the brain’s cognitive activity.

### Dimensions

Width: 27'-6"

Depth: 21'-0"

Height: 8'-0"

Square Footage: 852.6

Environment Ceiling Height: 13'-6"

### Drawing files

[JPG](#)

[Canvas](#)

[Revit](#)

[SketchUp](#)

[Zipped](#)

## Helpful Tips

### Collaborative Mode: Connect

Lounge spaces provide places for people to gather and connect socially.

**A countertop overhang** with stools signals to team members that they can join the discussion, creating a sense of belonging.

### Create social spaces

with Resonate™ and Cabana Lounge™ to offer a reprieve from intense collaboration sessions.

**Adding drapery** allows for user control over privacy.

### Laminate slats create a

**visual connection** to the adjacent work areas.

### Activate every side and

**surface of Pergola** through the use of whiteboards, tackable PET, and single or double-wide entries to create dynamic circulation patterns.





# HAWORTH



## Touchdown + Collaboration Pergola Workspaces

Pergola™ makes every inch count when you gang together different spaces, creating negative space that can be used as a collaboration area. A row of touchdown spaces provides a place for heads-down, focused work. Using an L-shape configuration creates a nook where collaboration and brainstorming can take place. Ideal for a creative culture, this design provides space for both collaboration and individual work, giving users autonomy in how they can be most effective.

### Dimensions

Width: 19'-4"

Depth: 15'-0"

Height: 8'-0"

Square Footage: 291

Environment Ceiling Height: 13'-6"

### Drawing files

[JPG](#)

[Canvas](#)

[Revit](#)

[SketchUp](#)

[Zipped](#)

## Helpful Tips

### Collaborative Mode: Think

Touchdowns and surrounding spaces provide places for people to focus alone or together.

**Touchdowns are designed to provide sensory insulation** and the ability to accomplish focused work.

**Drapery offers user control over stimulus level** and can be used to signal when people don't want to be interrupted.

**Provide ergonomic support and posture choices** by pairing a Fern® task chair with an Upside® height-adjustable table.

### Adding glass to the top

**horizontal position** of Pergola allows natural light to filter into each area, promoting well-being and restorative activities for occupants.

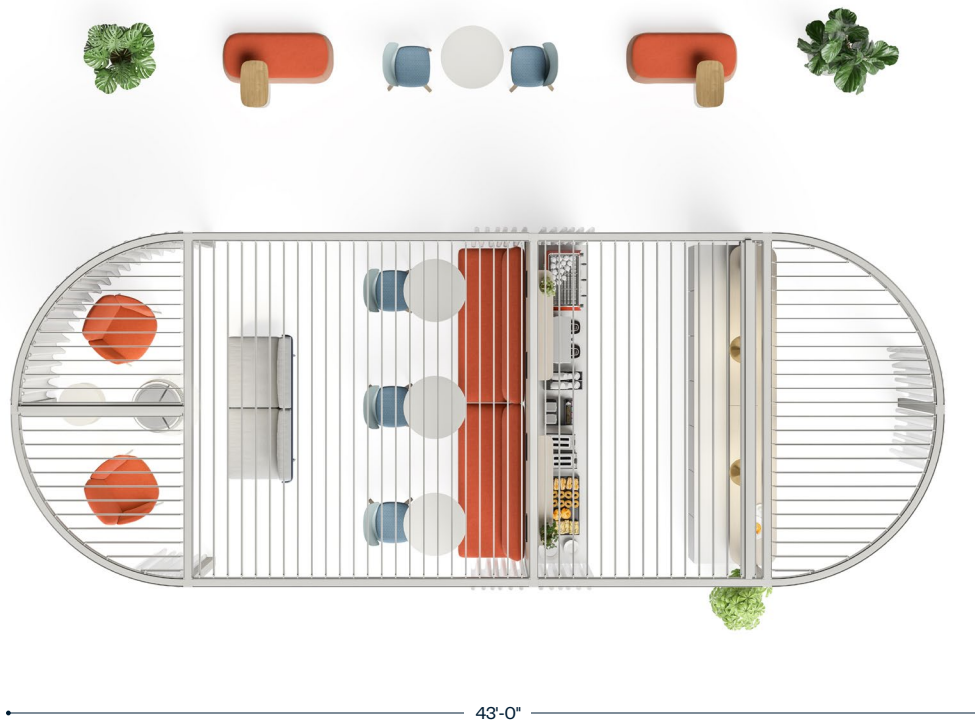
**Use furniture and technology support for space legibility and boundaries.** Markerboard tiles, a Bluescape™ monitor, and a flexible standing-height PopUp™ table indicate this is a collaborative space for active brainstorming and ideation.







# HAWORTH



## Helpful Tips

### **Collaborative Mode: Connect**

Community spaces provide places for people to gather and connect socially.

### **Locating community and café spaces**

in areas with access to natural light and plants encourages cognitive recovery.

### **Pergola offers different activity zones**

for multiple small groups to gather within one space, which offers people a sense of autonomy and encourages spontaneous interaction.

**Designing a café space** using a freestanding architectural product like Pergola provides the flexibility for organizations to grow and change.

**Accessorize the space** with shelving, coat/bag hooks, and lighting to enhance and complete the space.

## Community Pergola Workspaces

Community spaces offer opportunities to represent an organization's brand and culture, which can promote employee engagement. Create a central community hub that encourages social connection using Pergola™ workspaces. This oval-shaped application anchors a café space and provides an area for refreshments, dining, and lounge activities. The half-round additions break the box and add softness to a large, open space. Drapery can be used as a visual cue to others when a private event or client engagement is taking place, while still allowing light to filter throughout the space.

### Dimensions

Width: 33'-2 3/4"

Depth: 12'-6 3/4"

Height: 8'-0"

Square Footage: 422.91

Environment Ceiling Height: 21'-6"

### Drawing files

[JPG](#)

[Canvas](#)

[Revit](#)

[SketchUp](#)

[Zipped](#)





# HAWORTH



29'-0"



31'-0"



## Project Room Pergola Workspaces

In fast-paced, competitive industries, there is often a need for quick connection, ample access to technology, and the ability to pivot rapidly from one lead to another. Pergola™ semi-enclosed project spaces let users maintain visual connection to subject matter experts sitting in adjacent workstations. The ability to add writable surfaces and multiple points of technology access enables fast-paced problem solving. Highly flexible furniture keeps the team agile with the ability to reconfigure daily based on the tasks at hand.

### Dimensions

Width: 29'-8"

Depth: 12'-8"

Height: 8'-0"

Square Footage: 381.44

Environment Ceiling Height: 13'-0"

### Drawing files

[JPG](#)

[Canvas](#)

[Revit](#)

[SketchUp](#)

[Zipped](#)

## Helpful Tips

### Collaborative Mode: Do

Project rooms support groups assigned to work on specific tasks.


**Provide access to external information** and the ability to source references quickly with multiple Bluescape™ monitors.

**Markerboard tiles** offer space for externalizing and embedding information. This application would be best suited as an owned team space, allowing the group to have continued exposure to their notes and ideas.

### Adding a retreat adjacent to the collaborative space


provides opportunities for restorative activities in fast-paced environments. Cabana Lounge™ offers choice in levels of visual privacy, comfort, and support.

**Painted slats can be installed at 3 different angles** (45°, 90°, 135°) to further enhance visual interest and privacy.





# HAWORTH



## Collaborative Pergola Workspaces

Take advantage of the surface area this grouping of touchdowns creates for collaborative and brainstorming activities. Tiles in PET and markerboard finishes promote externalization of ideas. Lounge furniture with flexible tables create a casual, collaborative environment. Adjacent to workstations, this space may be owned by a team, allowing them to leave project references and artifacts accessible for the span of a project. Designing an owned team area using the negative space around Pergola™ reinforces a collaborative culture where the team functions on a shared set of values, beliefs, and assumptions.

### Dimensions

Width: 21'-4"

Depth: 7'-7"

Height: 8'-0"

Square Footage: 164.78

Environment Ceiling Height: 13'-6"

### Drawing files

[JPG](#)

[Canvas](#)

[Revit](#)

[SketchUp](#)

[Zipped](#)

## Helpful Tips

**Collaborative Mode: Think, Inform** – Meeting spaces support groups that need to share information and focus together.

**Markerboard and fabric tiles** aid in embedding and externalizing information.

**Persistent exposure to project artifacts** helps uncover new ideas and reminds the team of upcoming deadlines and tasks.

**Anchoring the open collaborative area** with accent lighting helps users perceive it as something special and different.

**Pendant lights define the space** while providing acoustic qualities in an open area.

**Ceiling slats and frames do not have to match**—using complementary colors can help delineate the space and add interest through mixed materials.

**Adding small details**, such as a pen tray shown here, improves legibility and user experience when the work tools required are close at hand.





# HAWORTH



## Helpful Tips

**Activity: Restore** – Rounds create retreat spaces for inspiration and rejuvenation, supporting both individuals and small groups.

**Nurture well-being and cognitive recovery** through lounge furniture, soft accent lighting, and access to natural light and greenery.

**Drapery and painted slats** provide the stimulus control needed for restorative spaces, while still allowing natural light into the space.

**Drapery also adds a soft, residential element** that creates a familiar and relaxing environment.

## Lounge Pergola Workspaces

Create a unique destination space with Pergola™ rounds by defining new circulation paths within an open plan, adding an unexpected touch to the environment, and offering a place for inspiration. In a community space, this round is a tech-free zone where one to three people can relax and take a moment out of a stressful workday. Located near ample natural light within a larger social area, a restorative lounge can promote well-being and more intimate social connections. Spaces throughout a floorplan meant for restorative activities demonstrate trust in employees and increases their sense of autonomy and engagement.

### Dimensions

Diameter: 12'-0"

Height: 8'-0"

Square Footage: 221

Environment Ceiling Height: 26'-8"

### Drawing files

[JPG](#)

[Canvas](#)

[Revit](#)

[SketchUp](#)

[Zipped](#)

