

# Mesa Due

Poltrona Frau | Lella and Massiom Vignelli | 2016 | Imported from Italy

---

## Features and Specifications

### Collaborative Tables

The structure is made of steel, and a series of counterweights provides stability. The top is made of MDF with double panelling and rounded edges. The bottom panel is coated with a textured black paint. The top panel is available in wood or leather. The base is wrapped in leather.

## Additional Notes

Bases in Pelle Frau® Saddle Extra (GA) will have contrasting stitching. Bases in Pelle Frau® ColorSphere (70) will have matching stitching.

## Surfaces

### Top Leather

Pelle Frau® ColorSphere (70)

### Top Wood


Mocha Stained Ash (YR-61)

Wenge Stained Ash (YR-32)

### Base Leather

Pelle Frau® ColorSphere (70)

Pelle Frau® Saddle Extra (GA)

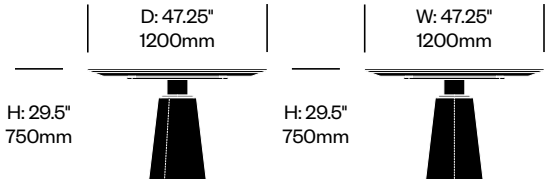


# Mesa Due

Poltrona Frau | Lella and Massiom Vignelli | 2016 | Imported from Italy

**To order, specify:**

1. Product number
2. Top leather or wood color
3. Base leather color

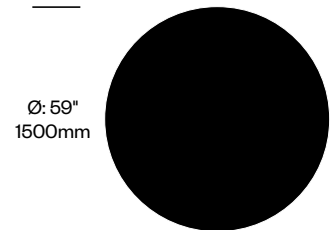
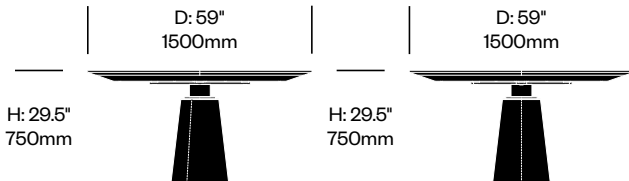


**SMALL ROUND COLLABORATIVE TABLE**

ColorSphere Leather Top	Number	List Price
Color System Leather Base	HCPF-MDC1-R471	6,860.00
Saddle Extra Leather Base	HCPF-MDC1-R471	7,410.00

Wood Top	Number	List Price
Color System Leather Base	HCPF-MDC1-R47W	6,230.00
Saddle Extra Leather Base	HCPF-MDC1-R47W	6,860.00



**LARGE ROUND COLLABORATIVE TABLE**

ColorSphere Leather Top	Number	List Price
Color System Leather Base	HCPF-MDC2-R591	9,270.00
Saddle Extra Leather Base	HCPF-MDC2-R591	10,020.00

Wood Top	Number	List Price
Color System Leather Base	HCPF-MDC2-R59W	8,730.00
Saddle Extra Leather Base	HCPF-MDC2-R59W	9,270.00